



**GUIDE D'UTILISATEUR**

**USER GUIDE**

Société CTAC-TECH, 231 RUE PIERRE ET MARIE CURIE  
31670 LABEGE  
Version : Flipr 2 (Start, PRO)  
sav@goflipr.com  
05.31.60.05.02

Puissance de radiofréquence maximale transmise sur les bandes de fréquences utilisées par l'équipement radioélectrique : 2.825 mw en 868 mHz et 0.631 mW en 2,4 GHz .

Bandes de fréquences utilisées par l'équipement radioélectrique : 868 mHz et 2,4 GHz

Plage de température 5°-50°c

Le soussigné, CTAC-TECH, déclare que l'équipement radioélectrique du type Flipr2 est conforme à la directive 2014/53/UE.

Le texte complet de la déclaration UE de conformité est disponible à l'adresse internet suivante: [www.goflipr.com/compliance](http://www.goflipr.com/compliance)

Entretien et stockage : placer Flipr dans un liquide de conservation lors du stockage, placer Flipr dans une solution de nettoyage plusieurs heures pour nettoyer les sondes.

**Ne pas ouvrir, ne pas laisser les sondes hors de l'eau.**



CE

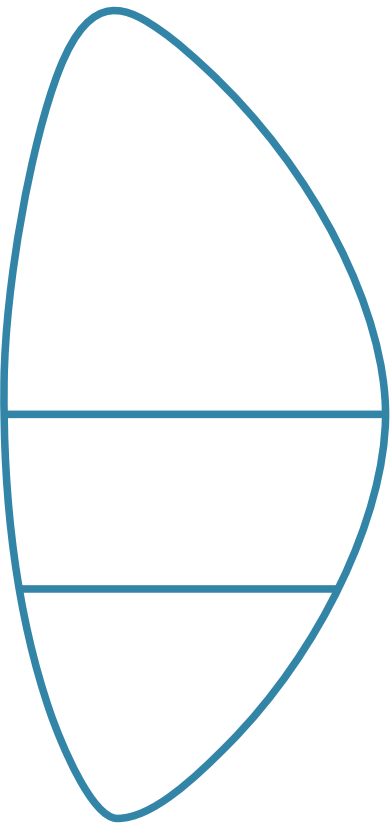


IPX8

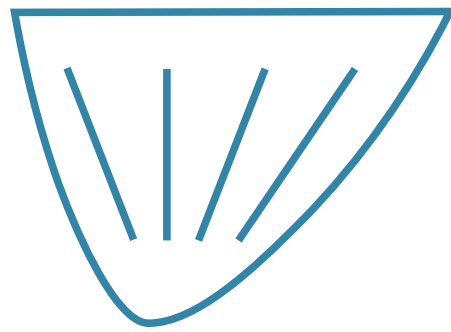
## CONTENU

- 1 - Flipr
- 2 - Grille d'utilisation
- 3 - 2x Flacons de calibration pH
- 4 - 1 bandelette + guide


1




2



3



4

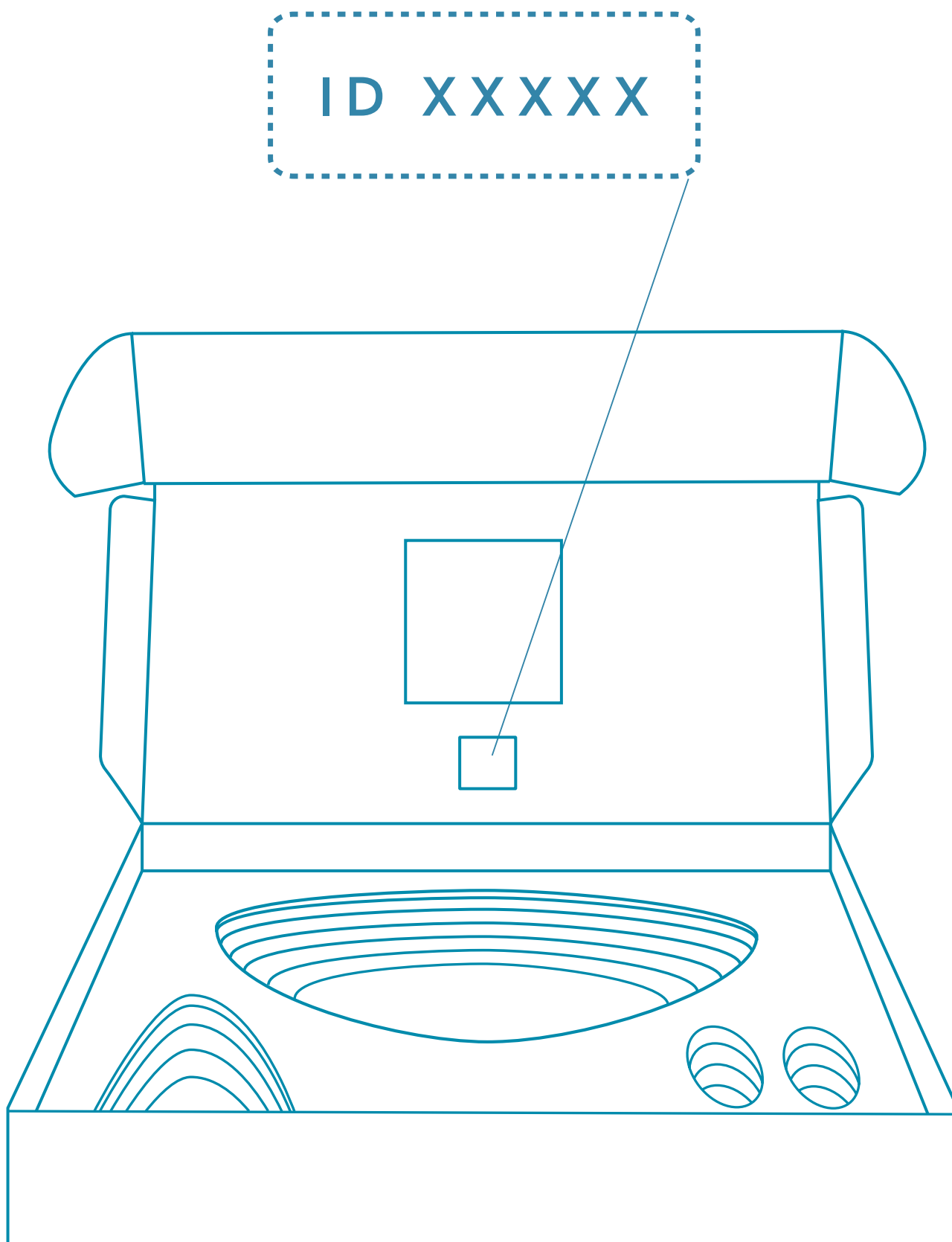


## MISE EN ROUTE FLIPR



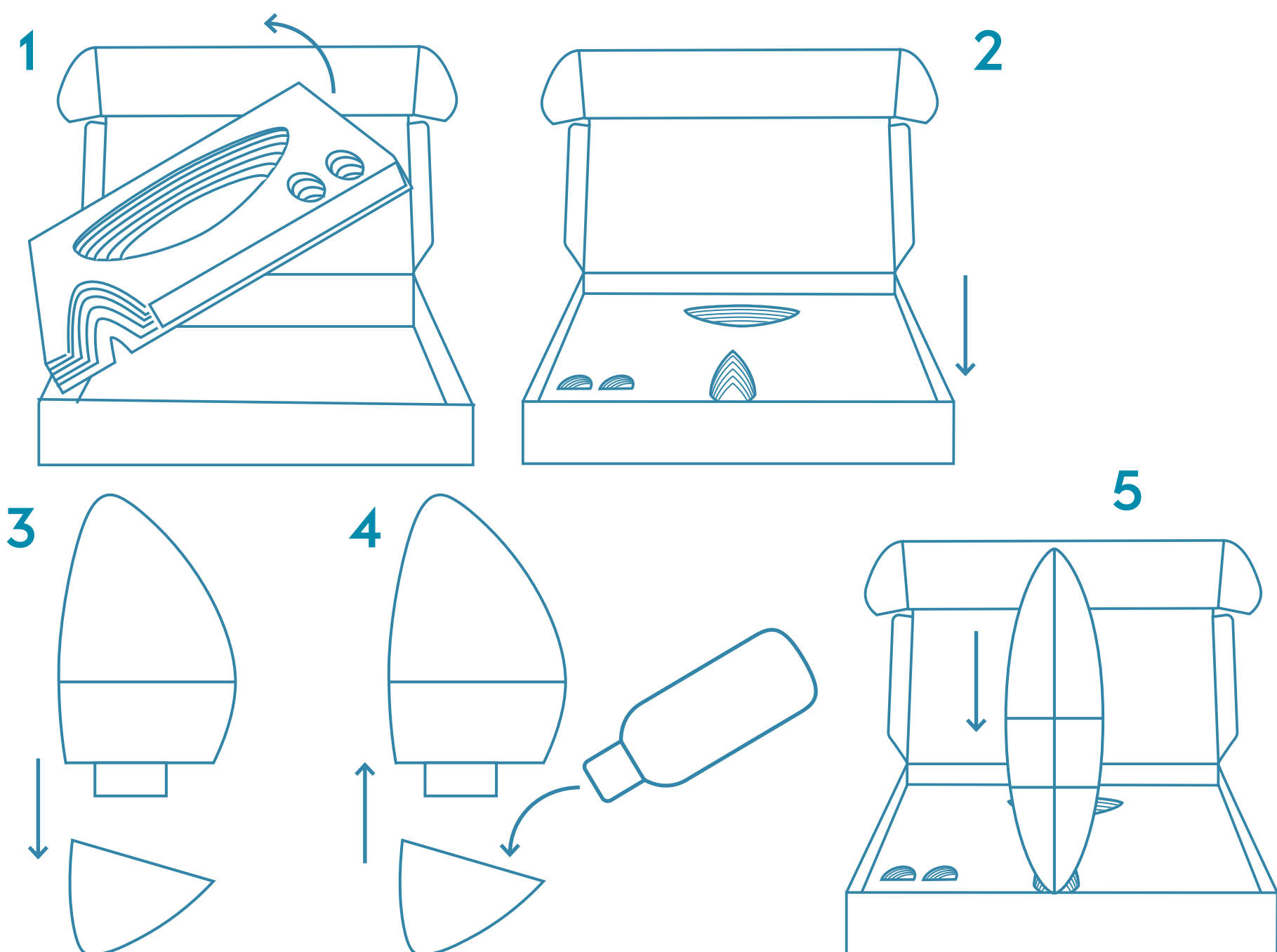
### 1. Installation de votre Flipr

Pour commencer, avant de mettre Flipr à l'eau, veuillez télécharger l'application FLIPR via APPSTORE ou GOOGLE PLAY et laissez-vous guider par notre application !



## 2. Votre clé d'activation

Lorsque l'application vous y invite, tapez le code d'activation qui se trouve à l'intérieur de l'emballage.



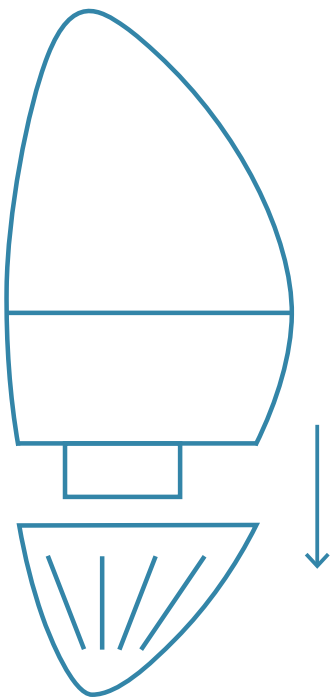
### 3. Calibration des sondes

L'appareillage se fait en Bluetooth, dès l'ouverture de l'application. Le Bluetooth du téléphone s'enclenche automatiquement, nul besoin de chercher votre Flipr dans les réglages Bluetooth de votre smartphone: tout se fait à travers l'application Flipr !

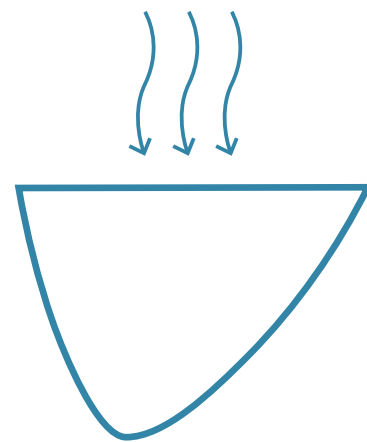
Ôtez le calage de la boîte (1) retournez-le puis replacez-le dans la boîte (2). Lancez le calibrage à partir de l'application.

NB : Les liquides sont des solutions de calibration pH4 et pH7. Ne pas ingérer. En cas d'ingestion, veuillez contacter rapidement un médecin et lui présenter la notice. La calibration se fait en bluetooth. Restez à proximité de l'appareil durant tout le processus et veillez à une bonne couverture réseau cellulaire ou wifi.

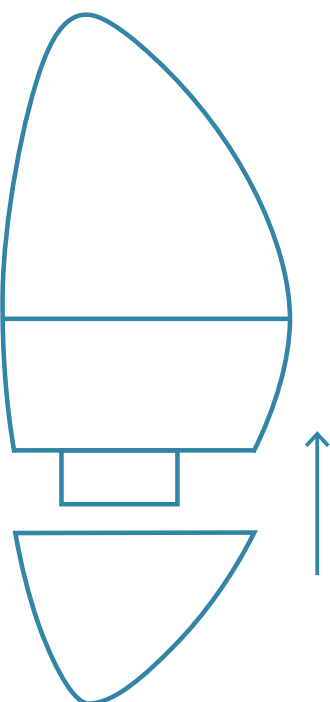
## COMMENT CONSERVER FLIPR ?



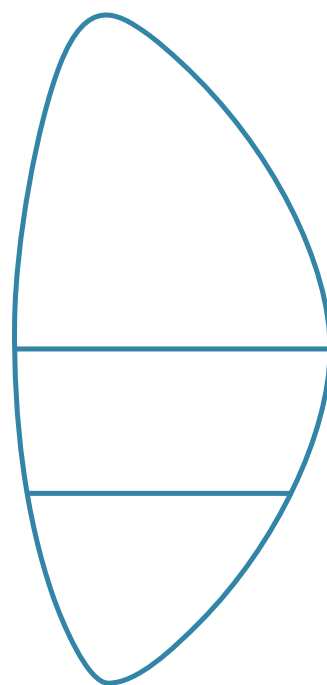
**1**  
Dévisser la grille de protection



**2**  
Remplir le bouchon de liquide d'hivernage  
(recharges disponibles sur [www.goflipr.com](http://www.goflipr.com))



**3**  
Visser le bouchon sur Flipr.



**4**  
Stocker Flipr.

## PRECAUTIONS D'EMPLOI

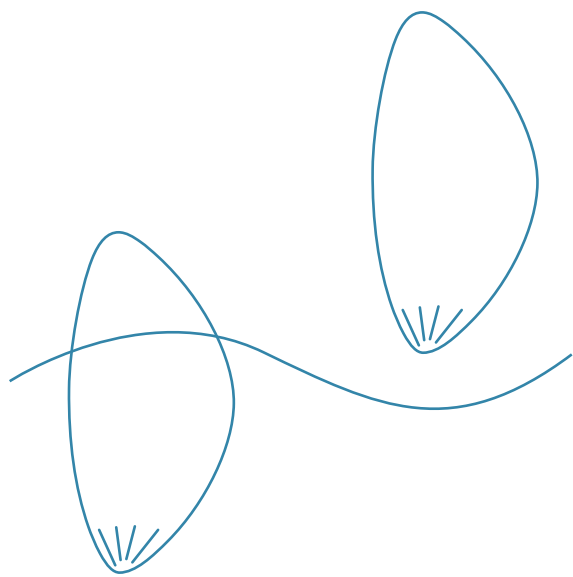
### INDICATIONS SUR L'USAGE DE VOTRE FLIPR

Flipr est un appareil de mesure. Il comporte des capteurs qui ne sont pas adaptés à certains usages, ni aux piscines touché par un courant de fuite. Une mauvaise utilisation peut entraîner une rupture de la garantie de votre produit. (voir Garanties contenues dans la boîte)

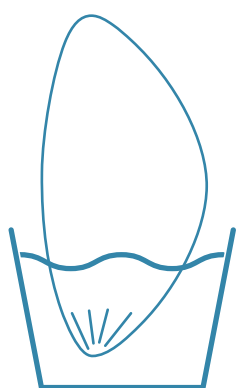
Flipr fait des mesures toutes les 75 minutes environs. L'appareil a besoin d'une période de rodage, ainsi les 3 premières mesures peuvent ne pas correspondre avec la réalité de la qualité de l'eau. Il est préférable d'attendre la quatrième mesure pour commencer à traiter le bassin.

### CONSEILS SUR L'UTILISATION DES PRODUITS DE CALIBRATION ET DE CONSERVATION FLIPR

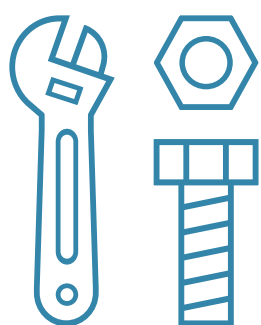
Votre Flipr est livré avec un bouchon de conservation contenant un liquide de conservation KCL2M (chlorure de potassium). Il est fortement conseillé d'utiliser ce liquide, notamment pour l'hivernage ou le transport de Flipr. L'emballage comporte également deux récipients contenant des solutions de calibration non-réutilisables (pH4 et pH7). Ne pas ingérer ces liquides. En cas d'ingestion veuillez contacter votre médecin et lui présenter la notice.



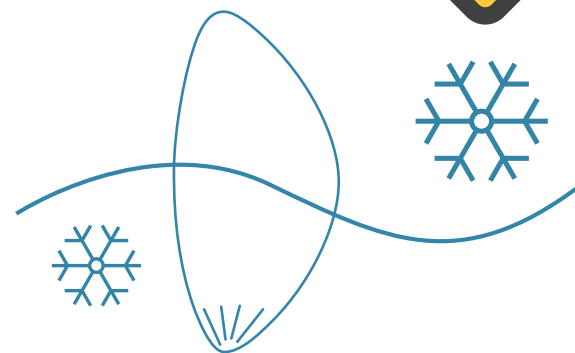
Veillez à constamment immerger Flipr.



Pour un fonctionnement optimal de votre appareil pensez à régulièrement rincer les sondes avec le liquide d'entretien Flipr pendant 1 heure.



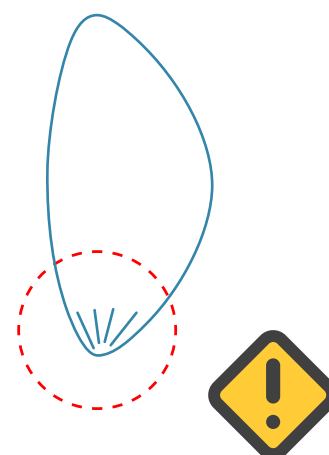
Toute intervention technique sur le produit doit être opérée impérativement par du personnel qualifié et agréé par Flipr. Une manipulation technique sans approbation du support Flipr donnerait lieu à une rupture de la garantie.



Ne pas utiliser si la température de l'eau est à moins de 5°C et à plus de 50°C. Si le cas se présente sortir Flipr de l'eau et le conserver dans le sachet prévu à cet effet à température ambiante et à l'abri du soleil.



N'est pas adapté à une utilisation piscines publiques, ou bassins de plus de 150m<sup>3</sup>. Usage uniquement dans une eau traitée au chlore, sel et brome.

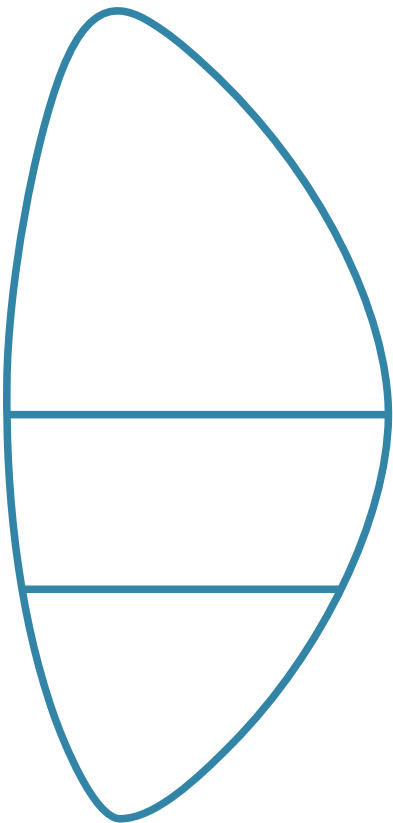


Les sondes sont des éléments fragiles, évitez tout contact ou choc qui pourrait impacter leur qualité de mesure.

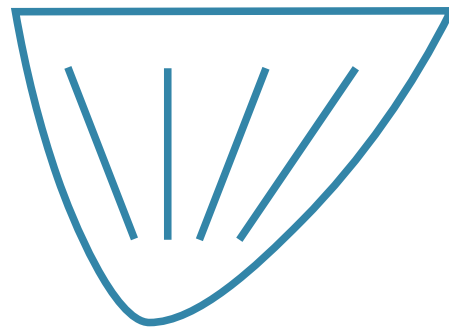
## INSIDE THE BOX

- 1 - Flipr device
- 2 - Usage endcap
- 3 - 2x pH calibration bottles
- 4 - 1 test strip + guide


1



2



3



4

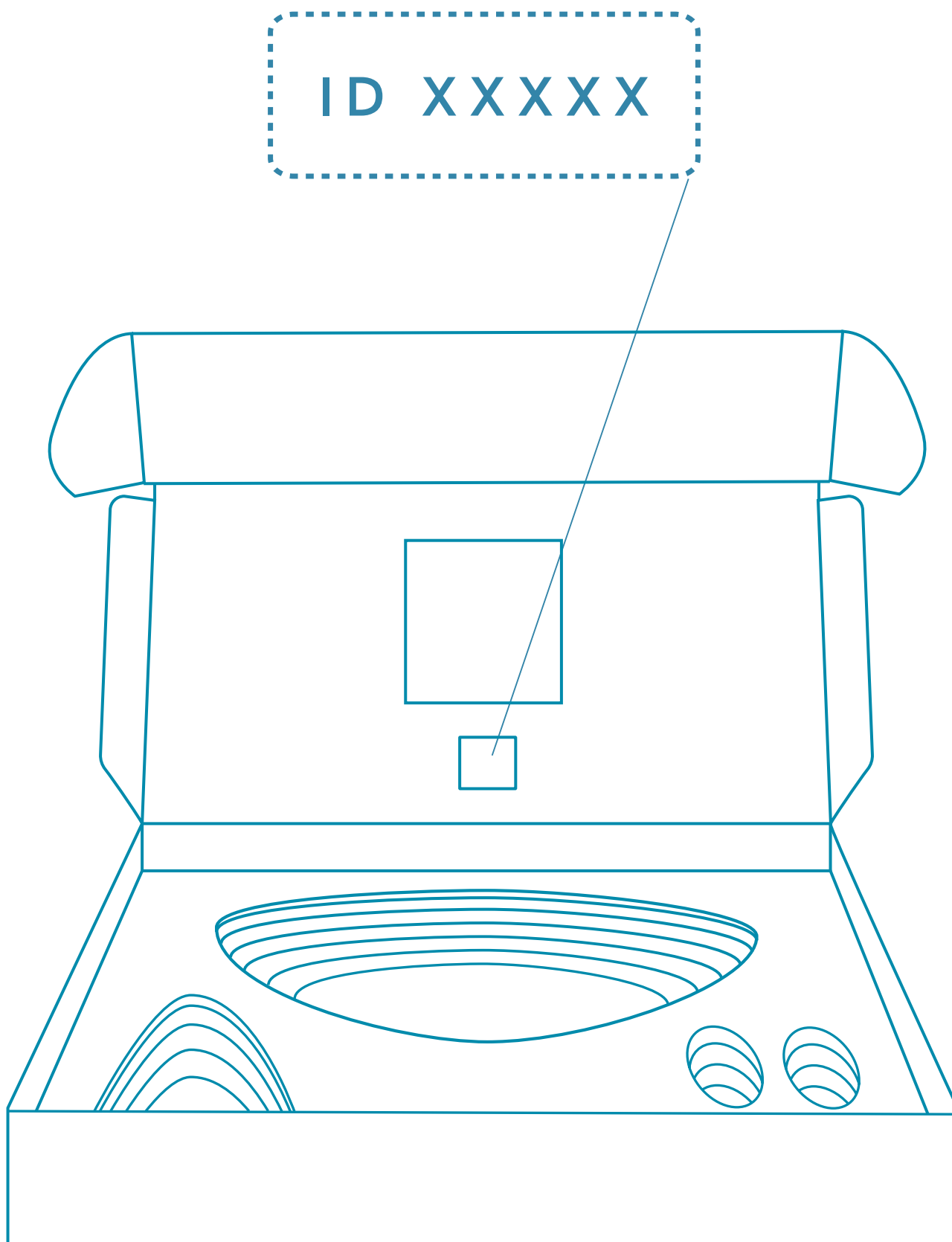


## GETTING STARTED



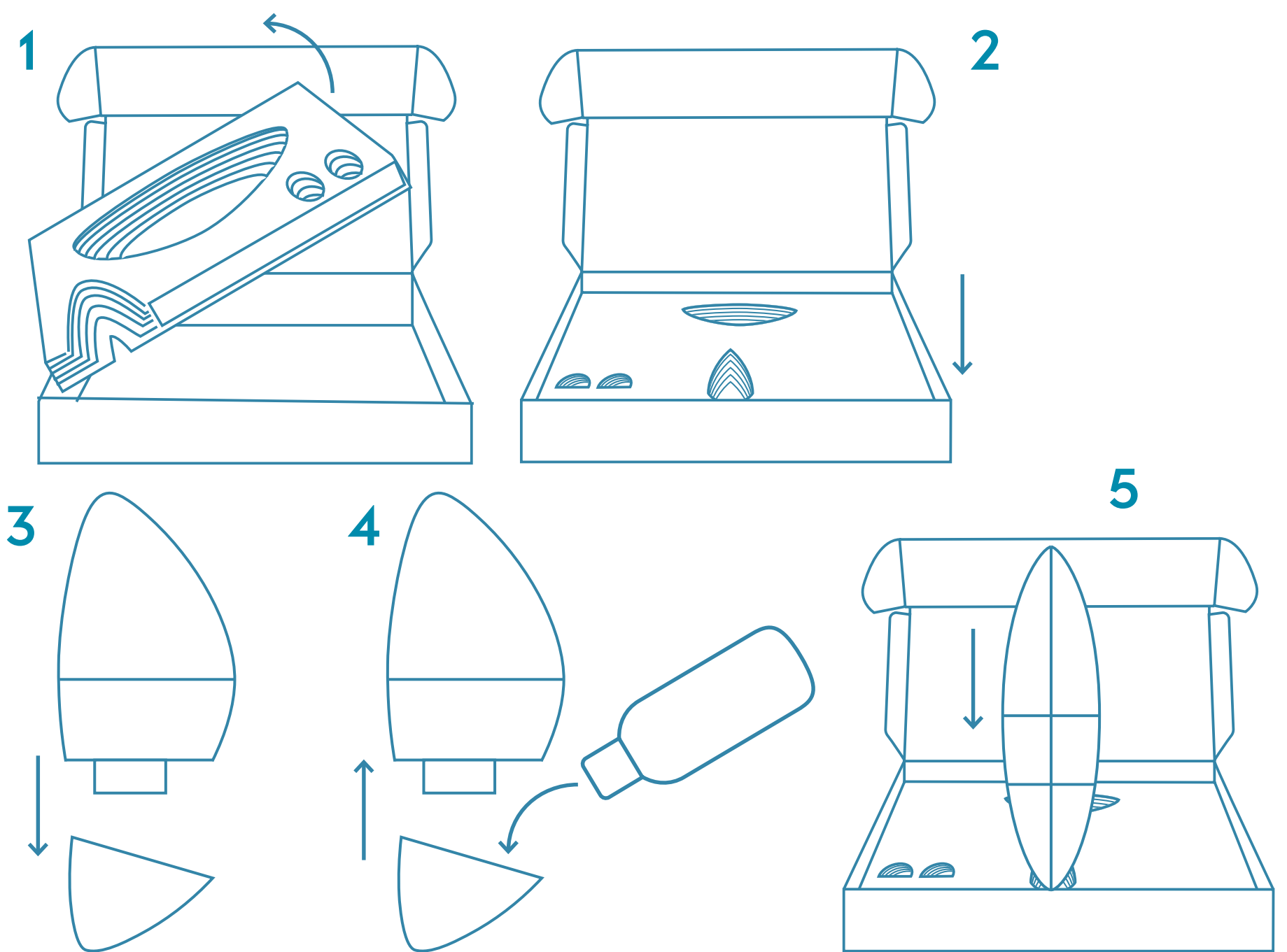
### 1. Setting up your Flipr

Before putting in using the device please download the Flipr smartphone app on the APPSTORE or GOOGLE PLAY STORE and let yourself be guided !



## 2. Your activation key

When prompted please type the 5 digit code provided inside the box.



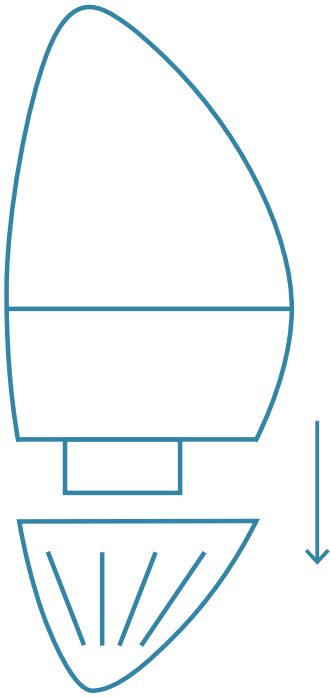
### 3. Calibrating the sensors

As soon as the application is opened, the phone's Bluetooth switches on and the device is getting paired automatically, there is no need to search for your Flipr in your smartphone's Bluetooth settings: everything is done through the Flipr application!

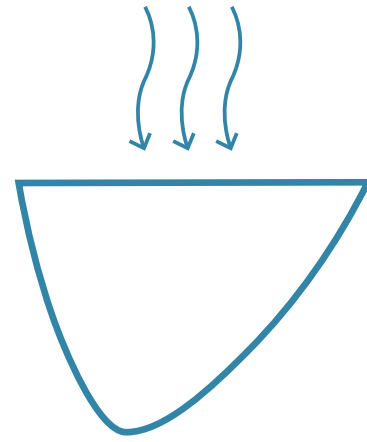
Remove the cardboard insert (1) from the box (1), turn it over and put it back in the box (2). Start the calibration process from the application.

NB: Used liquids are pH4 and pH7 calibration solutions. Do not ingest. If swallowed, please contact a doctor promptly and present the legal notice. Calibration is done by Bluetooth. Stay close to the device throughout the process and ensure good cellular or wifi network coverage.

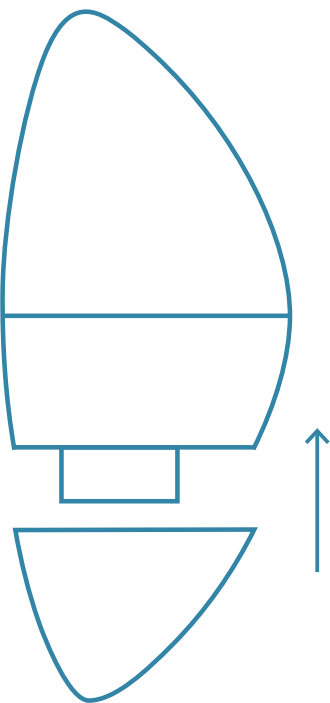
## HOW TO STORE THE DEVICE



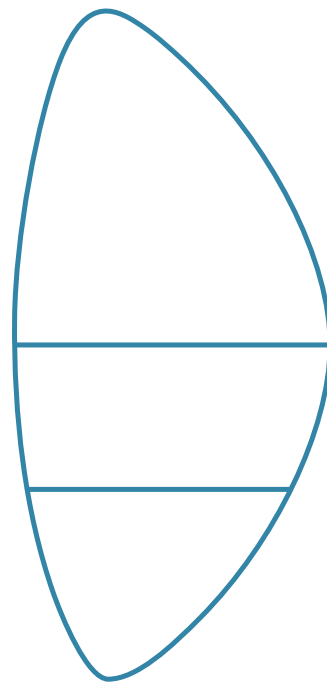
**1**  
Unscrew the usage  
endcap



**2**  
Fill the storage cap  
with wintering liquid.  
(refill available at  
[www.goflipr.com](http://www.goflipr.com))



**3**  
Screw the storage  
cap back on the  
device.



**4**  
Store the device.

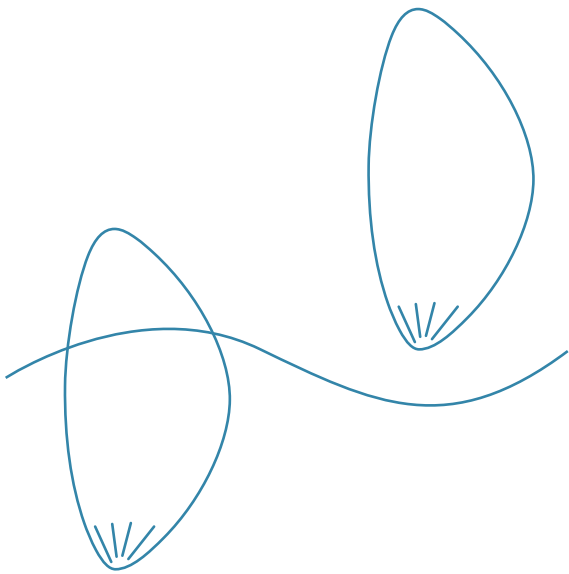
## PRECAUTIONS FOR USE

### USAGE GUIDELINES

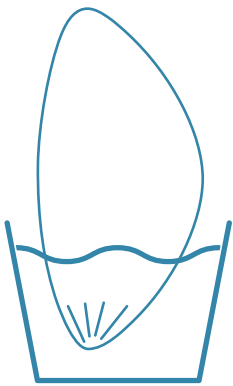
Flipr is a measuring instrument. It includes some fragile sensors which may not work properly when used for other purposes than intended, nor in pools impacted by leakage current. Warranty may not apply when wrongly used.

### ADVICE ON CALIBRATION AND CONSERVATION LIQUIDS

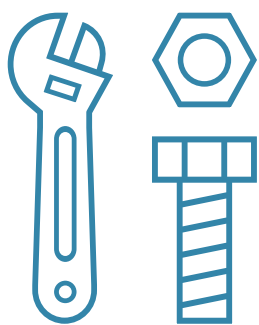
This device is being shipped inside a sealed bag containing a conservation liquid KCL2M (potassium chloride). We suggest you to keep the liquid inside the bag for further purpose such as wintering or transport. The packaging also includes two small bottles containing non-reusable pH4 and pH7 solutions. Do not swallow. If so please rapidly contact your doctor or health care professional and show him the user manual.



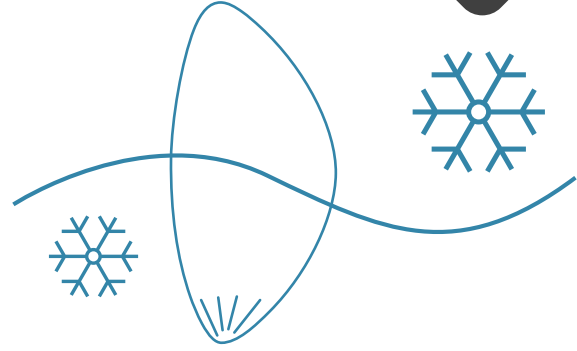
Ensure the device is continuously submerged.



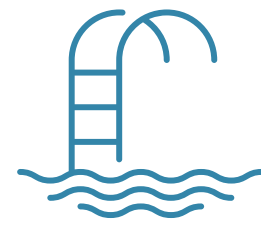
For optimal operating conditions consider rinsing them from time to time with Flipr maintenance fluids during 1 hour.



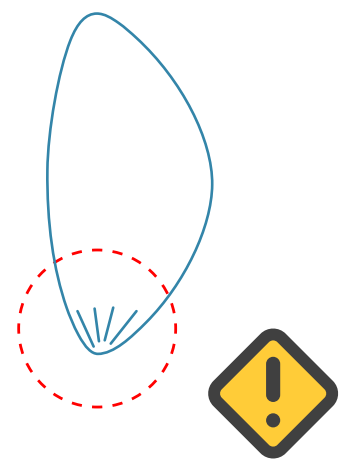
Any technical intervention on the product must be carried out by qualified personnel approved by Flipr. Technical manipulation without approval of the Flipr support team would void the warranty of the product.



Do not use if water temperature is below 5°C or above 50°C. If so, take the device out of the water and store it in the bag provided for that purpose out of direct sunlight on room temperature.



This device is not suitable for public pools or pools which volume exceeds 150M3 and only works with chlorine, bromine or salt.



The measuring sensors are fragile components, do not touch or expose to shocks which could alter their measuring quality.

# LEGAL NOTICE



## European union directives conformance statement

Hereby, CTAC-TECH SAS declares that this product is in compliance with :

> The essential requirements and other relevant provisions of Directive 2014/53/EU (RED) and Directive 2011/65/EU (ROHS 2)

> All other relevant EU directives

you can view the product's Declaration of Conformity to Directive 2014/53/EU (RED) and Directive 2011/65/EU (ROHS 2) at [www.goflipr.com/compliance](http://www.goflipr.com/compliance)

## Caring for the environment by recycling

Do not dispose of electrical devices or accessories with your household waste.

In some countries or regions, collection systems are set up to handle electrical and electronic waste items. Contact your regional authorities for more details.

## Copyright and other legal information

©iPad, ©iPhone, ©iPod touch are trademarks of Apple Inc., registered in the U.S. and other countries.

ANDROID™ is a trademark of Google Inc. Use of this trademark is subjected to Google permissions.

All Flipr products are registered trademarks. Other trademarks mentioned herewith are owned by their proprietors. All other products or service names are the property of their respective owners.

The use of wireless devices and their accessories may be prohibited or restricted in certain areas. Always obey the laws and regulations on the use of these products.

## WARRANTY

This product is covered by a 2-year product warranty which is valid from the date of purchase.

Users are not permitted to make changes or modify the device in any way. Changes or modifications not expressly approved by the party responsible for compliance will void the user's warranty.

In non-EU countries, this product is covered by a 1 year product warranty which is valid from the date of purchase. Users are not permitted to make changes or modify the device in any way. Usage, changes or modifications not expressly approved by the party responsible for compliance will void the user's warranty.

Dear Customer, we thank you for your trust in our products. All our products are designed and manufactured with the utmost care. We are sure they will bring you satisfaction. In case you encounter a difficulty installing or using your product, we recommend that you follow the steps proposed by the mobile application FLIPR or our list of frequently asked questions, available on our site:

<http://www.goflipr.com/questions-frequentes/>. Our after sales team is delighted to answer to your questions per email [sav@goflipr.com](mailto:sav@goflipr.com) or phone +33 531 600 502.

Your Flipr product is internationally covered by a one year manufacturer's warranty. In accordance with French law, you benefit in any case from the conditions of the legal guarantee of hidden defects (referred to in articles 1641 and following of the Civil Code) for a period of 2 years, and the legal guarantee of conformity (referred to in articles L211-1 and following of the Consumer Code) for a period of 2 years from the date of purchase. If despite all our efforts, your product had a technical problem, our company would make every effort to repair or replace your product under these guarantees.

## Conditions of implementation of the Flipr guarantee

Only the company CTAC-TECH, manufacturer of Flipr, is responsible for the implementation of the guarantees. As such, your dealer can not intervene.

Flipr guarantees the product:

- Purchased from an authorized reseller, from the date of purchase, upon presentation of the original invoice or

original sales receipt, reseller name, product reference and date of purchase.

- Purchased on the Flipr.fr website, from the date of delivery, on presentation of the original invoice or the original receipt, the reference of the product and its date of purchase.

In the case of a product replacement, the warranty start date remains the date of the consumer's purchase of the original product. The Flipr guarantee applies provided that the product has been used in accordance with its usual use, according to the instructions in the user manual. Only Flipr is authorized to intervene on the product and can decide

replacement or repair of your product. The decision will be taken after a product diagnosis made exclusively by Flipr teams. The CTAC-TECH company recalls that consumables (ie replaceable elements such as battery or pH probe / REDOX probe / temperature probe) as well as accessories (which are different from spare parts) are not covered under the contractual warranty. An out-of-service purchase after sale of these spare parts / consumables is excluded except small plastic parts or screws. The purchase of these parts can only be carried out within the framework of an After Sales service carried out with Flipr or an authorized reseller or customers for the repair of the products.

# LEGAL NOTICE



Availability of spare parts:

- 1- For exchangeable products: An exchangeable product is a product for which Flipr has decided not to put in place a repair policy, therefore, there are no spare parts.
- 2 - For repairable products: 36 months from the end date of the warranty period.

## WARRANTY VOID

In the event of a technical failure of a product resulting in impossibility of operation, the contractual guarantee can not under any circumstances give rise to damages (Example: loss of data). All Flipr warranties apply except for the cases listed below:

- Proof of purchase indicating reseller name, date of purchase and product reference is not provided.
- The proof of purchase has been modified in any way or made illegible.
- The product part number and / or serial number (if any) has been changed, removed or made illegible.
- Repairs or modifications and product changes have been made by unauthorized organizations or individuals.
- The product has been used in a way that does not conform to its original purpose if it has been mentioned in the user manual.
- The defect was caused by improper use or installation of the product, or by environmental conditions that do not comply with the conditions of use mentioned in the user manual.
- The fault is due to the connection of peripherals, additional equipment or accessories not compatible with the Flipr products mentioned in the user manual.
- The damage is caused by a force majeure event such as: lightning, non-compliant and unsuitable voltage, fire, natural disaster or transport accident.
- The damage is caused by an animal.
- The product has been adapted for compliance with technical or safety standards applicable in a country other than that for which the product was originally designed and manufactured.

Reminder: Consumables (ie replaceable elements such as battery or pH probe / REDDOX sensor / temperature probe) and accessories (which are different from the spare parts) are not taken into account under warranty and can be purchased separately from Flipr. An off-sales acquisition of these spare parts / consumables is excluded except small plastic parts or screws.

Need help ?

For any questions about our products and services, we invite you to consult the user manual, or the frequently asked questions available on our website: <http://www.goflipr.com/questions-frequentes/> If, however, the problem persists, we We invite you to contact our technical support directly via the form available on the website at [www.goflipr.com/support](http://www.goflipr.com/support), by e-mail at [sav@goflipr.com](mailto:sav@goflipr.com) or at +33 531 600 502.

In case you should contact your dealer or Flipr customer service, we remind you that it is essential to bring:

- From the original invoice or receipt, indicating the name of the dealer, the reference and the date of purchase of the product.
- The serial number of your product.

The reference number of your product (sometimes called the "ID key") and the serial number can be found on the packaging box, on the back of this manual or by consulting the mobile application under "parameters".

Reminder on legal guarantees: «Legal guarantee of conformity

1 - The seller is obliged to deliver a good in accordance with the contract and responds to defects of conformity existing at the time of purchase. It also responds to any lack of conformity resulting from the packaging, assembly instructions or installation when it has been charged to it by the contract or has been carried out under its responsibility.

2 - The action resulting from the lack of conformity is prescribed by two years from the purchase of the good.

3 - To be in conformity with the contract, the property must:

- a. Be fit for the customary use expected of a similar good and, where appropriate: -to correspond to the description given by the seller and to possess the qualities that he has presented to the buyer as a sample or model; -present the qualities that a buyer may legitimately expect given the public statements made by the seller, the producer or his representative, particularly in advertising or labeling.
- b. Present the characteristics defined by mutual agreement by the parties or be fit for any special purpose sought by the buyer, made known to the seller and that the latter has accepted.

4 - The seller is bound by the guarantee by reason of the hidden defects of the sold good, which renders it unfit for the use for which it is intended, or which diminishes the use so much, that the buyer would not have acquired it, or would have given a lower price if he had known them.

5 - The action resulting from the latent defects must be brought by the purchaser within one year from the discovery of the defect.

For more information please visit our website [www.goflipr.com](http://www.goflipr.com) or contact customer service at [sav@goflipr.com](mailto:sav@goflipr.com).

