PRODUCT INFORMATION SHEET (ANNEX 5)

Creation date (dd/mm/yyyy) :	2021-11-9
Last update date (dd/mm/yyyy) :	2021-11-9

1	General information	Supplier's name or trade mark		
2		Supplier's address	ADEO Services, 135 rue Sadi Carnot - CS00001, 59790 RONCHIN	
3		Model Identifier - Luminaire Supplier reference	*TX1400001*	
4		Light sources maker model	*TX-36DL01(WH);TX-36DL01(SL);TX-44DL01(WH);TX-44DL01(SL);TX-44DL02*	
5		Date of placement on the market	*Jan-22*	
6	Type of light source:	Lighting technology used:	LED	
7		Light source cap type (or other electric interface)	Connector	
8		Non-directional (NDLS) or directional (DLS):	NDLS	
9		Mains (MLS) or non-mains (NMLS):	NMLS	
10		Connected light source (CLS):	no	
11		Colour-tuneable light source:	no	
12		Envelope:	no	
13		High luminance light source:	no	
14		Anti-glare shield:	no	
15		Dimmable:	no	
16	General product parameters:	Energy consumption in on-mode (kWh/1000 h)	16	KWh/1000h
17		Energy efficiency class	D	
18		**Useful luminous flux (Φuse)**, indicating if it refers to the flux in a sphere (360°), in a wide cone (120°) or in a narrow cone (90°),	2100	360
19		Correlated colour type	steps	
20		Correlated colour temperature, rounded to the nearest 100 K, or the range of correlated colour temperatures, rounded to the nearest 100 K,	2700	K
21		On-mode power (P_{on}), expressed in W and rounded to the first decimal	14.2	W
22		Standby power (P_{sb}), expressed in W and rounded to the second decimal	0.00	W
23		Networked standby power (Pnet) for CLS, expressed in W and rounded to the second decimal	0.50	W
24		Colour rendering index, rounded to the nearest integer, or the range of CRI-values that can be set	80	
25		Outer dimensions without separate control gear, lighting control parts and nonlighting control parts, if any (millimetre)		
26		Height (mm)	160.00	mm
27		Width (mm)	160.00	mm
28		Depth (mm)	8.00	mm
29		Spectral power distribution in the range 250 nm to 800 nm, at full-load (insert picture of the spectral power distribution + name of picture+extension (.jpeg)	TX-36DL01(WH);TX-36DL01(SL);TX-44DL01(WH);TX-44DL01(SL);TX-44DL02-spectral power distribution.jpeg 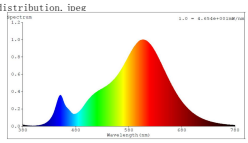	
30		Claim of equivalent power	-	
31		If yes, equivalent power (W)	-	W
32		Chromaticity coordinates (x and y)	0.463;0.460	
33	Parameters directional light sources:	Peak luminous intensity (cd)		cd
34		Beam angle in degrees (no decimal), or the range of beam angles that can be set	0	Degrees
35	Parameter for LED and OLED light sources:	R9 colour rendering index value	3	
36		Survival factor rounded to the second decimal *(>0.xx)*	0.90	
37		Lumen maintenance factor rounded to the second decimal *(>0.xx)*	0.96	
38	Parameters for LED and OLED mains lights sources:	displacement factor (cos Φ1) rounded to the second decimal	0.87	
39		Colour consistency in McAdam ellipses	0.0	
40		Claims that an LED light source replaces a fluorescent light source without integrated ballast of a particular wattage.	-	
41		If yes then replacement claim (W) (no decimal)	0.0	W
42		Flicker metric (Pst LM) rounded to the first decimal	0.1	
43		Stroboscopic effect metric (SVM) rounded to the first decimal	0.1	
44	Technical documentation name (in case of light source product)			
45	Light source removing instruction name (in case of containing product)		TX1400001 light source remove instruction.pdf	

LIGHT SOURCE REMOVING INSTRUCTION

Creation date (dd/mm/yyyy) :	2021-11-9
Last update date (dd/mm/yyyy) :	2021-11-9

1	General information	Supplier's name or trade mark	INSPIRE
2		Supplier's address	ADEO Services, 135 rue Sadi Carnot - CS0001, 59790 RONCHIN
3		Model Identifier - Luminaire Supplier reference	*TX1400001*
4		Light sources maker model	*TX-36DL01(WH);TX-36DL01(SL);TX-44DL01(WH);TX-44DL01(SL);TX-44DL02*

Instructions on how to remove lighting control parts and/or non-lighting parts, if any, or how to switch them off or minimise their power consumption during light source testing

	Explaination of the step	Pictures	Tools
Step 1	Disconnect the main power supply	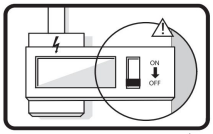	By hand
Step 2	Loosen the screw fixed in the hanging cover	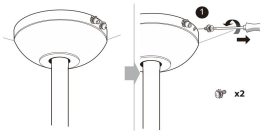	bolt driver
Step 3	Turn the hanging cover to the right and then downward	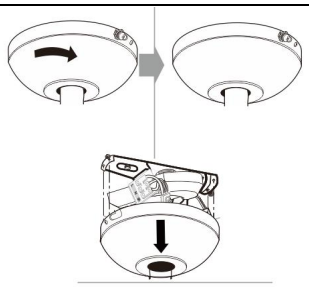	By hand
Step 4	Remove the connectors in the receiver	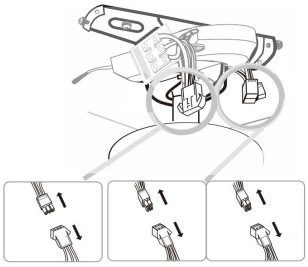	By hand
Step 5	Pull out the receiver	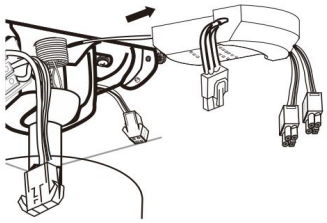	By hand
Step 6	Complete disassembly		By hand

Spectrum

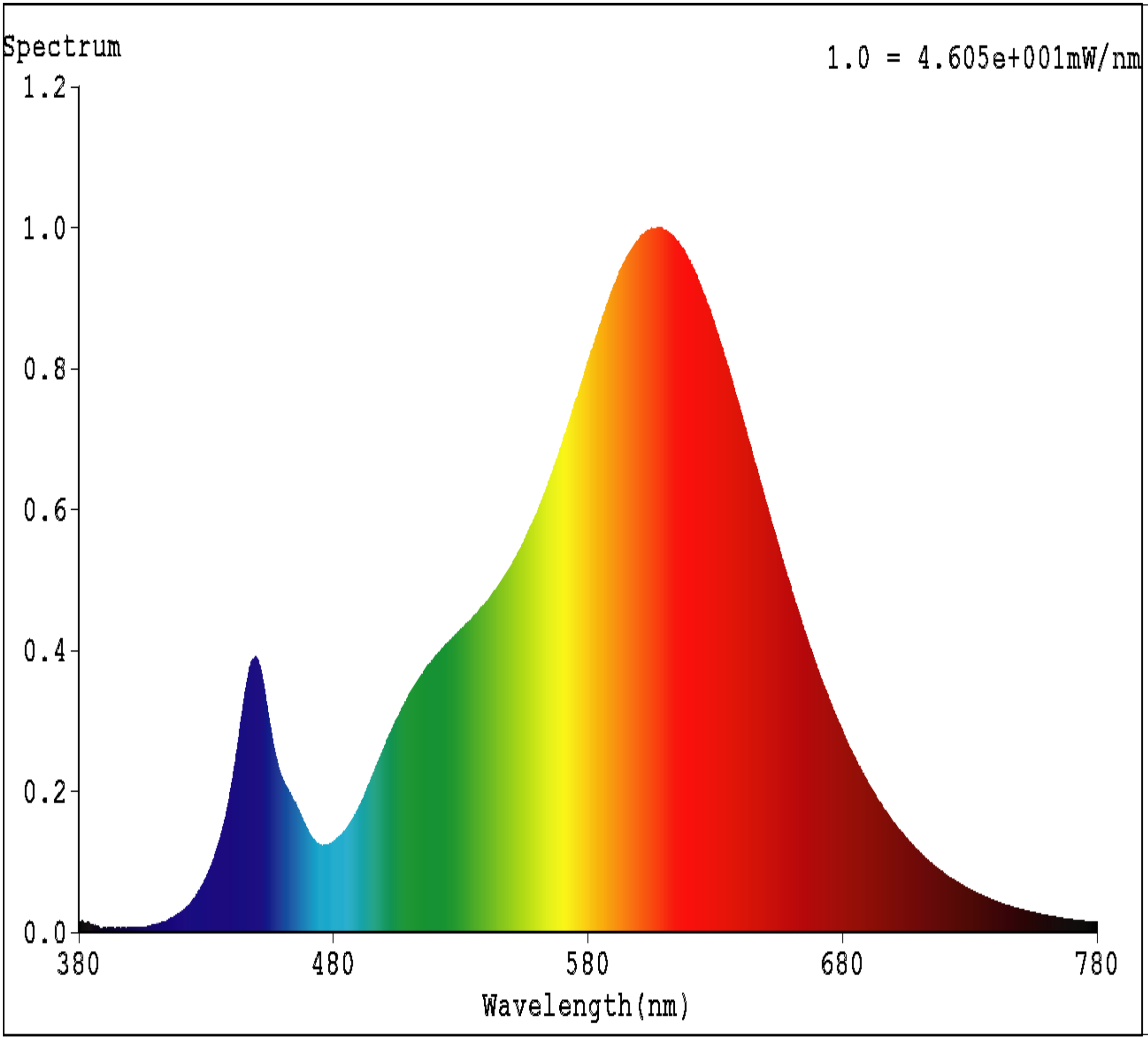
Spectrum
1.0 = 4.605e+001mW/nm
1.2
1.0
0.8
0.6
0.4
0.2
0.0
380
480
580
680
780
Wavelength(nm)