





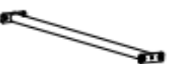






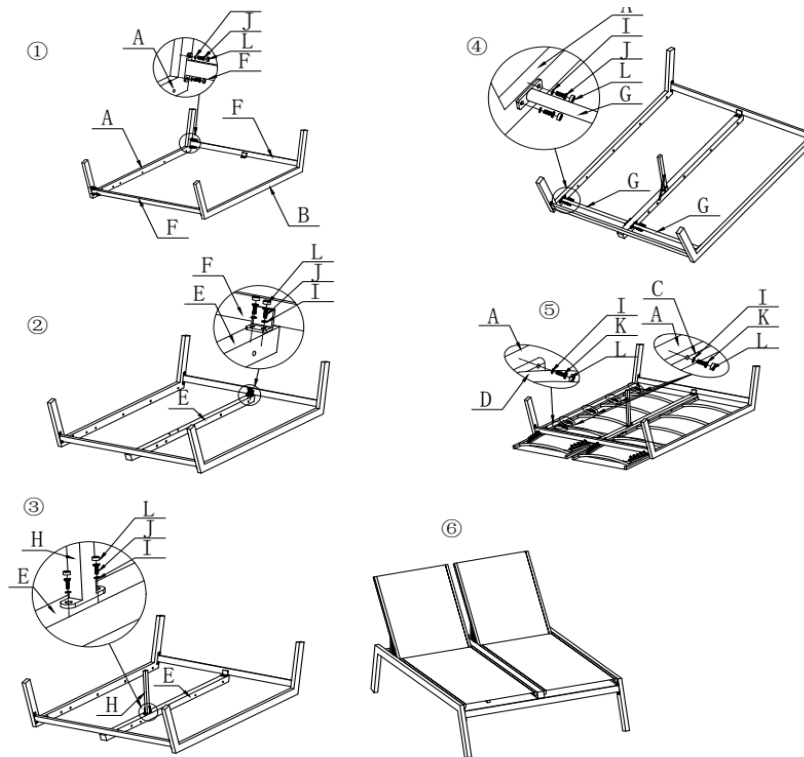


A		1
B		1
C		2
D		2
E		1
F		2
G		2
H		1
I		42
J	 M6*20	22
K	 M6*38	20
L		42
M		1



POSITION PART LIST				
PART	Deignation	MATERIAL	DIMENSION(MM)	Quantity
1	Leg	Alu	60x30x2405±5%	2
2	Cross	Alu	50X20X1220±5%	2
3	Frame	Alu+Textilene Textilene:70%PVC+30% polyester 620g/m2	570/585*117/700	1
4	Screw Set	Screw:Zincplated Ste Wrench:Zincplated Ste	M6*20 20pcs M6*35 20pcs	1 SET
5	Foot Cap	PE	60*30*20	4
6	Wheel	TPU	2 inch	2