


ISTRUZIONI DI MONTAGGIO



Ax1




Bx1



Cx1



Dx1



Ex1

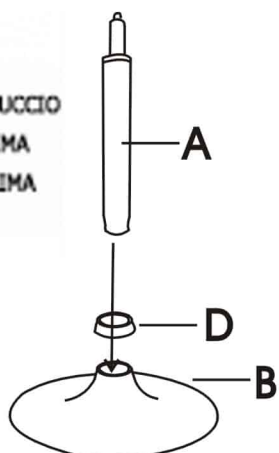


Fx4

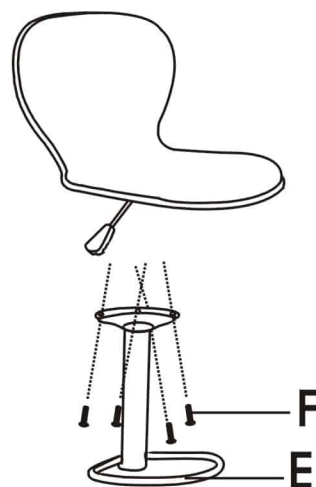
1



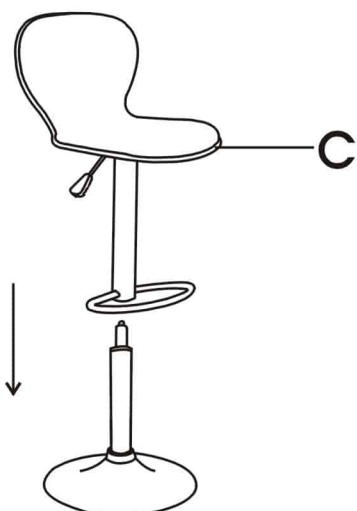
RIMUOVERE IL CAPPUCCIO
DI PLASTICA IN CIMA
ALLO STANTUFO PRIMA
DEL MONTAGGIO



2



3



4

