

PRODUCT FAMILY DATASHEET

Vintage 1906 LED DIM

LED lamps, dimmable vintage edition



Areas of application

- Perfect for decorative installations
- Domestic applications
- General illumination
- Outdoor use in outdoor luminaires only (minimum IP65)

Product benefits

- Very low energy consumption
- Instant 100 % light, no warm-up time
- Can be easily fitted instead of ordinary light bulbs
- Lamps with innovative LED "filament" technology

Product features

- LED lamps for line voltage
- Lamp made of glass
- Lifetime: up to 15,000 h
- Beam angle: up to 360°
- Dimmable
- Good quality of light; color rendering index $R_a: \geq 80$; constant chromaticity



TECHNICAL DATA

Electrical data

Product description	Nominal wattage	Construction wattage	Nominal voltage	Claimed equiv. conventional lamp power	Nominal current
VINTAGE 1906 CLASSIC P 25 3.4 W/2200 K E14	3.4 W	3.40 W	220...240 V	25 W	20 mA
VINTAGE 1906 CLASSIC B 25 3.4 W/2200 K E14	3.4 W	3.40 W	220...240 V	25 W	20 mA
VINTAGE 1906 BALLON BLUE DIM 10 4.5 W/1600 K E27	4.5 W	4.50 W	220...240 V	10 W	27 mA
VINTAGE 1906 NEST DIM 10 4.8 W/1800 K E27	4.8 W	4.80 W	220...240 V	10 W	26 mA
VINTAGE 1906 CLA 125 DIM 15 4 W/1800 K E27	4 W	4.00 W	220...240 V	15 W	25 mA
VINTAGE 1906 AW188 DIM 15 4 W/1800 K E27	4 W	4.00 W	220...240 V	15 W	25 mA
VINTAGE 1906 GLOBE 140 DIM 15 4.5 W/1600 K E27	4.5 W	4.50 W	220...240 V	15 W	27 mA
VINTAGE 1906 ET165 DIM 15 4.5 W/1700 K E27	4.5 W	4.50 W	220...240 V	15 W	27 mA
Vintage 1906 DIM BIG GRAPE 16 4 W/1800 K E27	4 W	4.00 W	220...240 V	16 W	32 mA
VINTAGE 1906 GLOBE200 DIM 16 4.8 W/1800 K E27	4.8 W	4.80 W	220...240 V	16 W	26 mA
Vintage 1906 DIM Big Globe 16 4 W/1800 K E27	4 W	4.00 W	220...240 V	16 W	32 mA
VINTAGE 1906 ET124 GREEN DIM 18 4.5 W/1600 K E27	4.5 W	4.50 W	220...240 V	18 W	27 mA
VINTAGE 1906 BALLON PINK DIM 15 4.5 W/1600 K E27	4.5 W	4.50 W	220...240 V	15 W	27 mA
Vintage 1906DIM Big Globe 28 4 W/2000 K E27	4 W	4.00 W	220...240 V	28 W	25 mA
Vintage 1906 DIM BIG GRAPE 28 4 W/2000 K E27	4 W	4.00 W	220...240 V	28 W	25 mA
Vintage 1906 DIM GLOBE 28 4 W/2000 K E27	4 W	4.00 W	220...240 V	28 W	25 mA
Vintage 1906 DIM EDISON 28 4 W/2000 K E27	4 W	4.00 W	220...240 V	28 W	25 mA
VINTAGE 1906 MINI EDISON ST45 DIM 33 4.8 W/2200 K E27	4.8 W	4.80 W	220...240 V	33 W	26 mA
VINTAGE 1906 NEST DIM 33 4.8 W/2200 K E27	4.8 W	4.80 W	220...240 V	33 W	26 mA

Product description	Nominal wattage	Construction wattage	Nominal voltage	Claimed equiv. conventional lamp power	Nominal current
VINTAGE 1906 GLOBE200 DIM 33 4.8 W/2200 K E27	4.8 W	4.80 W	220...240 V	33 W	26 mA
VINTAAE 1906 CLASSIC A DIM 35 4.8 W/2200 K E27	4.8 W	4.80 W	220...240 V	35 W	30 mA
1906 LED TUBE DIM 35 4.5 W/2400 K E27	4.5 W	4.50 W	220...240 V	35 W	22 mA
VINTAGE 1906 BALLON DIM 30 4.8 W/2700 K E27	4.8 W	4.80 W	220...240 V	30 W	30 mA
VINTAGE 1906 GLOBE 80 DIM 37 4.8 W/2200 K E27	4.8 W	4.80 W	220...240 V	37 W	30 mA
VINTAGE 1906 EDISON DIM 37 4.8 W/2200 K E27	4.8 W	4.80 W	220...240 V	37 W	30 mA
VINTAGE 1906 G95-SHAPE 95 DIM 37 4.8 W/2200 K E27	4.8 W	4.80 W	220...240 V	37 W	30 mA
VINTAGE 1906 GLOBE 125 DIM 37 4.8 W/2200 K E27	4.8 W	4.80 W	220...240 V	37 W	30 mA
VINTAGE 1906 TUBULAR DIM 40 4.8 W/2200 K E27	4.8 W	4.80 W	220...240 V	40 W	30 mA
1906 LED Big Globe DIM 5 W/1800 K E27	5 W	5.00 W	220...240 V	12 W	30 mA
1906 LED CLAS Big Grape DIM 5 W/1800 K E27	5 W	5.00 W	220...240 V	12 W	30 mA
1906 LED CLAS Big Grape DIM 5 W/2000 K E27	5 W	5.00 W	220...240 V	28 W	30 mA
VINTAGE 1906 GLOBE 80 DIM 40 5.8 W/2200 K E27	5.8 W	5.80 W	220...240 V	40 W	35 mA
VINTAGE 1906 GLOBE 125 DIM 40 5.8 W/2200 K E27	5.8 W	5.80 W	220...240 V	40 W	35 mA
VINTAGE 1906 EDISON DIM 40 5.8 W/2200 K E27	5.8 W	5.80 W	220...240 V	40 W	35 mA
VINTAGE 1906 GLOBE 95 DIM 40 5.8 W/2200 K E27	5.8 W	5.80 W	220...240 V	40 W	35 mA
1906 LED GLOBE DIM 51 6.5 W/2400 K E27	6.5 W	6.50 W	220...240 V	51 W	30 mA
1906 LED GLOBE DIM 51 6.5 W/2400 K E27	6.5 W	6.50 W	220...240 V	51 W	30 mA
Vintage 1906 DIM GLOBE 55 6.5 W/2400 K E27	6.5 W	6.50 W	220...240 V	55 W	42 mA
Vintage 1906 DIM EDISON 55 6.5 W/2400 K E27	6.5 W	6.50 W	220...240 V	55 W	42 mA
VINTAGE 1906 GLOBE 95 DIM 55 6.5 W/2400 K E27	6.5 W	6.50 W	220...240 V	55 W	42 mA

Product description	Nominal wattage	Construction wattage	Nominal voltage	Claimed equiv. conventional lamp power	Nominal current
VINTAGE 1906 GLOBE95 DIM 30 7.8 W/1800 K E27	7.8 W	7.80 W	220...240 V	30 W	48 mA
VINTAGE 1906 EDISON DIM 30 7.8 W/1800 K E27	7.8 W	7.80 W	220...240 V	30 W	48 mA
VINTAGE 1906 GLOBE80 DIM 30 7.8 W/1800 K E27	7.8 W	7.80 W	220...240 V	30 W	48 mA
VINTAGE 1906 GLOBE 125 DIM 30 7.8 W/1800 K E27	7.8 W	7.80 W	220...240 V	30 W	48 mA
VINTAGE 1906 GLOBE 125 DIM 48 7 W/2200 K E27	7 W	7.00 W	220...240 V	48 W	44 mA
VINTAGE 1906 GLOBE 80 DIM 48 7 W/2200 K E27	7 W	7.00 W	220...240 V	48 W	44 mA
VINTAGE 1906 EDISON DIM 48 7 W/2200 K E27	7 W	7.00 W	220...240 V	48 W	44 mA
VINTAGE 1906 GLOBE 95 DIM 48 7 W/2200 K E27	7 W	7.00 W	220...240 V	48 W	44 mA
1906 LED GLOBE DIM 7 W/2500 K E27	7 W	7.00 W	220...240 V	55 W	44 mA
1906 LEDISON DIM 7 W/2500 K E27	7 W	7.00 W	220...240 V	55 W	44 mA

Product description	Type of current	Inrush current	Operating frequency	Mains frequency	Max. lamp no. on circuit break. 10 A (B)
VINTAGE 1906 CLASSIC P 25 3.4 W/2200 K E14	AC	0.025 A	50/60 Hz	50/60 Hz	363
VINTAGE 1906 CLASSIC B 25 3.4 W/2200 K E14	AC	0.025 A	50/60 Hz	50/60 Hz	363
VINTAGE 1906 BALLON BLUE DIM 10 4.5 W/1600 K E27	AC	0.21 A	50/60 Hz	50/60 Hz	296
VINTAGE 1906 NEST DIM 10 4.8 W/1800 K E27	AC	0.08 A	50/60 Hz	50/60 Hz	307
VINTAGE 1906 CLA 125 DIM 15 4 W/1800 K E27	AC	0.22 A	50/60 Hz	50/60 Hz	2045
VINTAGE 1906 AW188 DIM 15 4 W/1800 K E27	AC	0.22 A	50/60 Hz	50/60 Hz	2045
VINTAGE 1906 GLOBE 140 DIM 15 4.5 W/1600 K E27	AC	0.21 A	50/60 Hz	50/60 Hz	296
VINTAGE 1906 ET165 DIM 15 4.5 W/1700 K E27	AC	0.21 A	50/60 Hz	50/60 Hz	296
Vintage 1906 DIM BIG GRAPE 16 4 W/1800 K E27	AC	0.22 A	50...60 Hz	50...60 Hz	2045

Product description	Type of current	Inrush current	Operating frequency	Mains frequency	Max. lamp no. on circuit break. 10 A (B)
VINTAGE 1906 GLOBE200 DIM 16 4.8 W/1800 K E27	AC	0.08 A	50/60 Hz	50/60 Hz	307
Vintage 1906 DIM Big Globe 16 4 W/1800 K E27	AC	0.22 A	50...60 Hz	50...60 Hz	2045
VINTAGE 1906 ET124 GREEN DIM 18 4.5 W/1600 K E27	AC	0.21 A	50/60 Hz	50/60 Hz	296
VINTAGE 1906 BALLON PINK DIM 15 4.5 W/1600 K E27	AC	0.21 A	50/60 Hz	50/60 Hz	296
Vintage 1906DIM Big Globe 28 4 W/2000 K E27	AC	0.22 A	50...60 Hz	50...60 Hz	2045
Vintage 1906 DIM BIG GRAPE 28 4 W/2000 K E27	AC	0.22 A	50...60 Hz	50...60 Hz	2045
Vintage 1906 DIM GLOBE 28 4 W/2000 K E27	AC	0.22 A	50...60 Hz	50...60 Hz	2045
Vintage 1906 DIM EDISON 28 4 W/2000 K E27	AC	0.22 A	50...60 Hz	50...60 Hz	2045
VINTAGE 1906 MINI EDISON ST45 DIM 33 4.8 W/2200 K E27	AC	0.08 A	50/60 Hz	50/60 Hz	307
VINTAGE 1906 NEST DIM 33 4.8 W/2200 K E27	AC	0.08 A	50/60 Hz	50/60 Hz	307
VINTAGE 1906 GLOBE200 DIM 33 4.8 W/2200 K E27	AC	0.08 A	50/60 Hz	50/60 Hz	307
VINTAAE 1906 CLASSIC A DIM 35 4.8 W/2200 K E27	AC	0.08 A	50/60 Hz	50/60 Hz	266
1906 LED TUBE DIM 35 4.5 W/2400 K E27	AC	7 A	50...60 Hz	50...60 Hz	
VINTAGE 1906 BALLON DIM 30 4.8 W/2700 K E27	AC	0.08 A	50/60 Hz	50/60 Hz	266
VINTAGE 1906 GLOBE 80 DIM 37 4.8 W/2200 K E27	AC	0.08 A	50/60 Hz	50/60 Hz	266
VINTAGE 1906 EDISON DIM 37 4.8 W/2200 K E27	AC	0.08 A	50/60 Hz	50/60 Hz	266
VINTAGE 1906 G95-SHAPE 95 DIM 37 4.8 W/2200 K E27	AC	0.08 A	50/60 Hz	50/60 Hz	266
VINTAGE 1906 GLOBE 125 DIM 37 4.8 W/2200 K E27	AC	0.08 A	50/60 Hz	50/60 Hz	266
VINTAGE 1906 TUBULAR DIM 40 4.8 W/2200 K E27	AC	0.08 A	50/60 Hz	50/60 Hz	266
1906 LED Big Globe DIM 5 W/1800 K E27	AC	3.9 A	50...60 Hz	50...60 Hz	120
1906 LED CLAS Big Grape DIM 5 W/1800 K E27	AC	3.9 A	50...60 Hz	50...60 Hz	120

Product description	Type of current	Inrush current	Operating frequency	Mains frequency	Max. lamp no. on circuit break. 10 A (B)
1906 LED CLAS Big Grape DIM 5 W/2000 K E27	AC	3.9 A	50...60 Hz	50...60 Hz	120
VINTAGE 1906 GLOBE 80 DIM 40 5.8 W/2200 K E27	AC	0.08 A	50/60 Hz	50/60 Hz	228
VINTAGE 1906 GLOBE 125 DIM 40 5.8 W/2200 K E27	AC	0.08 A	50/60 Hz	50/60 Hz	228
VINTAGE 1906 EDISON DIM 40 5.8 W/2200 K E27	AC	0.08 A	50/60 Hz	50/60 Hz	228
VINTAGE 1906 GLOBE 95 DIM 40 5.8 W/2200 K E27	AC	0.08 A	50/60 Hz	50/60 Hz	228
1906 LED GLOBE DIM 51 6.5 W/2400 K E27	AC		50...60 Hz	50...60 Hz	
1906 LED GLOBE DIM 51 6.5 W/2400 K E27	AC		50...60 Hz	50...60 Hz	
Vintage 1906 DIM GLOBE 55 6.5 W/2400 K E27	AC	0.46 A	50...60 Hz	50...60 Hz	1210
Vintage 1906 DIM EDISON 55 6.5 W/2400 K E27	AC	0.46 A	50...60 Hz	50...60 Hz	1210
VINTAGE 1906 GLOBE 95 DIM 55 6.5 W/2400 K E27	AC	0.372 A	50/60 Hz	50/60 Hz	1209
VINTAGE 1906 GLOBE95 DIM 30 7.8 W/1800 K E27	AC	0.25 A	50/60 Hz	50/60 Hz	166
VINTAGE 1906 EDISON DIM 30 7.8 W/1800 K E27	AC	0.25 A	50/60 Hz	50/60 Hz	166
VINTAGE 1906 GLOBE80 DIM 30 7.8 W/1800 K E27	AC	0.25 A	50/60 Hz	50/60 Hz	166
VINTAGE 1906 GLOBE 125 DIM 30 7.8 W/1800 K E27	AC	0.25 A	50/60 Hz	50/60 Hz	166
VINTAGE 1906 GLOBE 125 DIM 48 7 W/2200 K E27	AC	0.25 A	50/60 Hz	50/60 Hz	181
VINTAGE 1906 GLOBE 80 DIM 48 7 W/2200 K E27	AC	0.25 A	50/60 Hz	50/60 Hz	181
VINTAGE 1906 EDISON DIM 48 7 W/2200 K E27	AC	0.25 A	50/60 Hz	50/60 Hz	181
VINTAGE 1906 GLOBE 95 DIM 48 7 W/2200 K E27	AC	0.25 A	50/60 Hz	50/60 Hz	181
1906 LED GLOBE DIM 7 W/2500 K E27	AC	4.5 A	50...60 Hz	50...60 Hz	306
1906 LEDISON DIM 7 W/2500 K E27	AC	4.5 A	50...60 Hz	50...60 Hz	306

Product description	Max. lamp no. on circuit break. 16 A (B)	Power factor λ
VINTAGE 1906 CLASSIC P 25 3.4 W/2200 K E14	581	> 0.50
VINTAGE 1906 CLASSIC B 25 3.4 W/2200 K E14	581	> 0.50
VINTAGE 1906 BALLON BLUE DIM 10 4.5 W/1600 K E27	474	> 0.40
VINTAGE 1906 NEST DIM 10 4.8 W/1800 K E27	492	> 0.50
VINTAGE 1906 CLA 125 DIM 15 4 W/1800 K E27	3272	> 0.70
VINTAGE 1906 AW188 DIM 15 4 W/1800 K E27	3272	> 0.70
VINTAGE 1906 GLOBE 140 DIM 15 4.5 W/1600 K E27	474	> 0.40
VINTAGE 1906 ET165 DIM 15 4.5 W/1700 K E27	474	> 0.40
Vintage 1906 DIM BIG GRAPE 16 4 W/1800 K E27	3273	> 0.70
VINTAGE 1906 GLOBE200 DIM 16 4.8 W/1800 K E27	492	> 0.50
Vintage 1906 DIM Big Globe 16 4 W/1800 K E27	3273	> 0.70
VINTAGE 1906 ET124 GREEN DIM 18 4.5 W/1600 K E27	474	> 0.40
VINTAGE 1906 BALLON PINK DIM 15 4.5 W/1600 K E27	474	> 0.40
Vintage 1906 DIM Big Globe 28 4 W/2000 K E27	3273	> 0.70
Vintage 1906 DIM BIG GRAPE 28 4 W/2000 K E27	3273	> 0.70
Vintage 1906 DIM GLOBE 28 4 W/2000 K E27	3273	> 0.70
Vintage 1906 DIM EDISON 28 4 W/2000 K E27	3273	> 0.70
VINTAGE 1906 MINI EDISON ST45 DIM 33 4.8 W/2200 K E27	492	> 0.50
VINTAGE 1906 NEST DIM 33 4.8 W/2200 K E27	492	> 0.50
VINTAGE 1906 GLOBE200 DIM 33 4.8 W/2200 K E27	492	> 0.50
VINTAAE 1906 CLASSIC A DIM 35 4.8 W/2200 K E27	426	> 0.50

Product description	Max. lamp no. on circuit break. 16 A (B)	Power factor λ
1906 LED TUBE DIM 35 4.5 W/2400 K E27		> 0.80
VINTAGE 1906 BALLON DIM 30 4.8 W/2700 K E27	426	> 0.50
VINTAGE 1906 GLOBE 80 DIM 37 4.8 W/2200 K E27	426	> 0.50
VINTAGE 1906 EDISON DIM 37 4.8 W/2200 K E27	426	> 0.50
VINTAGE 1906 G95-SHAPE 95 DIM 37 4.8 W/2200 K E27	426	> 0.50
VINTAGE 1906 GLOBE 125 DIM 37 4.8 W/2200 K E27	426	> 0.50
VINTAGE 1906 TUBULAR DIM 40 4.8 W/2200 K E27	426	> 0.50
1906 LED Big Globe DIM 5 W/1800 K E27	200	> 0.70
1906 LED CLAS Big Grape DIM 5 W/1800 K E27	200	> 0.70
1906 LED CLAS Big Grape DIM 5 W/2000 K E27	200	> 0.70
VINTAGE 1906 GLOBE 80 DIM 40 5.8 W/2200 K E27	365	> 0.50
VINTAGE 1906 GLOBE 125 DIM 40 5.8 W/2200 K E27	365	> 0.50
VINTAGE 1906 EDISON DIM 40 5.8 W/2200 K E27	365	> 0.50
VINTAGE 1906 GLOBE 95 DIM 40 5.8 W/2200 K E27	365	> 0.50
1906 LED GLOBE DIM 51 6.5 W/2400 K E27		> 0.90
1906 LED GLOBE DIM 51 6.5 W/2400 K E27		> 0.90
Vintage 1906 DIM GLOBE 55 6.5 W/2400 K E27	1935	> 0.50
Vintage 1906 DIM EDISON 55 6.5 W/2400 K E27	1935	> 0.50
VINTAGE 1906 GLOBE 95 DIM 55 6.5 W/2400 K E27	1935	> 0.70
VINTAGE 1906 GLOBE95 DIM 30 7.8 W/1800 K E27	266	> 0.50
VINTAGE 1906 EDISON DIM 30 7.8 W/1800 K E27	266	> 0.50

Product description	Max. lamp no. on circuit break. 16 A (B)	Power factor λ
VINTAGE 1906 GLOBE80 DIM 30 7.8 W/1800 K E27	266	> 0.50
VINTAGE 1906 GLOBE 125 DIM 30 7.8 W/1800 K E27	266	> 0.50
VINTAGE 1906 GLOBE 125 DIM 48 7 W/2200 K E27	290	> 0.50
VINTAGE 1906 GLOBE 80 DIM 48 7 W/2200 K E27	290	> 0.50
VINTAGE 1906 EDISON DIM 48 7 W/2200 K E27	290	> 0.50
VINTAGE 1906 GLOBE 95 DIM 48 7 W/2200 K E27	290	> 0.50
1906 LED GLOBE DIM 7 W/2500 K E27	490	> 0.50
1906 LEDISON DIM 7 W/2500 K E27	490	> 0.50

Photometrical data

Product description	Luminous flux	Nominal useful luminous flux 90°	Luminous efficacy	Lumen main.fact.at end of nom.life time	Light color (designation)
VINTAGE 1906 CLASSIC P 25 3.4 W/2200 K E14	250 lm	250 lm	73 lm/W	0.93	Comfort warm white
VINTAGE 1906 CLASSIC B 25 3.4 W/2200 K E14	250 lm	250 lm	73 lm/W	0.93	Comfort warm white
VINTAGE 1906 BALLON BLUE DIM 10 4.5 W/1600 K E27	100 lm	100 lm	22 lm/W	0.93	Comfort warm white
VINTAGE 1906 NEST DIM 10 4.8 W/1800 K E27	100 lm	100 lm	20 lm/W	0.93	Comfort warm white
VINTAGE 1906 CLA 125 DIM 15 4 W/1800 K E27	140 lm	140 lm	35 lm/W	0.93	Comfort warm white
VINTAGE 1906 AW188 DIM 15 4 W/1800 K E27	140 lm	140 lm	35 lm/W	0.93	Comfort warm white
VINTAGE 1906 GLOBE 140 DIM 15 4.5 W/1600 K E27	150 lm	150 lm	33 lm/W	0.93	Comfort warm white
VINTAGE 1906 ET165 DIM 15 4.5 W/1700 K E27	150 lm	150 lm	33 lm/W	0.93	Comfort warm white
Vintage 1906 DIM BIG GRAPE 16 4 W/1800 K E27	150 lm	150 lm	37 lm/W	0.70	Warm Comfort Light
VINTAGE 1906 GLOBE200 DIM 16 4.8 W/1800 K E27	150 lm	150 lm	31 lm/W	0.93	Comfort warm white
Vintage 1906 DIM Big Globe 16 4 W/1800 K E27	150 lm	150 lm	37 lm/W	0.70	Warm Comfort Light

Product description	Luminous flux	Nominal useful luminous flux 90°	Luminous efficacy	Lumen main.fact.at end of nom.life time	Light color (designation)
VINTAGE 1906 ET124 GREEN DIM 18 4.5 W/1600 K E27	180 lm	180 lm	40 lm/W	0.93	Comfort warm white
VINTAGE 1906 BALLON PINK DIM 15 4.5 W/1600 K E27	220 lm	220 lm	48 lm/W	0.93	Comfort warm white
Vintage 1906DIM Big Globe 28 4 W/2000 K E27	300 lm	300 lm	75 lm/W	0.70	Warm Comfort Light
Vintage 1906 DIM BIG GRAPE 28 4 W/2000 K E27	300 lm	300 lm	75 lm/W	0.70	Warm Comfort Light
Vintage 1906 DIM GLOBE 28 4 W/2000 K E27	300 lm	300 lm	75 lm/W	0.70	Warm Comfort Light
Vintage 1906 DIM EDISON 28 4 W/2000 K E27	300 lm	300 lm	75 lm/W	0.70	Warm Comfort Light
VINTAGE 1906 MINI EDISON ST45 DIM 33 4.8 W/2200 K E27	360 lm	360 lm	75 lm/W	0.93	Comfort warm white
VINTAGE 1906 NEST DIM 33 4.8 W/2200 K E27	360 lm	360 lm	75 lm/W	0.93	Comfort warm white
VINTAGE 1906 GLOBE200 DIM 33 4.8 W/2200 K E27	400 lm	400 lm	83 lm/W	0.93	Comfort warm white
VINTAAE 1906 CLASSIC A DIM 35 4.8 W/2200 K E27	400 lm	400 lm	83 lm/W	0.93	Comfort warm white
1906 LED TUBE DIM 35 4.5 W/2400 K E27	400 lm	400 lm	88 lm/W	0.70	Warm White
VINTAGE 1906 BALLON DIM 30 4.8 W/2700 K E27	400 lm	400 lm	83 lm/W	0.93	Warm White
VINTAGE 1906 GLOBE 80 DIM 37 4.8 W/2200 K E27	420 lm	420 lm	87 lm/W	0.93	Comfort warm white
VINTAGE 1906 EDISON DIM 37 4.8 W/2200 K E27	420 lm	420 lm	87 lm/W	0.93	Comfort warm white
VINTAGE 1906 G95-SHAPE 95 DIM 37 4.8 W/2200 K E27	420 lm	420 lm	87 lm/W	0.93	Comfort warm white
VINTAGE 1906 GLOBE 125 DIM 37 4.8 W/2200 K E27	420 lm	420 lm	87 lm/W	0.93	Comfort warm white
VINTAGE 1906 TUBULAR DIM 40 4.8 W/2200 K E27	470 lm	470 lm	97 lm/W	0.93	Comfort warm white
1906 LED Big Globe DIM 5 W/1800 K E27	110 lm	110 lm	22 lm/W	0.70	Warm Comfort Light
1906 LED CLAS Big Grape DIM 5 W/1800 K E27	110 lm	110 lm	22 lm/W	0.70	Warm Comfort Light
1906 LED CLAS Big Grape DIM 5 W/2000 K E27	300 lm	300 lm	60 lm/W	0.70	Warm Comfort Light
VINTAGE 1906 GLOBE 80 DIM 40 5.8 W/2200 K E27	470 lm	470 lm	81 lm/W	0.93	Comfort warm white

Product description	Luminous flux	Nominal useful luminous flux 90°	Luminous efficacy	Lumen main.fact.at end of nom.life time	Light color (designation)
VINTAGE 1906 GLOBE 125 DIM 40 5.8 W/2200 K E27	470 lm	470 lm	81 lm/W	0.93	Comfort warm white
VINTAGE 1906 EDISON DIM 40 5.8 W/2200 K E27	470 lm	470 lm	81 lm/W	0.93	Comfort warm white
VINTAGE 1906 GLOBE 95 DIM 40 5.8 W/2200 K E27	470 lm	470 lm	81 lm/W	0.93	Comfort warm white
1906 LED GLOBE DIM 51 6.5 W/2400 K E27	650 lm		100 lm/W	0.70	Warm White
1906 LED GLOBE DIM 51 6.5 W/2400 K E27	650 lm		100 lm/W	0.70	Warm White
Vintage 1906 DIM GLOBE 55 6.5 W/2400 K E27	725 lm	725 lm	111 lm/W	0.70	Warm Comfort Light
Vintage 1906 DIM EDISON 55 6.5 W/2400 K E27	725 lm	725 lm	111 lm/W	0.93	Warm Comfort Light
VINTAGE 1906 GLOBE 95 DIM 55 6.5 W/2400 K E27	725 lm	725 lm	111 lm/W	0.93	Comfort warm white
VINTAGE 1906 GLOBE95 DIM 30 7.8 W/1800 K E27	360 lm	360 lm	46 lm/W	0.93	Comfort warm white
VINTAGE 1906 EDISON DIM 30 7.8 W/1800 K E27	360 lm	360 lm	46 lm/W	0.93	Comfort warm white
VINTAGE 1906 GLOBE80 DIM 30 7.8 W/1800 K E27	360 lm	360 lm	46 lm/W	0.93	Comfort warm white
VINTAGE 1906 GLOBE 125 DIM 30 7.8 W/1800 K E27	360 lm	360 lm	46 lm/W	0.93	Comfort warm white
VINTAGE 1906 GLOBE 125 DIM 48 7 W/2200 K E27	600 lm	600 lm	85 lm/W	0.93	Comfort warm white
VINTAGE 1906 GLOBE 80 DIM 48 7 W/2200 K E27	600 lm	600 lm	85 lm/W	0.93	Comfort warm white
VINTAGE 1906 EDISON DIM 48 7 W/2200 K E27	600 lm	600 lm	85 lm/W	0.93	Comfort warm white
VINTAGE 1906 GLOBE 95 DIM 48 7 W/2200 K E27	600 lm	600 lm	85 lm/W	0.93	Comfort warm white
1906 LED GLOBE DIM 7 W/2500 K E27	725 lm	725 lm	103 lm/W	0.70	Warm White
1906 LEDISON DIM 7 W/2500 K E27	725 lm	725 lm	103 lm/W	0.70	Warm White
Product description	Color temperature	Color rendering index Ra	Light color	Standard deviation of color matching	Rated LLMF at 6,000 h
VINTAGE 1906 CLASSIC P 25 3.4 W/2200 K E14	2200 K	80	822	≤6 sdc _m	0.80

Product description	Color temperature	Color rendering index Ra	Light color	Standard deviation of color matching	Rated LLMF at 6,000 h
VINTAGE 1906 CLASSIC B 25 3.4 W/2200 K E14	2200 K	80	822	≤6 sdc	0.80
VINTAGE 1906 BALLON BLUE DIM 10 4.5 W/1600 K E27	1600 K	80	816		
VINTAGE 1906 NEST DIM 10 4.8 W/1800 K E27	1800 K	80	818	≤6 sdc	0.80
VINTAGE 1906 CLA 125 DIM 15 4 W/1800 K E27	1800 K	80	818	≤6 sdc	
VINTAGE 1906 AW188 DIM 15 4 W/1800 K E27	1800 K	80	818	≤6 sdc	
VINTAGE 1906 GLOBE 140 DIM 15 4.5 W/1600 K E27	1600 K	80	816		
VINTAGE 1906 ET165 DIM 15 4.5 W/1700 K E27	1700 K	80	817		
Vintage 1906 DIM BIG GRAPE 16 4 W/1800 K E27	1800 K	≥80	818	≤6 sdc	0.80
VINTAGE 1906 GLOBE200 DIM 16 4.8 W/1800 K E27	1800 K	80	818	≤6 sdc	0.80
Vintage 1906 DIM Big Globe 16 4 W/1800 K E27	1800 K	≥80	818	≤6 sdc	
VINTAGE 1906 ET124 GREEN DIM 18 4.5 W/1600 K E27	1600 K	80	816		
VINTAGE 1906 BALLON PINK DIM 15 4.5 W/1600 K E27	1600 K	80	816		
Vintage 1906 DIM Big Globe 28 4 W/2000 K E27	2000 K	≥80	820	≤6 sdc	0.80
Vintage 1906 DIM BIG GRAPE 28 4 W/2000 K E27	2000 K	≥80	820	≤6 sdc	0.80
Vintage 1906 DIM GLOBE 28 4 W/2000 K E27	2000 K	≥80	820	≤6 sdc	
Vintage 1906 DIM EDISON 28 4 W/2000 K E27	2000 K	≥80	820	≤6 sdc	0.80
VINTAGE 1906 MINI EDISON ST45 DIM 33 4.8 W/2200 K E27	2200 K	80	822	≤6 sdc	0.80
VINTAGE 1906 NEST DIM 33 4.8 W/2200 K E27	2200 K	80	822	≤6 sdc	0.80
VINTAGE 1906 GLOBE200 DIM 33 4.8 W/2200 K E27	2200 K	80	822	≤6 sdc	0.80
VINTAAE 1906 CLASSIC A DIM 35 4.8 W/2200 K E27	2200 K	80	822	≤6 sdc	0.80
1906 LED TUBE DIM 35 4.5 W/2400 K E27	2400 K	≥80	824	≤6 sdc	

Product description	Color temperature	Color rendering index Ra	Light color	Standard deviation of color matching	Rated LLMF at 6,000 h
VINTAGE 1906 BALLON DIM 30 4.8 W/2700 K E27	2700 K	80	827	≤6 sdc	0.80
VINTAGE 1906 GLOBE 80 DIM 37 4.8 W/2200 K E27	2200 K	80	822	≤6 sdc	0.80
VINTAGE 1906 EDISON DIM 37 4.8 W/2200 K E27	2200 K	80	822	≤6 sdc	0.80
VINTAGE 1906 G95-SHAPE 95 DIM 37 4.8 W/2200 K E27	2200 K	80	822	≤6 sdc	0.80
VINTAGE 1906 GLOBE 125 DIM 37 4.8 W/2200 K E27	2200 K	80	822	≤6 sdc	0.80
VINTAGE 1906 TUBULAR DIM 40 4.8 W/2200 K E27	2200 K	80	822	≤6 sdc	0.80
1906 LED Big Globe DIM 5 W/1800 K E27	1800 K	≥80	818	≤6 sdc	0.80
1906 LED CLAS Big Grape DIM 5 W/1800 K E27	1800 K	≥80	818	≤6 sdc	0.80
1906 LED CLAS Big Grape DIM 5 W/2000 K E27	2000 K	≥80	820	≤6 sdc	0.80
VINTAGE 1906 GLOBE 80 DIM 40 5.8 W/2200 K E27	2200 K	80	822	≤6 sdc	0.80
VINTAGE 1906 GLOBE 125 DIM 40 5.8 W/2200 K E27	2200 K	80	822	≤6 sdc	0.80
VINTAGE 1906 EDISON DIM 40 5.8 W/2200 K E27	2200 K	80	822	≤6 sdc	0.80
VINTAGE 1906 GLOBE 95 DIM 40 5.8 W/2200 K E27	2200 K	80	822	≤6 sdc	0.80
1906 LED GLOBE DIM 51 6.5 W/2400 K E27	2400 K	≥80	824	≤6 sdc	
1906 LED GLOBE DIM 51 6.5 W/2400 K E27	2400 K	≥80	824	≤6 sdc	
Vintage 1906 DIM GLOBE 55 6.5 W/2400 K E27	2400 K	≥80	824	≤6 sdc	0.80
Vintage 1906 DIM EDISON 55 6.5 W/2400 K E27	2400 K	80	824	≤6 sdc	0.80
VINTAGE 1906 GLOBE 95 DIM 55 6.5 W/2400 K E27	2400 K	80	824	≤6 sdc	0.80
VINTAGE 1906 GLOBE95 DIM 30 7.8 W/1800 K E27	1800 K	80	818	≤6 sdc	0.80
VINTAGE 1906 EDISON DIM 30 7.8 W/1800 K E27	1800 K	80	818	≤6 sdc	0.80
VINTAGE 1906 GLOBE80 DIM 30 7.8 W/1800 K E27	1800 K	80	818	≤6 sdc	0.80

Product description	Color temperature	Color rendering index Ra	Light color	Standard deviation of color matching	Rated LLMF at 6,000 h
VINTAGE 1906 GLOBE 125 DIM 30 7.8 W/1800 K E27	1800 K	80	818	≤6 sdc _m	0.80
VINTAGE 1906 GLOBE 125 DIM 48 7 W/2200 K E27	2200 K	80	822	≤6 sdc _m	0.80
VINTAGE 1906 GLOBE 80 DIM 48 7 W/2200 K E27	2200 K	80	822	≤6 sdc _m	0.80
VINTAGE 1906 EDISON DIM 48 7 W/2200 K E27	2200 K	80	822	≤6 sdc _m	0.80
VINTAGE 1906 GLOBE 95 DIM 48 7 W/2200 K E27	2200 K	80	822	≤6 sdc _m	0.80
1906 LED GLOBE DIM 7 W/2500 K E27	2500 K	≥80	825	≤6 sdc _m	0.80
1906 LEDISON DIM 7 W/2500 K E27	2500 K	≥80	825	≤6 sdc _m	0.80

Product description	Flickering metric (Pst LM)	Stroboscope effect metric (SVM)
VINTAGE 1906 CLASSIC P 25 3.4 W/2200 K E14	1	≤0,4
VINTAGE 1906 CLASSIC B 25 3.4 W/2200 K E14	1	≤0,4
VINTAGE 1906 BALLON BLUE DIM 10 4.5 W/1600 K E27	1	≤0,4
VINTAGE 1906 NEST DIM 10 4.8 W/1800 K E27	1	≤0,4
VINTAGE 1906 CLA 125 DIM 15 4 W/1800 K E27	1	≤0,9
VINTAGE 1906 AW188 DIM 15 4 W/1800 K E27	1	≤0,9
VINTAGE 1906 GLOBE 140 DIM 15 4.5 W/1600 K E27	1	≤0,4
VINTAGE 1906 ET165 DIM 15 4.5 W/1700 K E27	1	≤0,4
Vintage 1906 DIM BIG GRAPE 16 4 W/1800 K E27	1.0	0.9
VINTAGE 1906 GLOBE200 DIM 16 4.8 W/1800 K E27	1	≤0,4
Vintage 1906 DIM Big Globe 16 4 W/1800 K E27	1.0	0.9
VINTAGE 1906 ET124 GREEN DIM 18 4.5 W/1600 K E27	1	≤0,4
VINTAGE 1906 BALLON PINK DIM 15 4.5 W/1600 K E27	1	≤0,4

Product description	Flickering metric (Pst LM)	Stroboscope effect metric (SVM)
Vintage 1906DIM Big Globe 28 4 W/2000 K E27	1.0	0.9
Vintage 1906 DIM BIG GRAPE 28 4 W/2000 K E27	1.0	0.9
Vintage 1906 DIM GLOBE 28 4 W/2000 K E27	1.0	0.9
Vintage 1906 DIM EDISON 28 4 W/2000 K E27	1.0	0.9
VINTAGE 1906 MINI EDISON ST45 DIM 33 4.8 W/2200 K E27	1	≤0,4
VINTAGE 1906 NEST DIM 33 4.8 W/2200 K E27	1	≤0,4
VINTAGE 1906 GLOBE200 DIM 33 4.8 W/2200 K E27	1	≤0,4
VINTAAE 1906 CLASSIC A DIM 35 4.8 W/2200 K E27	1	≤0,4
1906 LED TUBE DIM 35 4.5 W/2400 K E27		
VINTAGE 1906 BALLON DIM 30 4.8 W/2700 K E27	1	≤0,4
VINTAGE 1906 GLOBE 80 DIM 37 4.8 W/2200 K E27	1	≤0,4
VINTAGE 1906 EDISON DIM 37 4.8 W/2200 K E27	1	≤0,4
VINTAGE 1906 G95-SHAPE 95 DIM 37 4.8 W/2200 K E27	1	≤0,4
VINTAGE 1906 GLOBE 125 DIM 37 4.8 W/2200 K E27	1	≤0,4
VINTAGE 1906 TUBULAR DIM 40 4.8 W/2200 K E27	1	≤0,4
1906 LED Big Globe DIM 5 W/1800 K E27		
1906 LED CLAS Big Grape DIM 5 W/1800 K E27		
1906 LED CLAS Big Grape DIM 5 W/2000 K E27		
VINTAGE 1906 GLOBE 80 DIM 40 5.8 W/2200 K E27	1	≤0,4
VINTAGE 1906 GLOBE 125 DIM 40 5.8 W/2200 K E27	1	≤0,4
VINTAGE 1906 EDISON DIM 40 5.8 W/2200 K E27	1	≤0,4

Product description	Flickering metric (Pst LM)	Stroboscope effect metric (SVM)
VINTAGE 1906 GLOBE 95 DIM 40 5.8 W/2200 K E27	1	≤0,4
1906 LED GLOBE DIM 51 6.5 W/2400 K E27		
1906 LED GLOBE DIM 51 6.5 W/2400 K E27		
Vintage 1906 DIM GLOBE 55 6.5 W/2400 K E27	1.0	0.9
Vintage 1906 DIM EDISON 55 6.5 W/2400 K E27	1.0	0.9
VINTAGE 1906 GLOBE 95 DIM 55 6.5 W/2400 K E27	1	≤0,9
VINTAGE 1906 GLOBE95 DIM 30 7.8 W/1800 K E27	1	≤0,4
VINTAGE 1906 EDISON DIM 30 7.8 W/1800 K E27	1	≤0,4
VINTAGE 1906 GLOBE80 DIM 30 7.8 W/1800 K E27	1	≤0,4
VINTAGE 1906 GLOBE 125 DIM 30 7.8 W/1800 K E27	1	≤0,4
VINTAGE 1906 GLOBE 125 DIM 48 7 W/2200 K E27	1	≤0,4
VINTAGE 1906 GLOBE 80 DIM 48 7 W/2200 K E27	1	≤0,4
VINTAGE 1906 EDISON DIM 48 7 W/2200 K E27	1	≤0,4
VINTAGE 1906 GLOBE 95 DIM 48 7 W/2200 K E27	1	≤0,4
1906 LED GLOBE DIM 7 W/2500 K E27		
1906 LEDISON DIM 7 W/2500 K E27		

Light technical data

Product description	Beam angle	Warm-up time (60 %)	Starting time	Rated beam angle (half peak value)
VINTAGE 1906 CLASSIC P 25 3.4 W/2200 K E14	SPHERE_360	< 0.50 s	< 0.5 s	320.00 °
VINTAGE 1906 CLASSIC B 25 3.4 W/2200 K E14	320 °	< 0.50 s	< 0.5 s	320.00 °
VINTAGE 1906 BALLON BLUE DIM 10 4.5 W/1600 K E27	320 °	< 0.50 s	< 0.5 s	320.00 °

Product description	Beam angle	Warm-up time (60 %)	Starting time	Rated beam angle (half peak value)
VINTAGE 1906 NEST DIM 10 4.8 W/1800 K E27	320 °	< 0.50 s	< 0.5 s	320.00 °
VINTAGE 1906 CLA 125 DIM 15 4 W/1800 K E27	300 °	< 0.50 s	< 0.5 s	300.00 °
VINTAGE 1906 AW188 DIM 15 4 W/1800 K E27	300 °	< 0.50 s	< 0.5 s	300.00 °
VINTAGE 1906 GLOBE 140 DIM 15 4.5 W/1600 K E27	220 °	< 0.50 s	< 0.5 s	220.00 °
VINTAGE 1906 ET165 DIM 15 4.5 W/1700 K E27	320 °	< 0.50 s	< 0.5 s	320.00 °
Vintage 1906 DIM BIG GRAPE 16 4 W/1800 K E27	340 °	< 0.50 s	< 0.5 s	340.00 °
VINTAGE 1906 GLOBE200 DIM 16 4.8 W/1800 K E27	320 °	< 0.50 s	< 0.5 s	320.00 °
Vintage 1906 DIM Big Globe 16 4 W/1800 K E27	340 °	< 0.50 s	< 0.5 s	340.00 °
VINTAGE 1906 ET124 GREEN DIM 18 4.5 W/1600 K E27	360 °	< 0.50 s	< 0.5 s	360.00 °
VINTAGE 1906 BALLON PINK DIM 15 4.5 W/1600 K E27	320 °	< 0.50 s	< 0.5 s	320.00 °
Vintage 1906DIM Big Globe 28 4 W/2000 K E27	300 °	< 0.50 s	< 0.5 s	300.00 °
Vintage 1906 DIM BIG GRAPE 28 4 W/2000 K E27	300 °	< 0.50 s	< 0.5 s	300.00 °
Vintage 1906 DIM GLOBE 28 4 W/2000 K E27	300 °	< 0.50 s	< 0.5 s	300.00 °
Vintage 1906 DIM EDISON 28 4 W/2000 K E27	300 °	< 0.50 s	< 0.5 s	300.00 °
VINTAGE 1906 MINI EDISON ST45 DIM 33 4.8 W/2200 K E27	320 °	< 0.50 s	< 0.5 s	320.00 °
VINTAGE 1906 NEST DIM 33 4.8 W/2200 K E27	320 °	< 0.50 s	< 0.5 s	320.00 °
VINTAGE 1906 GLOBE200 DIM 33 4.8 W/2200 K E27	320 °	< 0.50 s	< 0.5 s	320.00 °
VINTAAE 1906 CLASSIC A DIM 35 4.8 W/2200 K E27	320 °	< 0.50 s	< 0.5 s	320.00 °
1906 LED TUBE DIM 35 4.5 W/2400 K E27	300 °	< 0.50 s	< 0.5 s	300.00 °
VINTAGE 1906 BALLON DIM 30 4.8 W/2700 K E27	320 °	< 0.50 s	< 0.5 s	320.00 °
VINTAGE 1906 GLOBE 80 DIM 37 4.8 W/2200 K E27	320 °	< 0.50 s	< 0.5 s	320.00 °

Product description	Beam angle	Warm-up time (60 %)	Starting time	Rated beam angle (half peak value)
VINTAGE 1906 EDISON DIM 37 4.8 W/2200 K E27	320 °	< 0.50 s	< 0.5 s	320.00 °
VINTAGE 1906 G95-SHAPE 95 DIM 37 4.8 W/2200 K E27	320 °	< 0.50 s	< 0.5 s	320.00 °
VINTAGE 1906 GLOBE 125 DIM 37 4.8 W/2200 K E27	320 °	< 0.50 s	< 0.5 s	320.00 °
VINTAGE 1906 TUBULAR DIM 40 4.8 W/2200 K E27	320 °	< 0.50 s	< 0.5 s	320.00 °
1906 LED Big Globe DIM 5 W/1800 K E27	340 °	< 0.50 s	< 0.5 s	340.00 °
1906 LED CLAS Big Grape DIM 5 W/1800 K E27	340 °	< 0.50 s	< 0.5 s	340.00 °
1906 LED CLAS Big Grape DIM 5 W/2000 K E27	340 °	< 0.50 s	< 0.5 s	340.00 °
VINTAGE 1906 GLOBE 80 DIM 40 5.8 W/2200 K E27	320 °	< 0.50 s	< 0.5 s	320.00 °
VINTAGE 1906 GLOBE 125 DIM 40 5.8 W/2200 K E27	320 °	< 0.50 s	< 0.5 s	320.00 °
VINTAGE 1906 EDISON DIM 40 5.8 W/2200 K E27	320 °	< 0.50 s	< 0.5 s	320.00 °
VINTAGE 1906 GLOBE 95 DIM 40 5.8 W/2200 K E27	320 °	< 0.50 s	< 0.5 s	320.00 °
1906 LED GLOBE DIM 51 6.5 W/2400 K E27	320 °	< 0.50 s	< 0.5 s	320.00 °
1906 LED GLOBE DIM 51 6.5 W/2400 K E27	320 °	< 0.50 s	< 0.5 s	320.00 °
Vintage 1906 DIM GLOBE 55 6.5 W/2400 K E27	300 °	< 0.50 s	< 0.5 s	300.00 °
Vintage 1906 DIM EDISON 55 6.5 W/2400 K E27	300 °	< 0.50 s	< 0.5 s	300.00 °
VINTAGE 1906 GLOBE 95 DIM 55 6.5 W/2400 K E27	300 °	< 0.50 s	< 0.5 s	300.00 °
VINTAGE 1906 GLOBE95 DIM 30 7.8 W/1800 K E27	320 °	< 0.50 s	< 0.5 s	320.00 °
VINTAGE 1906 EDISON DIM 30 7.8 W/1800 K E27	320 °	< 0.50 s	< 0.5 s	320.00 °
VINTAGE 1906 GLOBE80 DIM 30 7.8 W/1800 K E27	320 °	< 0.50 s	< 0.5 s	320.00 °
VINTAGE 1906 GLOBE 125 DIM 30 7.8 W/1800 K E27	320 °	< 0.50 s	< 0.5 s	320.00 °
VINTAGE 1906 GLOBE 125 DIM 48 7 W/2200 K E27	320 °	< 0.50 s	< 0.5 s	320.00 °

Product description	Beam angle	Warm-up time (60 %)	Starting time	Rated beam angle (half peak value)
VINTAGE 1906 GLOBE 80 DIM 48 7 W/2200 K E27	320 °	< 0.50 s	< 0.5 s	320.00 °
VINTAGE 1906 EDISON DIM 48 7 W/2200 K E27	320 °	< 0.50 s	< 0.5 s	320.00 °
VINTAGE 1906 GLOBE 95 DIM 48 7 W/2200 K E27	320 °	< 0.50 s	< 0.5 s	320.00 °
1906 LED GLOBE DIM 7 W/2500 K E27	320 °	< 0.50 s	< 0.5 s	320.00 °
1906 LEDISON DIM 7 W/2500 K E27	320 °	< 0.50 s	< 0.5 s	320.00 °

Dimensions & Weight

Product description	Overall length	Diameter	Maximum diameter	Product weight
VINTAGE 1906 CLASSIC P 25 3.4 W/2200 K E14	78.00 mm	45.00 mm	45 mm	13.00 g
VINTAGE 1906 CLASSIC B 25 3.4 W/2200 K E14	97.00 mm	35.00 mm	35 mm	13.00 g
VINTAGE 1906 BALLON BLUE DIM 10 4.5 W/1600 K E27	270.00 mm	170.00 mm	170 mm	255.00 g
VINTAGE 1906 NEST DIM 10 4.8 W/1800 K E27	405.00 mm	200.00 mm	200 mm	430.00 g
VINTAGE 1906 CLA 125 DIM 15 4 W/1800 K E27	283.00 mm	125.00 mm	125 mm	375.00 g
VINTAGE 1906 AW188 DIM 15 4 W/1800 K E27	400.00 mm	193.00 mm	193 mm	187.00 g
VINTAGE 1906 GLOBE 140 DIM 15 4.5 W/1600 K E27	200.00 mm	140.00 mm	200 mm	180.00 g
VINTAGE 1906 ET165 DIM 15 4.5 W/1700 K E27	270.00 mm	165.00 mm	165 mm	220.00 g
Vintage 1906 DIM BIG GRAPE 16 4 W/1800 K E27	287.00 mm	160.00 mm	160 mm	255.00 g
VINTAGE 1906 GLOBE200 DIM 16 4.8 W/1800 K E27	295.00 mm	200.00 mm	200 mm	300.00 g
Vintage 1906 DIM Big Globe 16 4 W/1800 K E27	287.00 mm	200.00 mm	200 mm	275.00 g
VINTAGE 1906 ET124 GREEN DIM 18 4.5 W/1600 K E27	176.00 mm	125.00 mm	125 mm	112.00 g
VINTAGE 1906 BALLON PINK DIM 15 4.5 W/1600 K E27	270.00 mm	170.00 mm	170 mm	255.00 g
Vintage 1906DIM Big Globe 28 4 W/2000 K E27	287.00 mm	200.00 mm	200 mm	275.00 g

Product description	Overall length	Diameter	Maximum diameter	Product weight
Vintage 1906 DIM BIG GRAPE 28 4 W/2000 K E27	287.00 mm	160.00 mm	160 mm	255.00 g
Vintage 1906 DIM GLOBE 28 4 W/2000 K E27	168.00 mm	124.00 mm	124 mm	95.00 g
Vintage 1906 DIM EDISON 28 4 W/2000 K E27	143.00 mm	64.00 mm	64 mm	46.00 g
VINTAGE 1906 MINI EDISON ST45 DIM 33 4.8 W/2200 K E27	88.00 mm	45.00 mm	45 mm	20.00 g
VINTAGE 1906 NEST DIM 33 4.8 W/2200 K E27	405.00 mm	200.00 mm	200 mm	430.00 g
VINTAGE 1906 GLOBE200 DIM 33 4.8 W/2200 K E27	295.00 mm	200.00 mm	200 mm	300.00 g
VINTAAE 1906 CLASSIC A DIM 35 4.8 W/2200 K E27	105.00 mm	60.00 mm	60 mm	30.00 g
1906 LED TUBE DIM 35 4.5 W/2400 K E27	204.00 mm	29.00 mm	29 mm	43.00 g
VINTAGE 1906 BALLON DIM 30 4.8 W/2700 K E27	270.00 mm	170.00 mm	170 mm	220.00 g
VINTAGE 1906 GLOBE 80 DIM 37 4.8 W/2200 K E27	120.00 mm	80.00 mm	80 mm	42.00 g
VINTAGE 1906 EDISON DIM 37 4.8 W/2200 K E27	140.00 mm	64.00 mm	64 mm	45.00 g
VINTAGE 1906 G95-SHAPE 95 DIM 37 4.8 W/2200 K E27	138.00 mm	95.00 mm	95 mm	63.00 g
VINTAGE 1906 GLOBE 125 DIM 37 4.8 W/2200 K E27	173.00 mm	124.00 mm	124 mm	100.00 g
VINTAGE 1906 TUBULAR DIM 40 4.8 W/2200 K E27	165.00 mm	32.00 mm	32 mm	40.00 g
1906 LED Big Globe DIM 5 W/1800 K E27	283.00 mm	200.00 mm	200 mm	280.00 g
1906 LED CLAS Big Grape DIM 5 W/1800 K E27	290.00 mm	160.00 mm	160 mm	250.00 g
1906 LED CLAS Big Grape DIM 5 W/2000 K E27	290.00 mm	160.00 mm	160 mm	250.00 g
VINTAGE 1906 GLOBE 80 DIM 40 5.8 W/2200 K E27	120.00 mm	80.00 mm	80 mm	42.00 g
VINTAGE 1906 GLOBE 125 DIM 40 5.8 W/2200 K E27	173.00 mm	124.00 mm	124 mm	100.00 g
VINTAGE 1906 EDISON DIM 40 5.8 W/2200 K E27	140.00 mm	64.00 mm	64 mm	45.00 g
VINTAGE 1906 GLOBE 95 DIM 40 5.8 W/2200 K E27	138.00 mm	95.00 mm	95 mm	63.00 g

Product description	Overall length	Diameter	Maximum diameter	Product weight
1906 LED GLOBE DIM 51 6.5 W/2400 K E27	173.00 mm	125.00 mm	125 mm	95.00 g
1906 LED GLOBE DIM 51 6.5 W/2400 K E27	173.00 mm	125.00 mm	125 mm	95.00 g
Vintage 1906 DIM GLOBE 55 6.5 W/2400 K E27	168.00 mm	124.00 mm	124 mm	100.00 g
Vintage 1906 DIM EDISON 55 6.5 W/2400 K E27	143.00 mm	64.00 mm	64 mm	46.00 g
VINTAGE 1906 GLOBE 95 DIM 55 6.5 W/2400 K E27	135.00 mm	95.00 mm	95 mm	54.00 g
VINTAGE 1906 GLOBE95 DIM 30 7.8 W/1800 K E27	138.00 mm	95.00 mm	95 mm	63.00 g
VINTAGE 1906 EDISON DIM 30 7.8 W/1800 K E27	140.00 mm	64.00 mm	64 mm	45.00 g
VINTAGE 1906 GLOBE80 DIM 30 7.8 W/1800 K E27	120.00 mm	80.00 mm	80 mm	42.00 g
VINTAGE 1906 GLOBE 125 DIM 30 7.8 W/1800 K E27	173.00 mm	124.00 mm	124 mm	100.00 g
VINTAGE 1906 GLOBE 125 DIM 48 7 W/2200 K E27	173.00 mm	124.00 mm	124 mm	100.00 g
VINTAGE 1906 GLOBE 80 DIM 48 7 W/2200 K E27	120.00 mm	80.00 mm	80 mm	42.00 g
VINTAGE 1906 EDISON DIM 48 7 W/2200 K E27	140.00 mm	64.00 mm	64 mm	45.00 g
VINTAGE 1906 GLOBE 95 DIM 48 7 W/2200 K E27	138.00 mm	95.00 mm	95 mm	63.00 g
1906 LED GLOBE DIM 7 W/2500 K E27	173.00 mm	125.00 mm	125 mm	98.00 g
1906 LEDISON DIM 7 W/2500 K E27	145.00 mm	64.00 mm	64 mm	47.00 g

Temperatures & operating conditions

Product description	Ambient temperature range	Maximum temperature at tc test point
VINTAGE 1906 CLASSIC P 25 3.4 W/2200 K E14	-20...+40 °C	55 °C
VINTAGE 1906 CLASSIC B 25 3.4 W/2200 K E14	-20...+40 °C	55 °C
VINTAGE 1906 BALLON BLUE DIM 10 4.5 W/1600 K E27	-20...+40 °C	52 °C
VINTAGE 1906 NEST DIM 10 4.8 W/1800 K E27	-20...+40 °C	46,2 °C

Product description	Ambient temperature range	Maximum temperature at tc test point
VINTAGE 1906 CLA 125 DIM 15 4 W/1800 K E27	-20...+40 °C	65 °C
VINTAGE 1906 AW188 DIM 15 4 W/1800 K E27	-20...+40 °C	65 °C
VINTAGE 1906 GLOBE 140 DIM 15 4.5 W/1600 K E27	-20...+40 °C	52 °C
VINTAGE 1906 ET165 DIM 15 4.5 W/1700 K E27	-20...+40 °C	52 °C
Vintage 1906 DIM BIG GRAPE 16 4 W/1800 K E27	-20...+40 °C	65 °C
VINTAGE 1906 GLOBE200 DIM 16 4.8 W/1800 K E27	-20...+40 °C	47,2 °C
Vintage 1906 DIM Big Globe 16 4 W/1800 K E27	-20...+40 °C	65 °C
VINTAGE 1906 ET124 GREEN DIM 18 4.5 W/1600 K E27	-20...+40 °C	52 °C
VINTAGE 1906 BALLON PINK DIM 15 4.5 W/1600 K E27	-20...+40 °C	52 °C
Vintage 1906DIM Big Globe 28 4 W/2000 K E27	-20...+40 °C	65 °C
Vintage 1906 DIM BIG GRAPE 28 4 W/2000 K E27	-20...+40 °C	65 °C
Vintage 1906 DIM GLOBE 28 4 W/2000 K E27	-20...+40 °C	65 °C
Vintage 1906 DIM EDISON 28 4 W/2000 K E27	-20...+40 °C	65 °C
VINTAGE 1906 MINI EDISON ST45 DIM 33 4.8 W/2200 K E27	-20...+40 °C	55,6 °C
VINTAGE 1906 NEST DIM 33 4.8 W/2200 K E27	-20...+40 °C	46,2 °C
VINTAGE 1906 GLOBE200 DIM 33 4.8 W/2200 K E27	-20...+40 °C	47,2 °C
VINTAAE 1906 CLASSIC A DIM 35 4.8 W/2200 K E27	-20...+40 °C	59,6 °C
1906 LED TUBE DIM 35 4.5 W/2400 K E27	-20...+40 °C	66 °C
VINTAGE 1906 BALLON DIM 30 4.8 W/2700 K E27	-20...+40 °C	52,8 °C
VINTAGE 1906 GLOBE 80 DIM 37 4.8 W/2200 K E27	-20...+40 °C	57,1 °C
VINTAGE 1906 EDISON DIM 37 4.8 W/2200 K E27	-20...+40 °C	57,5 °C

Product description	Ambient temperature range	Maximum temperature at tc test point
VINTAGE 1906 G95-SHAPE 95 DIM 37 4.8 W/2200 K E27	-20...+40 °C	57 °C
VINTAGE 1906 GLOBE 125 DIM 37 4.8 W/2200 K E27	-20...+40 °C	55,4 °C
VINTAGE 1906 TUBULAR DIM 40 4.8 W/2200 K E27	-20...+40 °C	60,1 °C
1906 LED Big Globe DIM 5 W/1800 K E27	-20...+40 °C	48 °C
1906 LED CLAS Big Grape DIM 5 W/1800 K E27	-20...+40 °C	50 °C
1906 LED CLAS Big Grape DIM 5 W/2000 K E27	-20...+40 °C	50 °C
VINTAGE 1906 GLOBE 80 DIM 40 5.8 W/2200 K E27	-20...+40 °C	54,5 °C
VINTAGE 1906 GLOBE 125 DIM 40 5.8 W/2200 K E27	-20...+40 °C	50,3 °C
VINTAGE 1906 EDISON DIM 40 5.8 W/2200 K E27	-20...+40 °C	53,4 °C
VINTAGE 1906 GLOBE 95 DIM 40 5.8 W/2200 K E27	-20...+40 °C	52,1 °C
1906 LED GLOBE DIM 51 6.5 W/2400 K E27	-20...+40 °C	
1906 LED GLOBE DIM 51 6.5 W/2400 K E27	-20...+40 °C	
Vintage 1906 DIM GLOBE 55 6.5 W/2400 K E27	-20...+40 °C	65 °C
Vintage 1906 DIM EDISON 55 6.5 W/2400 K E27	-20...+40 °C	65 °C
VINTAGE 1906 GLOBE 95 DIM 55 6.5 W/2400 K E27	-20...+40 °C	55 °C
VINTAGE 1906 GLOBE95 DIM 30 7.8 W/1800 K E27	-20...+40 °C	59,4 °C
VINTAGE 1906 EDISON DIM 30 7.8 W/1800 K E27	-20...+40 °C	61,6 °C
VINTAGE 1906 GLOBE80 DIM 30 7.8 W/1800 K E27	-20...+40 °C	62,3 °C
VINTAGE 1906 GLOBE 125 DIM 30 7.8 W/1800 K E27	-20...+40 °C	57,5 °C
VINTAGE 1906 GLOBE 125 DIM 48 7 W/2200 K E27	-20...+40 °C	57,2 °C
VINTAGE 1906 GLOBE 80 DIM 48 7 W/2200 K E27	-20...+40 °C	61,5 °C

Product description	Ambient temperature range	Maximum temperature at tc test point
VINTAGE 1906 EDISON DIM 48 7 W/2200 K E27	-20...+40 °C	60,6 °C
VINTAGE 1906 GLOBE 95 DIM 48 7 W/2200 K E27	-20...+40 °C	58,7 °C
1906 LED GLOBE DIM 7 W/2500 K E27	-20...+40 °C	50 °C
1906 LEDISON DIM 7 W/2500 K E27	-20...+40 °C	50 °C

Lifespan

Product description	Lifespan	Number of switching cycles	Lumen maintenance at end of serv	Rated lamp survival factor at 6,000
VINTAGE 1906 CLASSIC P 25 3.4 W/2200 K E14	15000 h	100000	0.93	≥ 0.90
VINTAGE 1906 CLASSIC B 25 3.4 W/2200 K E14	15000 h	100000	0.93	≥ 0.90
VINTAGE 1906 BALLON BLUE DIM 10 4.5 W/1600 K E27	15000 h	100000	0.90	≥ 0.90
VINTAGE 1906 NEST DIM 10 4.8 W/1800 K E27	15000 h	100000	0.93	≥ 0.90
VINTAGE 1906 CLA 125 DIM 15 4 W/1800 K E27	15000 h	100000	0.93	≥ 0.90
VINTAGE 1906 AW188 DIM 15 4 W/1800 K E27	15000 h	100000	0.93	≥ 0.90
VINTAGE 1906 GLOBE 140 DIM 15 4.5 W/1600 K E27	15000 h	100000	0.90	≥ 0.90
VINTAGE 1906 ET165 DIM 15 4.5 W/1700 K E27	15000 h	100000	0.90	≥ 0.90
Vintage 1906 DIM BIG GRAPE 16 4 W/1800 K E27	15000 h	100000	0.70	≥ 0.90
VINTAGE 1906 GLOBE200 DIM 16 4.8 W/1800 K E27	15000 h	100000	0.93	≥ 0.90
Vintage 1906 DIM Big Globe 16 4 W/1800 K E27	15000 h	100000	0.70	≥ 0.90
VINTAGE 1906 ET124 GREEN DIM 18 4.5 W/1600 K E27	15000 h	100000	0.90	≥ 0.90
VINTAGE 1906 BALLON PINK DIM 15 4.5 W/1600 K E27	15000 h	100000	0.90	≥ 0.90
Vintage 1906DIM Big Globe 28 4 W/2000 K E27	15000 h	100000	0.70	≥ 0.90
Vintage 1906 DIM BIG GRAPE 28 4 W/2000 K E27	15000 h	100000	0.70	≥ 0.90

Product description	Lifespan	Number of switching cycles	Lumen maintenance at end of serv	Rated lamp survival factor at 6,000
Vintage 1906 DIM GLOBE 28 4 W/2000 K E27	15000 h	100000	0.70	≥ 0.90
Vintage 1906 DIM EDISON 28 4 W/2000 K E27	15000 h	100000	0.70	≥ 0.90
VINTAGE 1906 MINI EDISON ST45 DIM 33 4.8 W/2200 K E27	15000 h	100000	0.93	≥ 0.90
VINTAGE 1906 NEST DIM 33 4.8 W/2200 K E27	15000 h	100000	0.93	≥ 0.90
VINTAGE 1906 GLOBE200 DIM 33 4.8 W/2200 K E27	15000 h	100000	0.93	≥ 0.90
VINTAAE 1906 CLASSIC A DIM 35 4.8 W/2200 K E27	15000 h	100000	0.93	≥ 0.90
1906 LED TUBE DIM 35 4.5 W/2400 K E27	15000 h	100000	0.70	≥ 0.90
VINTAGE 1906 BALLON DIM 30 4.8 W/2700 K E27	15000 h	100000	0.93	≥ 0.90
VINTAGE 1906 GLOBE 80 DIM 37 4.8 W/2200 K E27	15000 h	100000	0.93	≥ 0.90
VINTAGE 1906 EDISON DIM 37 4.8 W/2200 K E27	15000 h	100000	0.93	≥ 0.90
VINTAGE 1906 G95-SHAPE 95 DIM 37 4.8 W/2200 K E27	15000 h	100000	0.93	≥ 0.90
VINTAGE 1906 GLOBE 125 DIM 37 4.8 W/2200 K E27	15000 h	100000	0.93	≥ 0.90
VINTAGE 1906 TUBULAR DIM 40 4.8 W/2200 K E27	15000 h	100000	0.93	≥ 0.90
1906 LED Big Globe DIM 5 W/1800 K E27	15000 h	100000	0.70	≥ 0.90
1906 LED CLAS Big Grape DIM 5 W/1800 K E27	15000 h	100000	0.70	≥ 0.90
1906 LED CLAS Big Grape DIM 5 W/2000 K E27	15000 h	100000	0.70	≥ 0.90
VINTAGE 1906 GLOBE 80 DIM 40 5.8 W/2200 K E27	15000 h	100000	0.93	≥ 0.90
VINTAGE 1906 GLOBE 125 DIM 40 5.8 W/2200 K E27	15000 h	100000	0.93	≥ 0.90
VINTAGE 1906 EDISON DIM 40 5.8 W/2200 K E27	15000 h	100000	0.93	≥ 0.90
VINTAGE 1906 GLOBE 95 DIM 40 5.8 W/2200 K E27	15000 h	100000	0.93	≥ 0.90
1906 LED GLOBE DIM 51 6.5 W/2400 K E27	15000 h	100000	0.70	≥ 0.90

Product description	Lifespan	Number of switching cycles	Lumen maintenance at end of serv	Rated lamp survival factor at 6,000
1906 LED GLOBE DIM 51 6.5 W/2400 K E27	15000 h	100000	0.70	≥ 0.90
Vintage 1906 DIM GLOBE 55 6.5 W/2400 K E27	15000 h	100000	0.70	≥ 0.90
Vintage 1906 DIM EDISON 55 6.5 W/2400 K E27	15000 h	100000	0.93	≥ 0.90
VINTAGE 1906 GLOBE 95 DIM 55 6.5 W/2400 K E27	15000 h	100000	0.93	≥ 0.90
VINTAGE 1906 GLOBE95 DIM 30 7.8 W/1800 K E27	15000 h	100000	0.93	≥ 0.90
VINTAGE 1906 EDISON DIM 30 7.8 W/1800 K E27	15000 h	100000	0.93	≥ 0.90
VINTAGE 1906 GLOBE80 DIM 30 7.8 W/1800 K E27	15000 h	100000	0.93	≥ 0.90
VINTAGE 1906 GLOBE 125 DIM 30 7.8 W/1800 K E27	15000 h	100000	0.93	≥ 0.90
VINTAGE 1906 GLOBE 125 DIM 48 7 W/2200 K E27	15000 h	100000	0.93	≥ 0.90
VINTAGE 1906 GLOBE 80 DIM 48 7 W/2200 K E27	15000 h	100000	0.93	≥ 0.90
VINTAGE 1906 EDISON DIM 48 7 W/2200 K E27	15000 h	100000	0.93	≥ 0.90
VINTAGE 1906 GLOBE 95 DIM 48 7 W/2200 K E27	15000 h	100000	0.93	≥ 0.90
1906 LED GLOBE DIM 7 W/2500 K E27	15000 h	100000	0.70	≥ 0.90
1906 LEDISON DIM 7 W/2500 K E27	15000 h	100000	0.70	≥ 0.90

Additional product data

Product description	Base (standard designation)	Mercury content	Design / version
VINTAGE 1906 CLASSIC P 25 3.4 W/2200 K E14	E14	0.0 mg	Clear
VINTAGE 1906 CLASSIC B 25 3.4 W/2200 K E14	E14	0.0 mg	Clear
VINTAGE 1906 BALLON BLUE DIM 10 4.5 W/1600 K E27	E27	0.0 mg	Clear
VINTAGE 1906 NEST DIM 10 4.8 W/1800 K E27	E27	0.0 mg	Clear
VINTAGE 1906 CLA 125 DIM 15 4 W/1800 K E27	E27	0.0 mg	Clear

Product description	Base (standard designation)	Mercury content	Design / version
VINTAGE 1906 AW188 DIM 15 4 W/1800 K E27	E27	0.0 mg	Clear
VINTAGE 1906 GLOBE 140 DIM 15 4.5 W/1600 K E27	E27	0.0 mg	Clear
VINTAGE 1906 ET165 DIM 15 4.5 W/1700 K E27	E27	0.0 mg	Clear
Vintage 1906 DIM BIG GRAPE 16 4 W/1800 K E27	E27	0.0 mg	Clear
VINTAGE 1906 GLOBE200 DIM 16 4.8 W/1800 K E27	E27	0.0 mg	Clear
Vintage 1906 DIM Big Globe 16 4 W/1800 K E27	E27	0.0 mg	Clear
VINTAGE 1906 ET124 GREEN DIM 18 4.5 W/1600 K E27	E27	0.0 mg	Clear
VINTAGE 1906 BALLON PINK DIM 15 4.5 W/1600 K E27	E27	0.0 mg	Clear
Vintage 1906DIM Big Globe 28 4 W/2000 K E27	E27	0.0 mg	Clear
Vintage 1906 DIM BIG GRAPE 28 4 W/2000 K E27	E27	0.0 mg	Clear
Vintage 1906 DIM GLOBE 28 4 W/2000 K E27	E27	0.0 mg	Clear
Vintage 1906 DIM EDISON 28 4 W/2000 K E27	E27	0.0 mg	Clear
VINTAGE 1906 MINI EDISON ST45 DIM 33 4.8 W/2200 K E27	E27	0.0 mg	Clear
VINTAGE 1906 NEST DIM 33 4.8 W/2200 K E27	E27	0.0 mg	Clear
VINTAGE 1906 GLOBE200 DIM 33 4.8 W/2200 K E27	E27	0.0 mg	Clear
VINTAAE 1906 CLASSIC A DIM 35 4.8 W/2200 K E27	E27	0.0 mg	Clear
1906 LED TUBE DIM 35 4.5 W/2400 K E27	E27	0.0 mg	
VINTAGE 1906 BALLON DIM 30 4.8 W/2700 K E27	E27	0.0 mg	Clear
VINTAGE 1906 GLOBE 80 DIM 37 4.8 W/2200 K E27	E27	0.0 mg	Clear
VINTAGE 1906 EDISON DIM 37 4.8 W/2200 K E27	E27	0.0 mg	Clear
VINTAGE 1906 G95-SHAPE 95 DIM 37 4.8 W/2200 K E27	E27	0.0 mg	Clear

Product description	Base (standard designation)	Mercury content	Design / version
VINTAGE 1906 GLOBE 125 DIM 37 4.8 W/2200 K E27	E27	0.0 mg	Clear
VINTAGE 1906 TUBULAR DIM 40 4.8 W/2200 K E27	E27	0.0 mg	Clear
1906 LED Big Globe DIM 5 W/1800 K E27	E27	0.0 mg	
1906 LED CLAS Big Grape DIM 5 W/1800 K E27	E27	0.0 mg	
1906 LED CLAS Big Grape DIM 5 W/2000 K E27	E27	0.0 mg	
VINTAGE 1906 GLOBE 80 DIM 40 5.8 W/2200 K E27	E27	0.0 mg	Clear
VINTAGE 1906 GLOBE 125 DIM 40 5.8 W/2200 K E27	E27	0.0 mg	Clear
VINTAGE 1906 EDISON DIM 40 5.8 W/2200 K E27	E27	0.0 mg	Clear
VINTAGE 1906 GLOBE 95 DIM 40 5.8 W/2200 K E27	E27	0.0 mg	Clear
1906 LED GLOBE DIM 51 6.5 W/2400 K E27	E27	0.0 mg	
1906 LED GLOBE DIM 51 6.5 W/2400 K E27	E27	0.0 mg	
Vintage 1906 DIM GLOBE 55 6.5 W/2400 K E27	E27	0.0 mg	Clear
Vintage 1906 DIM EDISON 55 6.5 W/2400 K E27	E27	0.0 mg	Clear
VINTAGE 1906 GLOBE 95 DIM 55 6.5 W/2400 K E27	E27	0.0 mg	Clear
VINTAGE 1906 GLOBE95 DIM 30 7.8 W/1800 K E27	E27	0.0 mg	Clear
VINTAGE 1906 EDISON DIM 30 7.8 W/1800 K E27	E27	0.0 mg	Clear
VINTAGE 1906 GLOBE80 DIM 30 7.8 W/1800 K E27	E27	0.0 mg	Clear
VINTAGE 1906 GLOBE 125 DIM 30 7.8 W/1800 K E27	E27	0.0 mg	Clear
VINTAGE 1906 GLOBE 125 DIM 48 7 W/2200 K E27	E27	0.0 mg	Clear
VINTAGE 1906 GLOBE 80 DIM 48 7 W/2200 K E27	E27	0.0 mg	Clear
VINTAGE 1906 EDISON DIM 48 7 W/2200 K E27	E27	0.0 mg	Clear

Product description	Base (standard designation)	Mercury content	Design / version
VINTAGE 1906 GLOBE 95 DIM 48 7 W/2200 K E27	E27	0.0 mg	Clear
1906 LED GLOBE DIM 7 W/2500 K E27	E27	0.0 mg	Clear
1906 LEDISON DIM 7 W/2500 K E27	E27	0.0 mg	Clear

Capabilities

Product description	Dimmable
VINTAGE 1906 CLASSIC P 25 3.4 W/2200 K E14	Yes
VINTAGE 1906 CLASSIC B 25 3.4 W/2200 K E14	Yes
VINTAGE 1906 BALLON BLUE DIM 10 4.5 W/1600 K E27	Yes
VINTAGE 1906 NEST DIM 10 4.8 W/1800 K E27	Yes
VINTAGE 1906 CLA 125 DIM 15 4 W/1800 K E27	Yes
VINTAGE 1906 AW188 DIM 15 4 W/1800 K E27	Yes
VINTAGE 1906 GLOBE 140 DIM 15 4.5 W/1600 K E27	Yes
VINTAGE 1906 ET165 DIM 15 4.5 W/1700 K E27	Yes
Vintage 1906 DIM BIG GRAPE 16 4 W/1800 K E27	Yes
VINTAGE 1906 GLOBE200 DIM 16 4.8 W/1800 K E27	Yes
Vintage 1906 DIM Big Globe 16 4 W/1800 K E27	Yes
VINTAGE 1906 ET124 GREEN DIM 18 4.5 W/1600 K E27	Yes
VINTAGE 1906 BALLON PINK DIM 15 4.5 W/1600 K E27	Yes
Vintage 1906DIM Big Globe 28 4 W/2000 K E27	Yes
Vintage 1906 DIM BIG GRAPE 28 4 W/2000 K E27	Yes
Vintage 1906 DIM GLOBE 28 4 W/2000 K E27	Yes

Product description	Dimmable
Vintage 1906 DIM EDISON 28 4 W/2000 K E27	Yes
VINTAGE 1906 MINI EDISON ST45 DIM 33 4.8 W/2200 K E27	Yes
VINTAGE 1906 NEST DIM 33 4.8 W/2200 K E27	Yes
VINTAGE 1906 GLOBE200 DIM 33 4.8 W/2200 K E27	Yes
VINTAAE 1906 CLASSIC A DIM 35 4.8 W/2200 K E27	Yes
1906 LED TUBE DIM 35 4.5 W/2400 K E27	Yes
VINTAGE 1906 BALLON DIM 30 4.8 W/2700 K E27	Yes
VINTAGE 1906 GLOBE 80 DIM 37 4.8 W/2200 K E27	Yes
VINTAGE 1906 EDISON DIM 37 4.8 W/2200 K E27	Yes
VINTAGE 1906 G95-SHAPE 95 DIM 37 4.8 W/2200 K E27	Yes
VINTAGE 1906 GLOBE 125 DIM 37 4.8 W/2200 K E27	Yes
VINTAGE 1906 TUBULAR DIM 40 4.8 W/2200 K E27	Yes
1906 LED Big Globe DIM 5 W/1800 K E27	Yes
1906 LED CLAS Big Grape DIM 5 W/1800 K E27	Yes
1906 LED CLAS Big Grape DIM 5 W/2000 K E27	Yes
VINTAGE 1906 GLOBE 80 DIM 40 5.8 W/2200 K E27	Yes
VINTAGE 1906 GLOBE 125 DIM 40 5.8 W/2200 K E27	Yes
VINTAGE 1906 EDISON DIM 40 5.8 W/2200 K E27	Yes
VINTAGE 1906 GLOBE 95 DIM 40 5.8 W/2200 K E27	Yes
1906 LED GLOBE DIM 51 6.5 W/2400 K E27	Yes
1906 LED GLOBE DIM 51 6.5 W/2400 K E27	Yes

Product description	Dimmable
Vintage 1906 DIM GLOBE 55 6.5 W/2400 K E27	Yes
Vintage 1906 DIM EDISON 55 6.5 W/2400 K E27	Yes
VINTAGE 1906 GLOBE 95 DIM 55 6.5 W/2400 K E27	Yes
VINTAGE 1906 GLOBE95 DIM 30 7.8 W/1800 K E27	Yes
VINTAGE 1906 EDISON DIM 30 7.8 W/1800 K E27	Yes
VINTAGE 1906 GLOBE80 DIM 30 7.8 W/1800 K E27	Yes
VINTAGE 1906 GLOBE 125 DIM 30 7.8 W/1800 K E27	Yes
VINTAGE 1906 GLOBE 125 DIM 48 7 W/2200 K E27	Yes
VINTAGE 1906 GLOBE 80 DIM 48 7 W/2200 K E27	Yes
VINTAGE 1906 EDISON DIM 48 7 W/2200 K E27	Yes
VINTAGE 1906 GLOBE 95 DIM 48 7 W/2200 K E27	Yes
1906 LED GLOBE DIM 7 W/2500 K E27	Yes
1906 LEDISON DIM 7 W/2500 K E27	Yes

Certificates & Standards

Product description	Energy efficiency class	Energy consumption	Type of protection	Standards	Photobiological safety group acc. to EN62778
VINTAGE 1906 CLASSIC P 25 3.4 W/2200 K E14	G	4.00 kWh/1000h	IP20	CE / ROHS / REACH	RG0
VINTAGE 1906 CLASSIC B 25 3.4 W/2200 K E14	G	4.00 kWh/1000h	IP20	CE / ROHS / REACH	RG0
VINTAGE 1906 BALLON BLUE DIM 10 4.5 W/1600 K E27	G	5.00 kWh/1000h	IP20	CE / ROHS / REACH	RG0
VINTAGE 1906 NEST DIM 10 4.8 W/1800 K E27	G	5.00 kWh/1000h	IP20	CE / ROHS / REACH / ERP	RG0
VINTAGE 1906 CLA 125 DIM 15 4 W/1800 K E27	G	4.00 kWh/1000h	IP20	CE / ROHS / REACH	RG0
VINTAGE 1906 AW188 DIM 15 4 W/1800 K E27	G	4.00 kWh/1000h	IP20	CE / ROHS / REACH	RG0

Product description	Energy efficiency class	Energy consumption	Type of protection	Standards	Photobiological safety group acc. to EN62778
VINTAGE 1906 GLOBE 140 DIM 15 4.5 W/1600 K E27	G	5.00 kWh/1000h	IP20	CE / ROHS / REACH	RG0
VINTAGE 1906 ET165 DIM 15 4.5 W/1700 K E27	G	5.00 kWh/1000h	IP20	CE / ROHS / REACH	RG0
Vintage 1906 DIM BIG GRAPE 16 4 W/1800 K E27	G ¹⁾	4.00 kWh/1000h	IP20	CE / EAC	RG1
VINTAGE 1906 GLOBE200 DIM 16 4.8 W/1800 K E27	G	5.00 kWh/1000h	IP20	CE / ROHS / REACH / ERP	RG0
Vintage 1906 DIM Big Globe 16 4 W/1800 K E27	G ¹⁾	4.00 kWh/1000h	IP20	CE / EAC	RG1
VINTAGE 1906 ET124 GREEN DIM 18 4.5 W/1600 K E27	G	5.00 kWh/1000h	IP20	CE / ROHS / REACH	RG0
VINTAGE 1906 BALLON PINK DIM 15 4.5 W/1600 K E27	G	5.00 kWh/1000h	IP20	CE / ROHS / REACH	RG0
Vintage 1906DIM Big Globe 28 4 W/2000 K E27	G ¹⁾	4.00 kWh/1000h	IP20	CE / EAC	RG1
Vintage 1906 DIM BIG GRAPE 28 4 W/2000 K E27	G ¹⁾	4.00 kWh/1000h	IP20	CE / EAC	RG1
Vintage 1906 DIM GLOBE 28 4 W/2000 K E27	G ¹⁾	4.00 kWh/1000h	IP20	CE / EAC	RG1
Vintage 1906 DIM EDISON 28 4 W/2000 K E27	G ¹⁾	4.00 kWh/1000h	IP20	CE / EAC	RG1
VINTAGE 1906 MINI EDISON ST45 DIM 33 4.8 W/2200 K E27	G	5.00 kWh/1000h	IP20	CE / ROHS / REACH / ERP	RG0
VINTAGE 1906 NEST DIM 33 4.8 W/2200 K E27	G	5.00 kWh/1000h	IP20	CE / ROHS / REACH / ERP	RG0
VINTAGE 1906 GLOBE200 DIM 33 4.8 W/2200 K E27	G	5.00 kWh/1000h	IP20	CE / ROHS / REACH / ERP	RG0
VINTAAE 1906 CLASSIC A DIM 35 4.8 W/2200 K E27	G	5.00 kWh/1000h	IP20	CE / ROHS / REACH	RG0
1906 LED TUBE DIM 35 4.5 W/2400 K E27	A+ ²⁾	5.00 kWh/1000h	IP20	CE	
VINTAGE 1906 BALLON DIM 30 4.8 W/2700 K E27	G	5.00 kWh/1000h	IP20	CE / ROHS / REACH	RG0
VINTAGE 1906 GLOBE 80 DIM 37 4.8 W/2200 K E27	F	5.00 kWh/1000h	IP20	CE / ROHS / REACH	RG0
VINTAGE 1906 EDISON DIM 37 4.8 W/2200 K E27	F	5.00 kWh/1000h	IP20	CE / ROHS / REACH	RG0
VINTAGE 1906 G95-SHAPE 95 DIM 37 4.8 W/2200 K E27	F	5.00 kWh/1000h	IP20	CE / ROHS / REACH	RG0
VINTAGE 1906 GLOBE 125 DIM 37 4.8 W/2200 K E27	F	5.00 kWh/1000h	IP20	CE / ROHS / REACH	RG0

Product description	Energy efficiency class	Energy consumption	Type of protection	Standards	Photobiological safety group acc. to EN62778
VINTAGE 1906 TUBULAR DIM 40 4.8 W/2200 K E27	F	5.00 kWh/1000h	IP20	CE / ROHS / REACH	RG0
1906 LED Big Globe DIM 5 W/1800 K E27	G ²⁾	5.00 kWh/1000h	IP20	CB / EMC / RoHS	RG1
1906 LED CLAS Big Grape DIM 5 W/1800 K E27	G ²⁾	5.00 kWh/1000h	IP20	CB / EMC / RoHS	RG1
1906 LED CLAS Big Grape DIM 5 W/2000 K E27	G ²⁾	5.00 kWh/1000h	IP20	CB / EMC / RoHS	RG1
VINTAGE 1906 GLOBE 80 DIM 40 5.8 W/2200 K E27	G	6.00 kWh/1000h	IP20	CE / ROHS / REACH	RG0
VINTAGE 1906 GLOBE 125 DIM 40 5.8 W/2200 K E27	G	6.00 kWh/1000h	IP20	CE / ROHS / REACH	RG0
VINTAGE 1906 EDISON DIM 40 5.8 W/2200 K E27	G	6.00 kWh/1000h	IP20	CE / ROHS / REACH	RG0
VINTAGE 1906 GLOBE 95 DIM 40 5.8 W/2200 K E27	G	6.00 kWh/1000h	IP20	CE / ROHS / REACH	RG0
1906 LED GLOBE DIM 51 6.5 W/2400 K E27	F ²⁾	6.50 kWh/1000h		CE	
1906 LED GLOBE DIM 51 6.5 W/2400 K E27	A+ ²⁾	6.50 kWh/1000h		CE	
Vintage 1906 DIM GLOBE 55 6.5 W/2400 K E27	E ¹⁾	7.00 kWh/1000h	IP20	CE / EAC	RG0
Vintage 1906 DIM EDISON 55 6.5 W/2400 K E27	E ¹⁾	7.00 kWh/1000h	IP20	CE / EAC	RG0
VINTAGE 1906 GLOBE 95 DIM 55 6.5 W/2400 K E27	E	7.00 kWh/1000h	IP20	CE / ROHS / REACH	RG0
VINTAGE 1906 GLOBE95 DIM 30 7.8 W/1800 K E27	G	8.00 kWh/1000h	IP20	CE / ROHS / REACH	RG0
VINTAGE 1906 EDISON DIM 30 7.8 W/1800 K E27	G	8.00 kWh/1000h	IP20	CE / ROHS / REACH	RG0
VINTAGE 1906 GLOBE80 DIM 30 7.8 W/1800 K E27	G	8.00 kWh/1000h	IP20	CE / ROHS / REACH	RG0
VINTAGE 1906 GLOBE 125 DIM 30 7.8 W/1800 K E27	G	8.00 kWh/1000h	IP20	CE / ROHS / REACH	RG0
VINTAGE 1906 GLOBE 125 DIM 48 7 W/2200 K E27	F	7.00 kWh/1000h	IP20	CE / ROHS / REACH	RG0
VINTAGE 1906 GLOBE 80 DIM 48 7 W/2200 K E27	F	7.00 kWh/1000h	IP20	CE / ROHS / REACH	RG0
VINTAGE 1906 EDISON DIM 48 7 W/2200 K E27	F	7.00 kWh/1000h	IP20	CE / ROHS / REACH	RG0
VINTAGE 1906 GLOBE 95 DIM 48 7 W/2200 K E27	F	7.00 kWh/1000h	IP20	CE / ROHS / REACH	RG0

Product description	Energy efficiency class	Energy consumption	Type of protection	Standards	Photobiological safety group acc. to EN62778
1906 LED GLOBE DIM 7 W/2500 K E27	A+ ²⁾	7.00 kWh/1000h	IP20	CB / EMC / RoHS	RG0
1906 LEDISON DIM 7 W/2500 K E27	A+ ²⁾	7.00 kWh/1000h	IP20	CB / EMC / RoHS	RG0

1) Energy efficiency class (EEC) on a scale of A (highest efficiency) to G (lowest efficiency)

2) Energy efficiency class (EEC) on a scale of A++ (highest efficiency) to E (lowest efficiency)

LOGISTICAL DATA

Product description	Temperature range at storage
VINTAGE 1906 CLASSIC P 25 3.4 W/2200 K E14	-20...+80 °C
VINTAGE 1906 CLASSIC B 25 3.4 W/2200 K E14	-20...+80 °C
VINTAGE 1906 BALLON BLUE DIM 10 4.5 W/1600 K E27	-40...+80 °C
VINTAGE 1906 NEST DIM 10 4.8 W/1800 K E27	-20...+80 °C
VINTAGE 1906 CLA 125 DIM 15 4 W/1800 K E27	-20...+80 °C
VINTAGE 1906 AW188 DIM 15 4 W/1800 K E27	-20...+80 °C
VINTAGE 1906 GLOBE 140 DIM 15 4.5 W/1600 K E27	-40...+80 °C
VINTAGE 1906 ET165 DIM 15 4.5 W/1700 K E27	-40...+80 °C
Vintage 1906 DIM BIG GRAPE 16 4 W/1800 K E27	
VINTAGE 1906 GLOBE200 DIM 16 4.8 W/1800 K E27	-20...+80 °C
Vintage 1906 DIM Big Globe 16 4 W/1800 K E27	
VINTAGE 1906 ET124 GREEN DIM 18 4.5 W/1600 K E27	-40...+80 °C
VINTAGE 1906 BALLON PINK DIM 15 4.5 W/1600 K E27	-40...+80 °C
Vintage 1906DIM Big Globe 28 4 W/2000 K E27	
Vintage 1906 DIM BIG GRAPE 28 4 W/2000 K E27	
Vintage 1906 DIM GLOBE 28 4 W/2000 K E27	

Product description	Temperature range at storage
Vintage 1906 DIM EDISON 28 4 W/2000 K E27	
VINTAGE 1906 MINI EDISON ST45 DIM 33 4.8 W/2200 K E27	-20...+80 °C
VINTAGE 1906 NEST DIM 33 4.8 W/2200 K E27	-20...+80 °C
VINTAGE 1906 GLOBE200 DIM 33 4.8 W/2200 K E27	-20...+80 °C
VINTAAE 1906 CLASSIC A DIM 35 4.8 W/2200 K E27	-20...+80 °C
1906 LED TUBE DIM 35 4.5 W/2400 K E27	
VINTAGE 1906 BALLON DIM 30 4.8 W/2700 K E27	-20...+80 °C
VINTAGE 1906 GLOBE 80 DIM 37 4.8 W/2200 K E27	-20...+80 °C
VINTAGE 1906 EDISON DIM 37 4.8 W/2200 K E27	-20...+80 °C
VINTAGE 1906 G95-SHAPE 95 DIM 37 4.8 W/2200 K E27	-20...+80 °C
VINTAGE 1906 GLOBE 125 DIM 37 4.8 W/2200 K E27	-20...+80 °C
VINTAGE 1906 TUBULAR DIM 40 4.8 W/2200 K E27	-20...+80 °C
1906 LED Big Globe DIM 5 W/1800 K E27	
1906 LED CLAS Big Grape DIM 5 W/1800 K E27	
1906 LED CLAS Big Grape DIM 5 W/2000 K E27	
VINTAGE 1906 GLOBE 80 DIM 40 5.8 W/2200 K E27	-20...+80 °C
VINTAGE 1906 GLOBE 125 DIM 40 5.8 W/2200 K E27	-20...+80 °C
VINTAGE 1906 EDISON DIM 40 5.8 W/2200 K E27	-20...+80 °C
VINTAGE 1906 GLOBE 95 DIM 40 5.8 W/2200 K E27	-20...+80 °C
1906 LED GLOBE DIM 51 6.5 W/2400 K E27	
1906 LED GLOBE DIM 51 6.5 W/2400 K E27	

Product description	Temperature range at storage
Vintage 1906 DIM GLOBE 55 6.5 W/2400 K E27	
Vintage 1906 DIM EDISON 55 6.5 W/2400 K E27	
VINTAGE 1906 GLOBE 95 DIM 55 6.5 W/2400 K E27	-20...+80 °C
VINTAGE 1906 GLOBE95 DIM 30 7.8 W/1800 K E27	-20...+80 °C
VINTAGE 1906 EDISON DIM 30 7.8 W/1800 K E27	-20...+80 °C
VINTAGE 1906 GLOBE80 DIM 30 7.8 W/1800 K E27	-20...+80 °C
VINTAGE 1906 GLOBE 125 DIM 30 7.8 W/1800 K E27	-20...+80 °C
VINTAGE 1906 GLOBE 125 DIM 48 7 W/2200 K E27	-20...+80 °C
VINTAGE 1906 GLOBE 80 DIM 48 7 W/2200 K E27	-20...+80 °C
VINTAGE 1906 EDISON DIM 48 7 W/2200 K E27	-20...+80 °C
VINTAGE 1906 GLOBE 95 DIM 48 7 W/2200 K E27	-20...+80 °C
1906 LED GLOBE DIM 7 W/2500 K E27	
1906 LEDISON DIM 7 W/2500 K E27	

Energy labelling regulation data acc EU 2019/2015

Product description	Lighting technology used	Non-directional or directional	Mains or non-mains	Light source cap-type (or other electric interface)	Connected light source (CLS)
VINTAGE 1906 CLASSIC P 25 3.4 W/2200 K E14	LED	NDLS	MLS	E14	No
VINTAGE 1906 CLASSIC B 25 3.4 W/2200 K E14	LED	NDLS	MLS	E14	No
VINTAGE 1906 BALLON BLUE DIM 10 4.5 W/1600 K E27	LED	NDLS	MLS	E27	No
VINTAGE 1906 NEST DIM 10 4.8 W/1800 K E27	LED	NDLS	MLS	E27	No
VINTAGE 1906 CLA 125 DIM 15 4 W/1800 K E27	LED	NDLS	MLS	E27	No
VINTAGE 1906 AW188 DIM 15 4 W/1800 K E27	LED	NDLS	MLS	E27	No

Product description	Lighting technology used	Non-directional or directional	Mains or non-mains	Light source cap-type (or other electric interface)	Connected light source (CLS)
VINTAGE 1906 GLOBE 140 DIM 15 4.5 W/1600 K E27	LED	NDLS	MLS	E27	No
VINTAGE 1906 ET165 DIM 15 4.5 W/1700 K E27	LED	NDLS	MLS	E27	No
Vintage 1906 DIM BIG GRAPE 16 4 W/1800 K E27	LED	NDLS	MLS	E27	No
VINTAGE 1906 GLOBE200 DIM 16 4.8 W/1800 K E27	LED	NDLS	MLS	E27	No
Vintage 1906 DIM Big Globe 16 4 W/1800 K E27	LED	NDLS	MLS	E27	No
VINTAGE 1906 ET124 GREEN DIM 18 4.5 W/1600 K E27	LED	NDLS	MLS	E27	No
VINTAGE 1906 BALLON PINK DIM 15 4.5 W/1600 K E27	LED	NDLS	MLS	E27	No
Vintage 1906DIM Big Globe 28 4 W/2000 K E27	LED	NDLS	MLS	E27	No
Vintage 1906 DIM BIG GRAPE 28 4 W/2000 K E27	LED	NDLS	MLS	E27	No
Vintage 1906 DIM GLOBE 28 4 W/2000 K E27	LED	NDLS	MLS	E27	No
Vintage 1906 DIM EDISON 28 4 W/2000 K E27	LED	NDLS	MLS	E27	No
VINTAGE 1906 MINI EDISON ST45 DIM 33 4.8 W/2200 K E27	LED	NDLS	MLS	E27	No
VINTAGE 1906 NEST DIM 33 4.8 W/2200 K E27	LED	NDLS	MLS	E27	No
VINTAGE 1906 GLOBE200 DIM 33 4.8 W/2200 K E27	LED	NDLS	MLS	E27	No
VINTAAE 1906 CLASSIC A DIM 35 4.8 W/2200 K E27	LED	NDLS	MLS	E27	No
1906 LED TUBE DIM 35 4.5 W/2400 K E27				E27	
VINTAGE 1906 BALLON DIM 30 4.8 W/2700 K E27	LED	NDLS	MLS	E27	No
VINTAGE 1906 GLOBE 80 DIM 37 4.8 W/2200 K E27	LED	NDLS	MLS	E27	No
VINTAGE 1906 EDISON DIM 37 4.8 W/2200 K E27	LED	NDLS	MLS	E27	No
VINTAGE 1906 G95-SHAPE 95 DIM 37 4.8 W/2200 K E27	LED	NDLS	MLS	E27	No

Product description	Lighting technology used	Non-directional or directional	Mains or non-mains	Light source cap-type (or other electric interface)	Connected light source (CLS)
VINTAGE 1906 GLOBE 125 DIM 37 4.8 W/2200 K E27	LED	NDLS	MLS	E27	No
VINTAGE 1906 TUBULAR DIM 40 4.8 W/2200 K E27	LED	NDLS	MLS	E27	No
1906 LED Big Globe DIM 5 W/1800 K E27				E27	
1906 LED CLAS Big Grape DIM 5 W/1800 K E27				E27	
1906 LED CLAS Big Grape DIM 5 W/2000 K E27				E27	
VINTAGE 1906 GLOBE 80 DIM 40 5.8 W/2200 K E27	LED	NDLS	MLS	E27	No
VINTAGE 1906 GLOBE 125 DIM 40 5.8 W/2200 K E27	LED	NDLS	MLS	E27	No
VINTAGE 1906 EDISON DIM 40 5.8 W/2200 K E27	LED	NDLS	MLS	E27	No
VINTAGE 1906 GLOBE 95 DIM 40 5.8 W/2200 K E27	LED	NDLS	MLS	E27	No
1906 LED GLOBE DIM 51 6.5 W/2400 K E27				E27	
1906 LED GLOBE DIM 51 6.5 W/2400 K E27				E27	
Vintage 1906 DIM GLOBE 55 6.5 W/2400 K E27	LED	NDLS	MLS	E27	No
Vintage 1906 DIM EDISON 55 6.5 W/2400 K E27	LED	NDLS	MLS	E27	No
VINTAGE 1906 GLOBE 95 DIM 55 6.5 W/2400 K E27	LED	NDLS	MLS	E27	No
VINTAGE 1906 GLOBE95 DIM 30 7.8 W/1800 K E27	LED	NDLS	MLS	E27	No
VINTAGE 1906 EDISON DIM 30 7.8 W/1800 K E27	LED	NDLS	MLS	E27	No
VINTAGE 1906 GLOBE80 DIM 30 7.8 W/1800 K E27	LED	NDLS	MLS	E27	No
VINTAGE 1906 GLOBE 125 DIM 30 7.8 W/1800 K E27	LED	NDLS	MLS	E27	No
VINTAGE 1906 GLOBE 125 DIM 48 7 W/2200 K E27	LED	NDLS	MLS	E27	No
VINTAGE 1906 GLOBE 80 DIM 48 7 W/2200 K E27	LED	NDLS	MLS	E27	No

Product description	Lighting technology used	Non-directional or directional	Mains or non-mains	Light source cap-type (or other electric interface)	Connected light source (CLS)
VINTAGE 1906 EDISON DIM 48 7 W/2200 K E27	LED	NDLS	MLS	E27	No
VINTAGE 1906 GLOBE 95 DIM 48 7 W/2200 K E27	LED	NDLS	MLS	E27	No
1906 LED GLOBE DIM 7 W/2500 K E27				E27	
1906 LEDISON DIM 7 W/2500 K E27				E27	

Product description	Color-tuneable light source	Envelope	High luminance light source	Anti-glare shield	Correlated colour temperature type
VINTAGE 1906 CLASSIC P 25 3.4 W/2200 K E14	No	No	No	No	SINGLE_VALUE
VINTAGE 1906 CLASSIC B 25 3.4 W/2200 K E14	No	No	No	No	SINGLE_VALUE
VINTAGE 1906 BALLON BLUE DIM 10 4.5 W/1600 K E27	No	No	No	No	SINGLE_VALUE
VINTAGE 1906 NEST DIM 10 4.8 W/1800 K E27	No	No	No	No	SINGLE_VALUE
VINTAGE 1906 CLA 125 DIM 15 4 W/1800 K E27	No	No	No	No	SINGLE_VALUE
VINTAGE 1906 AW188 DIM 15 4 W/1800 K E27	No	No	No	No	SINGLE_VALUE
VINTAGE 1906 GLOBE 140 DIM 15 4.5 W/1600 K E27	No	No	No	No	SINGLE_VALUE
VINTAGE 1906 ET165 DIM 15 4.5 W/1700 K E27	No	No	No	No	SINGLE_VALUE
Vintage 1906 DIM BIG GRAPE 16 4 W/1800 K E27	No	No	No	No	SINGLE_VALUE
VINTAGE 1906 GLOBE200 DIM 16 4.8 W/1800 K E27	No	No	No	No	SINGLE_VALUE
Vintage 1906 DIM Big Globe 16 4 W/1800 K E27	No	No	No	No	SINGLE_VALUE
VINTAGE 1906 ET124 GREEN DIM 18 4.5 W/1600 K E27	No	No	No	No	SINGLE_VALUE
VINTAGE 1906 BALLON PINK DIM 15 4.5 W/1600 K E27	No	No	No	No	SINGLE_VALUE
Vintage 1906DIM Big Globe 28 4 W/2000 K E27	No	No	No	No	SINGLE_VALUE
Vintage 1906 DIM BIG GRAPE 28 4 W/2000 K E27	No	No	No	No	SINGLE_VALUE

Product description	Color-tuneable light source	Envelope	High luminance light source	Anti-glare shield	Correlated colour temperature type
Vintage 1906 DIM GLOBE 28 4 W/2000 K E27	No	No	No	No	SINGLE_VALUE
Vintage 1906 DIM EDISON 28 4 W/2000 K E27	No	No	No	No	SINGLE_VALUE
VINTAGE 1906 MINI EDISON ST45 DIM 33 4.8 W/2200 K E27	No	No	No	No	SINGLE_VALUE
VINTAGE 1906 NEST DIM 33 4.8 W/2200 K E27	No	No	No	No	SINGLE_VALUE
VINTAGE 1906 GLOBE200 DIM 33 4.8 W/2200 K E27	No	No	No	No	SINGLE_VALUE
VINTAAE 1906 CLASSIC A DIM 35 4.8 W/2200 K E27	No	No	No	No	SINGLE_VALUE
1906 LED TUBE DIM 35 4.5 W/2400 K E27					
VINTAGE 1906 BALLON DIM 30 4.8 W/2700 K E27	No	No	No	No	SINGLE_VALUE
VINTAGE 1906 GLOBE 80 DIM 37 4.8 W/2200 K E27	No	No	No	No	SINGLE_VALUE
VINTAGE 1906 EDISON DIM 37 4.8 W/2200 K E27	No	No	No	No	SINGLE_VALUE
VINTAGE 1906 G95-SHAPE 95 DIM 37 4.8 W/2200 K E27	No	No	No	No	SINGLE_VALUE
VINTAGE 1906 GLOBE 125 DIM 37 4.8 W/2200 K E27	No	No	No	No	SINGLE_VALUE
VINTAGE 1906 TUBULAR DIM 40 4.8 W/2200 K E27	No	No	No	No	SINGLE_VALUE
1906 LED Big Globe DIM 5 W/1800 K E27					
1906 LED CLAS Big Grape DIM 5 W/1800 K E27					
1906 LED CLAS Big Grape DIM 5 W/2000 K E27					
VINTAGE 1906 GLOBE 80 DIM 40 5.8 W/2200 K E27	No	No	No	No	SINGLE_VALUE
VINTAGE 1906 GLOBE 125 DIM 40 5.8 W/2200 K E27	No	No	No	No	SINGLE_VALUE
VINTAGE 1906 EDISON DIM 40 5.8 W/2200 K E27	No	No	No	No	SINGLE_VALUE
VINTAGE 1906 GLOBE 95 DIM 40 5.8 W/2200 K E27	No	No	No	No	SINGLE_VALUE
1906 LED GLOBE DIM 51 6.5 W/2400 K E27					

Product description	Color-tuneable light source	Envelope	High luminance light source	Anti-glare shield	Correlated colour temperature type
1906 LED GLOBE DIM 51 6.5 W/2400 K E27					
Vintage 1906 DIM GLOBE 55 6.5 W/2400 K E27	No	No	No	No	SINGLE_VALUE
Vintage 1906 DIM EDISON 55 6.5 W/2400 K E27	No	No	No	No	SINGLE_VALUE
VINTAGE 1906 GLOBE 95 DIM 55 6.5 W/2400 K E27	No	No	No	No	SINGLE_VALUE
VINTAGE 1906 GLOBE95 DIM 30 7.8 W/1800 K E27	No	No	No	No	SINGLE_VALUE
VINTAGE 1906 EDISON DIM 30 7.8 W/1800 K E27	No	No	No	No	SINGLE_VALUE
VINTAGE 1906 GLOBE80 DIM 30 7.8 W/1800 K E27	No	No	No	No	SINGLE_VALUE
VINTAGE 1906 GLOBE 125 DIM 30 7.8 W/1800 K E27	No	No	No	No	SINGLE_VALUE
VINTAGE 1906 GLOBE 125 DIM 48 7 W/2200 K E27	No	No	No	No	SINGLE_VALUE
VINTAGE 1906 GLOBE 80 DIM 48 7 W/2200 K E27	No	No	No	No	SINGLE_VALUE
VINTAGE 1906 EDISON DIM 48 7 W/2200 K E27	No	No	No	No	SINGLE_VALUE
VINTAGE 1906 GLOBE 95 DIM 48 7 W/2200 K E27	No	No	No	No	SINGLE_VALUE
1906 LED GLOBE DIM 7 W/2500 K E27					
1906 LEDISON DIM 7 W/2500 K E27					
Product description	Claim of equivalent power	Length	Height	Width	Chromaticity coordinate x
VINTAGE 1906 CLASSIC P 25 3.4 W/2200 K E14	Yes	78.00 mm	45.00 mm	45.00 mm	0,502
VINTAGE 1906 CLASSIC B 25 3.4 W/2200 K E14	Yes	97.00 mm	35.00 mm	35.00 mm	0,502
VINTAGE 1906 BALLON BLUE DIM 10 4.5 W/1600 K E27	Yes	270.00 mm	170.00 mm	170.00 mm	0,53
VINTAGE 1906 NEST DIM 10 4.8 W/1800 K E27	Yes	405.00 mm	200.00 mm	200.00 mm	0,552
VINTAGE 1906 CLA 125 DIM 15 4 W/1800 K E27	Yes	283.00 mm	125.00 mm	125.00 mm	0,549
VINTAGE 1906 AW188 DIM 15 4 W/1800 K E27	Yes	400.00 mm	193.00 mm	193.00 mm	0,549

Product description	Claim of equivalent power	Length	Height	Width	Chromaticity coordinate x
VINTAGE 1906 GLOBE 140 DIM 15 4.5 W/1600 K E27	Yes	200.00 mm	140.00 mm	140.00 mm	0,530
VINTAGE 1906 ET165 DIM 15 4.5 W/1700 K E27	Yes	270.00 mm	165.00 mm	165.00 mm	0,530
Vintage 1906 DIM BIG GRAPE 16 4 W/1800 K E27	Yes	287.00 mm	160.00 mm	160.00 mm	0,549
VINTAGE 1906 GLOBE200 DIM 16 4.8 W/1800 K E27	Yes	295.00 mm	200.00 mm	200.00 mm	0,552
Vintage 1906 DIM Big Globe 16 4 W/1800 K E27	Yes	287.00 mm	200.00 mm	200.00 mm	0,549
VINTAGE 1906 ET124 GREEN DIM 18 4.5 W/1600 K E27	Yes	176.00 mm	125.00 mm	125.00 mm	0,53
VINTAGE 1906 BALLON PINK DIM 15 4.5 W/1600 K E27	Yes	270.00 mm	170.00 mm	170.00 mm	0,530
Vintage 1906DIM Big Globe 28 4 W/2000 K E27	Yes	287.00 mm	200.00 mm	200.00 mm	0,527
Vintage 1906 DIM BIG GRAPE 28 4 W/2000 K E27	Yes	287.00 mm	160.00 mm	160.00 mm	0,527
Vintage 1906 DIM GLOBE 28 4 W/2000 K E27	Yes	168.00 mm	124.00 mm	124.00 mm	0,527
Vintage 1906 DIM EDISON 28 4 W/2000 K E27	Yes	143.00 mm	64.00 mm	64.00 mm	0,527
VINTAGE 1906 MINI EDISON ST45 DIM 33 4.8 W/2200 K E27	Yes	88.00 mm	45.00 mm	45.00 mm	0,502
VINTAGE 1906 NEST DIM 33 4.8 W/2200 K E27	Yes	405.00 mm	200.00 mm	200.00 mm	0,502
VINTAGE 1906 GLOBE200 DIM 33 4.8 W/2200 K E27	Yes	295.00 mm	200.00 mm	200.00 mm	0,502
VINTAAE 1906 CLASSIC A DIM 35 4.8 W/2200 K E27	Yes	105.00 mm	60.00 mm	60.00 mm	0,502
1906 LED TUBE DIM 35 4.5 W/2400 K E27		204.00 mm	29.00 mm	29.00 mm	
VINTAGE 1906 BALLON DIM 30 4.8 W/2700 K E27	Yes	270.00 mm	170.00 mm	170.00 mm	0,463
VINTAGE 1906 GLOBE 80 DIM 37 4.8 W/2200 K E27	Yes	120.00 mm	80.00 mm	80.00 mm	0,502
VINTAGE 1906 EDISON DIM 37 4.8 W/2200 K E27	Yes	140.00 mm	64.00 mm	64.00 mm	0,502
VINTAGE 1906 G95-SHAPE 95 DIM 37 4.8 W/2200 K E27	Yes	138.00 mm	95.00 mm	95.00 mm	0,502
VINTAGE 1906 GLOBE 125 DIM 37 4.8 W/2200 K E27	Yes	173.00 mm	124.00 mm	124.00 mm	0,502

Product description	Claim of equivalent power	Length	Height	Width	Chromaticity coordinate x
VINTAGE 1906 TUBULAR DIM 40 4.8 W/2200 K E27	Yes	165.00 mm	32.00 mm	32.00 mm	0,502
1906 LED Big Globe DIM 5 W/1800 K E27		283.00 mm	200.00 mm	200.00 mm	
1906 LED CLAS Big Grape DIM 5 W/1800 K E27		290.00 mm	160.00 mm	160.00 mm	
1906 LED CLAS Big Grape DIM 5 W/2000 K E27		290.00 mm	160.00 mm	160.00 mm	
VINTAGE 1906 GLOBE 80 DIM 40 5.8 W/2200 K E27	Yes	120.00 mm	80.00 mm	80.00 mm	0,502
VINTAGE 1906 GLOBE 125 DIM 40 5.8 W/2200 K E27	Yes	173.00 mm	124.00 mm	124.00 mm	0,502
VINTAGE 1906 EDISON DIM 40 5.8 W/2200 K E27	Yes	140.00 mm	64.00 mm	64.00 mm	0,502
VINTAGE 1906 GLOBE 95 DIM 40 5.8 W/2200 K E27	Yes	138.00 mm	95.00 mm	95.00 mm	0,502
1906 LED GLOBE DIM 51 6.5 W/2400 K E27		173.00 mm	125.00 mm	125.00 mm	
1906 LED GLOBE DIM 51 6.5 W/2400 K E27		173.00 mm	125.00 mm	125.00 mm	
Vintage 1906 DIM GLOBE 55 6.5 W/2400 K E27	Yes	168.00 mm	124.00 mm	124.00 mm	0,494
Vintage 1906 DIM EDISON 55 6.5 W/2400 K E27	Yes	143.00 mm	64.00 mm	64.00 mm	0,494
VINTAGE 1906 GLOBE 95 DIM 55 6.5 W/2400 K E27	Yes	135.00 mm	95.00 mm	95.00 mm	0,494
VINTAGE 1906 GLOBE95 DIM 30 7.8 W/1800 K E27	Yes	138.00 mm	95.00 mm	95.00 mm	0,502
VINTAGE 1906 EDISON DIM 30 7.8 W/1800 K E27	Yes	140.00 mm	64.00 mm	64.00 mm	0,502
VINTAGE 1906 GLOBE80 DIM 30 7.8 W/1800 K E27	Yes	120.00 mm	80.00 mm	80.00 mm	0,502
VINTAGE 1906 GLOBE 125 DIM 30 7.8 W/1800 K E27	Yes	173.00 mm	124.00 mm	124.00 mm	0,502
VINTAGE 1906 GLOBE 125 DIM 48 7 W/2200 K E27	Yes	173.00 mm	124.00 mm	124.00 mm	0,502
VINTAGE 1906 GLOBE 80 DIM 48 7 W/2200 K E27	Yes	120.00 mm	80.00 mm	80.00 mm	0,502
VINTAGE 1906 EDISON DIM 48 7 W/2200 K E27	Yes	140.00 mm	64.00 mm	64.00 mm	0,502
VINTAGE 1906 GLOBE 95 DIM 48 7 W/2200 K E27	Yes	138.00 mm	95.00 mm	95.00 mm	0,502

Product description	Claim of equivalent power	Length	Height	Width	Chromaticity coordinate x
1906 LED GLOBE DIM 7 W/2500 K E27		173.00 mm	125.00 mm	125.00 mm	
1906 LEDISON DIM 7 W/2500 K E27		145.00 mm	64.00 mm	64.00 mm	

Product description	Chromaticity coordinate y	Beam angle	Survival factor	LED light source replaces a fluorescent light source	EPREL ID
VINTAGE 1906 CLASSIC P 25 3.4 W/2200 K E14	0,415	SPHERE_360	0,90	not applicable	1212443
VINTAGE 1906 CLASSIC B 25 3.4 W/2200 K E14	0,415	SPHERE_360	0,90	not applicable	1212442
VINTAGE 1906 BALLON BLUE DIM 10 4.5 W/1600 K E27		SPHERE_360	0,90	not applicable	1212461
VINTAGE 1906 NEST DIM 10 4.8 W/1800 K E27	0,408	SPHERE_360	0,90	not applicable	1213088
VINTAGE 1906 CLA 125 DIM 15 4 W/1800 K E27	0,408	SPHERE_360	0,90	not applicable	1212465
VINTAGE 1906 AW188 DIM 15 4 W/1800 K E27	0,408	SPHERE_360	0,90	not applicable	1212464
VINTAGE 1906 GLOBE 140 DIM 15 4.5 W/1600 K E27		SPHERE_360	0,90	not applicable	1212436
VINTAGE 1906 ET165 DIM 15 4.5 W/1700 K E27		SPHERE_360	0,90	not applicable	1212463
Vintage 1906 DIM BIG GRAPE 16 4 W/1800 K E27	0.408	SPHERE_360	0.90	not applicable	523255
VINTAGE 1906 GLOBE200 DIM 16 4.8 W/1800 K E27	0,408	SPHERE_360	0,90	not applicable	1212438
Vintage 1906 DIM Big Globe 16 4 W/1800 K E27	0.408	SPHERE_360	0.90	not applicable	523257
VINTAGE 1906 ET124 GREEN DIM 18 4.5 W/1600 K E27		SPHERE_360	0,90	not applicable	1212460
VINTAGE 1906 BALLON PINK DIM 15 4.5 W/1600 K E27		SPHERE_360	0,90	not applicable	1212462
Vintage 1906DIM Big Globe 28 4 W/2000 K E27	0.413	SPHERE_360	0.90	not applicable	523256
Vintage 1906 DIM BIG GRAPE 28 4 W/2000 K E27	0.413	SPHERE_360	0.90	not applicable	523254
Vintage 1906 DIM GLOBE 28 4 W/2000 K E27	0.413	SPHERE_360		not applicable	523253
Vintage 1906 DIM EDISON 28 4 W/2000 K E27	0.413	SPHERE_360	0.90	not applicable	523251
VINTAGE 1906 MINI EDISON ST45 DIM 33 4.8 W/2200 K E27	0,415	SPHERE_360	0,90	not applicable	1213090

Product description	Chromaticity coordinate y	Beam angle	Survival factor	LED light source replaces a fluorescent light source	EPREL ID
VINTAGE 1906 NEST DIM 33 4.8 W/2200 K E27	0,415	SPHERE_360	0,90	not applicable	1213089
VINTAGE 1906 GLOBE200 DIM 33 4.8 W/2200 K E27	0,415	SPHERE_360	0,90	not applicable	1212456
VINTAAE 1906 CLASSIC A DIM 35 4.8 W/2200 K E27	0,415	SPHERE_360	0,90	not applicable	1212444
1906 LED TUBE DIM 35 4.5 W/2400 K E27					
VINTAGE 1906 BALLON DIM 30 4.8 W/2700 K E27	0,420	SPHERE_360	0,90	not applicable	1213087
VINTAGE 1906 GLOBE 80 DIM 37 4.8 W/2200 K E27	0,415	SPHERE_360	0,90	not applicable	1212450
VINTAGE 1906 EDISON DIM 37 4.8 W/2200 K E27	0,415	SPHERE_360	0,90	not applicable	1212445
VINTAGE 1906 G95-SHAPE 95 DIM 37 4.8 W/2200 K E27	0,415	SPHERE_360	0,90	not applicable	1212452
VINTAGE 1906 GLOBE 125 DIM 37 4.8 W/2200 K E27	0,415	SPHERE_360	0,90	not applicable	1212454
VINTAGE 1906 TUBULAR DIM 40 4.8 W/2200 K E27	0,415	SPHERE_360	0,90	not applicable	1212449
1906 LED Big Globe DIM 5 W/1800 K E27					
1906 LED CLAS Big Grape DIM 5 W/1800 K E27					
1906 LED CLAS Big Grape DIM 5 W/2000 K E27					
VINTAGE 1906 GLOBE 80 DIM 40 5.8 W/2200 K E27	0,415	SPHERE_360	0,90	not applicable	1212457
VINTAGE 1906 GLOBE 125 DIM 40 5.8 W/2200 K E27	0,415	SPHERE_360	0,90	not applicable	1213085
VINTAGE 1906 EDISON DIM 40 5.8 W/2200 K E27	0,415	SPHERE_360	0,90	not applicable	1212447
VINTAGE 1906 GLOBE 95 DIM 40 5.8 W/2200 K E27	0,415	SPHERE_360	0,90	not applicable	1212459
1906 LED GLOBE DIM 51 6.5 W/2400 K E27					
1906 LED GLOBE DIM 51 6.5 W/2400 K E27					
Vintage 1906 DIM GLOBE 55 6.5 W/2400 K E27	0,424	SPHERE_360	0,90	not applicable	523094
Vintage 1906 DIM EDISON 55 6.5 W/2400 K E27	0,424	SPHERE_360	0,90	not applicable	

Product description	Chromaticity coordinate y	Beam angle	Survival factor	LED light source replaces a fluorescent light source	EPREL ID
VINTAGE 1906 GLOBE 95 DIM 55 6.5 W/2400 K E27	0,424	SPHERE_360	0,90	not applicable	1191487
VINTAGE 1906 GLOBE95 DIM 30 7.8 W/1800 K E27	0,415	SPHERE_360	0,90	not applicable	1213083
VINTAGE 1906 EDISON DIM 30 7.8 W/1800 K E27	0,415	SPHERE_360	0,90	not applicable	1213080
VINTAGE 1906 GLOBE80 DIM 30 7.8 W/1800 K E27	0,415	SPHERE_360	0,90	not applicable	1213082
VINTAGE 1906 GLOBE 125 DIM 30 7.8 W/1800 K E27	0,415	SPHERE_360	0,90	not applicable	1212437
VINTAGE 1906 GLOBE 125 DIM 48 7 W/2200 K E27	0,415	SPHERE_360	0,90	not applicable	1212455
VINTAGE 1906 GLOBE 80 DIM 48 7 W/2200 K E27	0,415	SPHERE_360	0,90	not applicable	1212451
VINTAGE 1906 EDISON DIM 48 7 W/2200 K E27	0,415	SPHERE_360	0,90	not applicable	1212446
VINTAGE 1906 GLOBE 95 DIM 48 7 W/2200 K E27	0,415	SPHERE_360	0,90	not applicable	1212453
1906 LED GLOBE DIM 7 W/2500 K E27					
1906 LEDISON DIM 7 W/2500 K E27					
Product description	Model number				
VINTAGE 1906 CLASSIC P 25 3.4 W/2200 K E14	AC41918				
VINTAGE 1906 CLASSIC B 25 3.4 W/2200 K E14	AC41917				
VINTAGE 1906 BALLON BLUE DIM 10 4.5 W/1600 K E27	AC42357				
VINTAGE 1906 NEST DIM 10 4.8 W/1800 K E27	AC41907				
VINTAGE 1906 CLA 125 DIM 15 4 W/1800 K E27	AC42193				
VINTAGE 1906 AW188 DIM 15 4 W/1800 K E27	AC42194				
VINTAGE 1906 GLOBE 140 DIM 15 4.5 W/1600 K E27	AC42355				
VINTAGE 1906 ET165 DIM 15 4.5 W/1700 K E27	AC42359				
Vintage 1906 DIM BIG GRAPE 16 4 W/1800 K E27	AC32343,AC32343				

Product description	Model number
VINTAGE 1906 GLOBE200 DIM 16 4.8 W/1800 K E27	AC41913
Vintage 1906 DIM Big Globe 16 4 W/1800 K E27	AC32342,AC32342
VINTAGE 1906 ET124 GREEN DIM 18 4.5 W/1600 K E27	AC42356
VINTAGE 1906 BALLON PINK DIM 15 4.5 W/1600 K E27	AC42358
Vintage 1906DIM Big Globe 28 4 W/2000 K E27	AC32346,AC32346
Vintage 1906 DIM BIG GRAPE 28 4 W/2000 K E27	AC32347,AC32347
Vintage 1906 DIM GLOBE 28 4 W/2000 K E27	AC32344,AC32344
Vintage 1906 DIM EDISON 28 4 W/2000 K E27	AC32345,AC32345
VINTAGE 1906 MINI EDISON ST45 DIM 33 4.8 W/2200 K E27	AC42392
VINTAGE 1906 NEST DIM 33 4.8 W/2200 K E27	AC41938
VINTAGE 1906 GLOBE200 DIM 33 4.8 W/2200 K E27	AC41931
VINTAAE 1906 CLASSIC A DIM 35 4.8 W/2200 K E27	AC41919
1906 LED TUBE DIM 35 4.5 W/2400 K E27	
VINTAGE 1906 BALLON DIM 30 4.8 W/2700 K E27	AC41939
VINTAGE 1906 GLOBE 80 DIM 37 4.8 W/2200 K E27	AC41925
VINTAGE 1906 EDISON DIM 37 4.8 W/2200 K E27	AC41920
VINTAGE 1906 G95-SHAPE 95 DIM 37 4.8 W/2200 K E27	AC41927
VINTAGE 1906 GLOBE 125 DIM 37 4.8 W/2200 K E27	AC41929
VINTAGE 1906 TUBULAR DIM 40 4.8 W/2200 K E27	AC41924
1906 LED Big Globe DIM 5 W/1800 K E27	
1906 LED CLAS Big Grape DIM 5 W/1800 K E27	

Product description	Model number
1906 LED CLAS Big Grape DIM 5 W/2000 K E27	
VINTAGE 1906 GLOBE 80 DIM 40 5.8 W/2200 K E27	AC41932
VINTAGE 1906 GLOBE 125 DIM 40 5.8 W/2200 K E27	AC41936
VINTAGE 1906 EDISON DIM 40 5.8 W/2200 K E27	AC41922
VINTAGE 1906 GLOBE 95 DIM 40 5.8 W/2200 K E27	AC41934
1906 LED GLOBE DIM 51 6.5 W/2400 K E27	
1906 LED GLOBE DIM 51 6.5 W/2400 K E27	
Vintage 1906 DIM GLOBE 55 6.5 W/2400 K E27	AC32294,AC32294
Vintage 1906 DIM EDISON 55 6.5 W/2400 K E27	
VINTAGE 1906 GLOBE 95 DIM 55 6.5 W/2400 K E27	AC41948
VINTAGE 1906 GLOBE95 DIM 30 7.8 W/1800 K E27	AC41911
VINTAGE 1906 EDISON DIM 30 7.8 W/1800 K E27	AC41908
VINTAGE 1906 GLOBE80 DIM 30 7.8 W/1800 K E27	AC41910
VINTAGE 1906 GLOBE 125 DIM 30 7.8 W/1800 K E27	AC41912
VINTAGE 1906 GLOBE 125 DIM 48 7 W/2200 K E27	AC41930
VINTAGE 1906 GLOBE 80 DIM 48 7 W/2200 K E27	AC41926
VINTAGE 1906 EDISON DIM 48 7 W/2200 K E27	AC41921
VINTAGE 1906 GLOBE 95 DIM 48 7 W/2200 K E27	AC41928
1906 LED GLOBE DIM 7 W/2500 K E27	
1906 LEDISON DIM 7 W/2500 K E27	

APPLICATION ADVICE

For more detailed application information and graphics please see product datasheet.

SALES AND TECHNICAL SUPPORT






Sales and Technical Support www.ledvance.com

COUNTRY SPECIFIC INFORMATION









Product description	Product code	METEL-Code	SEG number	STK number	UK Org
VINTAGE 1906 CLASSIC P 25 3.4 W/2200 K E14	4058075761438	-	-	-	-
VINTAGE 1906 CLASSIC B 25 3.4 W/2200 K E14	4058075761414	-	-	-	-
VINTAGE 1906 BALLON BLUE DIM 10 4.5 W/1600 K E27	4058075761872	-	-	-	-
VINTAGE 1906 NEST DIM 10 4.8 W/1800 K E27	4058075761056	-	-	-	-
VINTAGE 1906 CLA 125 DIM 15 4 W/1800 K E27	4058075761032	-	-	-	-
VINTAGE 1906 AW188 DIM 15 4 W/1800 K E27	4058075761018	-	-	-	-
VINTAGE 1906 GLOBE 140 DIM 15 4.5 W/1600 K E27	4058075760974	-	-	-	-
VINTAGE 1906 ET165 DIM 15 4.5 W/1700 K E27	4058075760998	-	-	-	-
Vintage 1906 DIM BIG GRAPE 16 4 W/1800 K E27	4058075270022	-	8294919	4731362	-
VINTAGE 1906 GLOBE200 DIM 16 4.8 W/1800 K E27	4058075761278	-	-	-	-
Vintage 1906 DIM Big Globe 16 4 W/1800 K E27	4058075270046	-	8294918	4731361	-
VINTAGE 1906 ET124 GREEN DIM 18 4.5 W/1600 K E27	4058075761858	-	-	-	-
VINTAGE 1906 BALLON PINK DIM 15 4.5 W/1600 K E27	4058075761896	-	-	-	-
Vintage 1906DIM Big Globe 28 4 W/2000 K E27	4058075269729	-	8294916	4731359	-
Vintage 1906 DIM BIG GRAPE 28 4 W/2000 K E27	4058075269705	-	8294917	4731360	-
Vintage 1906 DIM GLOBE 28 4 W/2000 K E27	4058075270008	-	8294914	4731357	-
Vintage 1906 DIM EDISON 28 4 W/2000 K E27	4058075269965	-	8294915	4731358	-
VINTAGE 1906 MINI EDISON ST45 DIM 33 4.8 W/2200 K E27	4058075779945	-	-	-	-
VINTAGE 1906 NEST DIM 33 4.8 W/2200 K E27	4058075761834	-	-	-	-
VINTAGE 1906 GLOBE200 DIM 33 4.8 W/2200 K E27	4058075761698	-	-	-	-
VINTAAE 1906 CLASSIC A DIM 35 4.8 W/2200 K E27	4058075761452	-	-	-	-
1906 LED TUBE DIM 35 4.5 W/2400 K E27	4058075114449	-	8294127	-	-
VINTAGE 1906 BALLON DIM 30 4.8 W/2700 K E27	4058075761919	-	-	-	-
VINTAGE 1906 GLOBE 80 DIM 37 4.8 W/2200 K E27	4058075761575	-	-	-	-
VINTAGE 1906 EDISON DIM 37 4.8 W/2200 K E27	4058075761476	-	-	-	-
VINTAGE 1906 G95-SHAPE 95 DIM 37 4.8 W/2200 K E27	4058075761612	-	-	-	-
VINTAGE 1906 GLOBE 125 DIM 37 4.8 W/2200 K E27	4058075761650	-	-	-	-
VINTAGE 1906 TUBULAR DIM 40 4.8 W/2200 K E27	4058075761551	-	-	-	-

Product description	Product code	METEL-Code	SEG number	STK number	UK Org
1906 LED Big Globe DIM 5 W/1800 K E27	4058075496699	-	-	-	-
1906 LED CLAS Big Grape DIM 5 W/1800 K E27	4058075496736	-	-	-	-
1906 LED CLAS Big Grape DIM 5 W/2000 K E27	4058075496750	-	-	-	-
VINTAGE 1906 GLOBE 80 DIM 40 5.8 W/2200 K E27	4058075761711	-	-	-	-
VINTAGE 1906 GLOBE 125 DIM 40 5.8 W/2200 K E27	4058075761797	-	-	-	-
VINTAGE 1906 EDISON DIM 40 5.8 W/2200 K E27	4058075761513	-	-	-	-
VINTAGE 1906 GLOBE 95 DIM 40 5.8 W/2200 K E27	4058075761759	-	-	-	-
1906 LED GLOBE DIM 51 6.5 W/2400 K E27	4058075176812	-	-	-	-
1906 LED GLOBE DIM 51 6.5 W/2400 K E27	4058075066090	-	-	-	-
Vintage 1906 DIM GLOBE 55 6.5 W/2400 K E27	4058075808997	-	8293092	4730905	-
Vintage 1906 DIM EDISON 55 6.5 W/2400 K E27	MP_4052899972360	-	8296050	4730733	-
VINTAGE 1906 GLOBE 95 DIM 55 6.5 W/2400 K E27	4058075754737	-	-	-	-
VINTAGE 1906 GLOBE95 DIM 30 7.8 W/1800 K E27	4058075761216	-	-	-	-
VINTAGE 1906 EDISON DIM 30 7.8 W/1800 K E27	4058075761094	-	-	-	-
VINTAGE 1906 GLOBE80 DIM 30 7.8 W/1800 K E27	4058075761179	-	-	-	-
VINTAGE 1906 GLOBE 125 DIM 30 7.8 W/1800 K E27	4058075761254	-	-	-	-
VINTAGE 1906 GLOBE 125 DIM 48 7 W/2200 K E27	4058075761674	-	-	-	-
VINTAGE 1906 GLOBE 80 DIM 48 7 W/2200 K E27	4058075761599	-	-	-	-
VINTAGE 1906 EDISON DIM 48 7 W/2200 K E27	4058075761490	-	-	-	-
VINTAGE 1906 GLOBE 95 DIM 48 7 W/2200 K E27	4058075761636	-	-	-	-
1906 LED GLOBE DIM 7 W/2500 K E27	4058075496521	-	-	-	-
1906 LEDISON DIM 7 W/2500 K E27	4058075496545	-	-	-	-

DOWNLOAD DATA

DOWNLOAD DATA	
	PRODUCT DATASHEET 1906 LED CLAS Big Grape DIM 12 5 W 1800K E27
	Declarations of conformity EC Declaration of Conformity LED Classic A lamp
	Declarations of conformity EC Declaration of Conformity LED Classic G lamp
	PRODUCT DATASHEET 1906 LED Big Globe DIM 28 5 W 2000K E27
	PRODUCT DATASHEET 1906 LED CLAS Big Grape DIM 28 5 W 2000K E27

DOWNLOAD DATA

	PRODUCT DATASHEET 1906 LED GLOBE DIM 25 4.5 W 2000K E27
	PRODUCT DATASHEET 1906 LEDISON DIM 25 4.5 W 2000K E27
	Declarations of conformity EC Declaration of Conformity LED Classic G lamp
	Declarations of conformity EC Declaration of Conformity LED Classic A lamp
	PRODUCT DATASHEET 1906 LED GLOBE DIM 55 7 W 2500K E27
	PRODUCT DATASHEET 1906 LEDISON DIM 55 7 W 2500K E27
	Declarations of conformity EC Declaration of Conformity LED Classic A/B/P/Globe Lamp
	IES file (IES) LED 1906 EDISON 7.5W 2500K
	Declarations of conformity EC Declaration of Conformity LED Classic A/B/P/Globe Lamp
	IES file (IES) LED 1906 EDISON 7.5W 2500K

LOGISTICAL DATA

Product code	Packaging unit (Pieces/Unit)	Dimensions (length x width x height)	Gross weight	Volume
4058075761438	Folding box 1	47 mm x 47 mm x 133 mm	24.00 g	0.29 dm ³
4058075761414	Folding box 1	47 mm x 47 mm x 133 mm	24.00 g	0.29 dm ³
4058075761872	Folding box 1	185 mm x 185 mm x 356 mm	413.00 g	12.18 dm ³
4058075761056	Folding box 1	227 mm x 227 mm x 468 mm	743.00 g	24.12 dm ³
4058075761032	Folding box 1	149 mm x 149 mm x 349 mm	635.00 g	7.75 dm ³
4058075761018	Folding box 1	217 mm x 217 mm x 464 mm	684.00 g	21.85 dm ³
4058075760974	Folding box 1	165 mm x 165 mm x 315 mm	330.00 g	8.58 dm ³

Product code	Packaging unit (Pieces/Unit)	Dimensions (length x width x height)	Gross weight	Volume
4058075760998	Folding box 1	185 mm x 185 mm x 356 mm	378.00 g	12.18 dm ³
4058075270022	Folding box 1	185 mm x 185 mm x 356 mm	413.00 g	12.18 dm ³
4058075761278	Folding box 1	225 mm x 225 mm x 356 mm	485.00 g	18.02 dm ³
4058075270046	Folding box 1	225 mm x 225 mm x 356 mm	460.00 g	18.02 dm ³
4058075761858	Folding box 1	140 mm x 140 mm x 236 mm	223.00 g	4.63 dm ³
4058075761896	Folding box 1	185 mm x 185 mm x 356 mm	413.00 g	12.18 dm ³
4058075269729	Folding box 1	225 mm x 225 mm x 356 mm	460.00 g	18.02 dm ³
4058075269705	Folding box 1	185 mm x 185 mm x 356 mm	413.00 g	12.18 dm ³
4058075270008	Folding box 1	140 mm x 140 mm x 236 mm	206.00 g	4.63 dm ³
4058075269965	Folding box 1	87 mm x 87 mm x 191 mm	96.00 g	1.45 dm ³
4058075779945	Folding box 1	61 mm x 61 mm x 144 mm	44.00 g	0.54 dm ³
4058075761834	Folding box 1	227 mm x 227 mm x 468 mm	743.00 g	24.12 dm ³
4058075761698	Folding box 1	225 mm x 225 mm x 356 mm	485.00 g	18.02 dm ³
4058075761452	Folding box 1	61 mm x 61 mm x 144 mm	44.00 g	0.54 dm ³
4058075114449	Folding box 1	87 mm x 87 mm x 247 mm	98.00 g	1.87 dm ³
4058075761919	Folding box 1	185 mm x 185 mm x 356 mm	378.00 g	12.18 dm ³
4058075761575	Folding box 1	111 mm x 111 mm x 165 mm	109.00 g	2.03 dm ³
4058075761476	Folding box 1	87 mm x 87 mm x 191 mm	95.00 g	1.45 dm ³
4058075761612	Folding box 1	111 mm x 111 mm x 191 mm	135.00 g	2.35 dm ³
4058075761650	Folding box 1	140 mm x 140 mm x 236 mm	211.00 g	4.63 dm ³
4058075761551	Folding box 1	50 mm x 50 mm x 195 mm	79.00 g	0.49 dm ³

Product code	Packaging unit (Pieces/Unit)	Dimensions (length x width x height)	Gross weight	Volume
4058075496699	Folding box 1	225 mm x 225 mm x 356 mm	465.00 g	18.02 dm ³
4058075496736	Folding box 1	185 mm x 185 mm x 356 mm	408.00 g	12.18 dm ³
4058075496750	Folding box 1	185 mm x 185 mm x 356 mm	408.00 g	12.18 dm ³
4058075761711	Folding box 1	111 mm x 111 mm x 165 mm	109.00 g	2.03 dm ³
4058075761797	Folding box 1	140 mm x 140 mm x 236 mm	211.00 g	4.63 dm ³
4058075761513	Folding box 1	87 mm x 87 mm x 191 mm	95.00 g	1.45 dm ³
4058075761759	Folding box 1	111 mm x 111 mm x 191 mm	135.00 g	2.35 dm ³
4058075176812	Folding box 1	140 mm x 140 mm x 213 mm	201.00 g	4.17 dm ³
4058075066090	Folding box 1	140 mm x 140 mm x 213 mm	201.00 g	4.17 dm ³
4058075808997	Folding box 1	140 mm x 140 mm x 236 mm	211.00 g	4.63 dm ³
4058075754737	Folding box 2	102 mm x 198 mm x 153 mm	124.00 g	3.09 dm ³
4058075761216	Folding box 1	111 mm x 111 mm x 191 mm	135.00 g	2.35 dm ³
4058075761094	Folding box 1	87 mm x 87 mm x 191 mm	95.00 g	1.45 dm ³
4058075761179	Folding box 1	111 mm x 111 mm x 165 mm	109.00 g	2.03 dm ³
4058075761254	Folding box 1	140 mm x 140 mm x 236 mm	211.00 g	4.63 dm ³
4058075761674	Folding box 1	140 mm x 140 mm x 236 mm	211.00 g	4.63 dm ³
4058075761599	Folding box 1	111 mm x 111 mm x 165 mm	109.00 g	2.03 dm ³
4058075761490	Folding box 1	87 mm x 87 mm x 191 mm	95.00 g	1.45 dm ³
4058075761636	Folding box 1	111 mm x 111 mm x 191 mm	135.00 g	2.35 dm ³
4058075496521	Folding box 1	140 mm x 140 mm x 236 mm	209.00 g	4.63 dm ³
4058075496545	Folding box 1	87 mm x 87 mm x 191 mm	97.00 g	1.45 dm ³

The mentioned product code describes the smallest quantity unit which can be ordered. One shipping unit can contain one or more single products. When placing an order, for the quantity please enter single or multiples of a shipping unit.

DISCLAIMER

Subject to change without notice. Errors and omission excepted. Always make sure to use the most recent release.