





1	General information	Supplier's name or trade mark	INSPIRE
2		Supplier's address	ADEO Services, 135 rue Sadi Carnot - CS0001, 59790 RONCHIN
3		Model Identifier - Luminaire Supplier reference	5197004125-EU
4		Light sources maker model	5197004125M

Instructions on how to remove lighting control parts and/or non-lighting parts, if any, or how to switch them off or minimise their power consumption during light source testing

	Explanation of the step	Pictures	Tools
Step 1	Use a Phillips screwdriver to unscrew the screws and remove the lamp cover and PC cover		Screwdriver - Crosshead
Step 2	Remove the inner translucent cover		Screwdriver - Crosshead
Step 3	Loosen the screws on the terminal and remove the wires		Screwdriver - Flatblade
Step 4	LED module		
Step 5			
Step 6			
Step 7			
Step 8			
Step 9			
Step 10			