






1	General information	Supplier's name or trade mark	INSPIRE
2		Supplier's address	ADEO Services, 135 rue Sadi Carnot - CS0001, 59790 RONCHIN
3		Model Identifier - Luminaire Supplier reference	7700825012
4		Light sources maker model	7700825012M

Instructions on how to remove lighting control parts and/or non-lighting parts, if any, or how to switch them off or minimise their power consumption during light source testing

	Explanation of the step	Pictures	Tools
Step 1	Remove the buried barrel, Take out the whole lamp		Allen hex key
Step 2	Remove the six screws on the back of the panel		Screwdriver - Crosshead
Step 3	remove the six socket head cap screws at the bottom of the lamp body. Unplug the wire		Allen hex key Screwdriver - Crosshead
Step 4	unscrew the four screws that secure the lamp board and the driver board		Screwdriver - Crosshead
Step 5	module		
Step 6			
Step 7			
Step 8			