


1	General information	Supplier's name or trade mark	ADEO Services		
2		Supplier's address	ADEO Services, 135 rue Sadi Carnot - CS00001, 59790 RONCHIN		
3		Model Identifier - Luminaire Supplier reference	T071-S225K1-NN2		
4		Light sources maker model	T071-C225K1-WN2-LS		
5		Date of placement on the market	17/11/2022		
6	Type of light source:	Lighting technology used:	LED		
7		Light source cap type (or other electric interface)	/		
8		Non-directional (NDLS) or directional (DLS):	NDLS		
9		Mains (MLS) or non-mains (NMLS):	NMLS		
10		Connected light source (CLS):	no		
11		Colour-tuneable light source:	no		
12		Envelope:	no		
13		High luminance light source:	no		
14		Anti-glare shield:	no		
15		Dimmable:	only with specific dimmers		
16	General product parameters:	Energy consumption in on-mode (kWh/1000 h)	15	KWh/1000h	
17		Energy efficiency class	D		
18		Useful luminous flux (Φ_{use}), indicating if it refers to the flux in a sphere (360°), in a wide cone (120°) or in a narrow cone (90°),	2500lm	360	
19		Correlated colour type	steps		
20		Correlated colour temperature, rounded to the nearest 100 K, or the range of correlated colour temperatures, rounded to the nearest 100 K,	2700/4000	K	
21		On-mode power (P_{on}), expressed in W and rounded to the first decimal	14.5	W	
22		Standby power (P_{sb}), expressed in W and rounded to the second decimal	0.00	W	
23		Networked standby power (P_{net}) for CLS, expressed in W and rounded to the second decimal	0.00	W	
24		Colour rendering index, rounded to the nearest integer, or the range of CRI-values that can be set	80		
25		Outer dimensions without separate control gear, lighting control parts and nonlighting control parts, if any (millimetre)			
26		Height (mm)	228.00	mm	
27		Width (mm)	228.00	mm	
28		Depth (mm)	20.00	mm	
29		Spectral power distribution in the range 250 nm to 800 nm, at full-load (insert picture of the spectral power distribution + name of picture+extension (.jpeg))	 T071-S225K1-NN2-spectral power distribution.jpg		
30		Claim of equivalent power	yes		
31	If yes, equivalent power (W)	152	W		
32	Chromaticity coordinates (x and y)	0.360; 0.360			
33	Parameters for directional light sources:	Peak luminous intensity (cd)	cd		
34		Beam angle in degrees (no decimal), or the range of beam angles that can be set	Degrees		
35	Parameters for LED and OLED light sources:	R9 colour rendering index value	0		
36		Survival factor rounded to the second decimal ($>0.xx$)	0.90		
37		Lumen maintenance factor rounded to the second decimal ($>0.xx$)	0.96		
38	Parameters for LED and OLED mains lights sources:	displacement factor (cos ϕ_1) rounded to the second decimal			
39		Colour consistency in McAdam ellipses	6.0		
40		Claims that an LED light source replaces a fluorescent light source without integrated ballast of a particular wattage.	-		
41		If yes then replacement claim (W) (no decimal)	W		
42		Flicker metric (Pst LM) rounded to the first decimal			
43	Stroboscopic effect metric (SVM) rounded to the first decimal				
44	Technical documentation name (in case of light source product)	/			
45	Light source removing instruction name (in case of containing product)	T071-S225K1-NN2-LIGHT SOURCE REMOVING INSTRUCTION.pdf			



Creation date (dd/mm/yyyy) :

26/09/2022




LIGHT SOURCE REMOVING INSTRUCTION

Last update date (dd/mm/yyyy) :

26/09/2022

General information	Supplier's name or trade mark	INSPIRE
	Supplier's address	ADEO Services, 135 rue Sadi Carnot - CS00001, 59790 RONCHIN
	Model Identifier - Luminaire Supplier reference	T071-C90K1-WN2;T071-C90K1-NN2;T071-C90K1-BN2;T071-C90K1-WN3;T071-C90K1-NN3;T071-C120K1-WN2;T071-C120K1-NN2;T071-C120K1-BN2;T071-C120K1-WN3;T071-C120K1-NN3;T071-C120K1-BN3;T071-C170K1-WN2;T071-C170K1-NN2;T071-C170K1-BN2;T071-C170K1-WN3;T071-C170K1-NN3;T071-C170K1-BN3;T071-C225K1-WN2;T071-C225K1-NN2;T071-C225K1-BN2;T071-C225K1-WN3;T071-C225K1-NN3;T071-C225K1-BN3;T071-C300K1-WN2;T071-C300K1-NN2;T071-C300K1-BN2;T071-C300K1-WN3;T071-C300K1-NN3;T071-C300K1-BN3;T071-C400K1-WN2;T071-C400K1-NN2;T071-C400K1-BN2;T071-S90K1-WN2;T071-S90K1-NN2;T071-S90K1-BN2;T071-S90K1-WN3;T071-S90K1-NN3;T071-S90K1-BN3;T071-S120K1-WN2;T071-S120K1-NN2;T071-S120K1-BN2;T071-S120K1-WN3;T071-S120K1-NN3;T071-S120K1-BN3;T071-S170K1-WN2;T071-S170K1-NN2;T071-S170K1-BN2;T071-S170K1-WN3;T071-S170K1-NN3;T071-S170K1-BN3;T071-S225K1-WN2;T071-S225K1-NN2;T071-S225K1-BN2;T071-S225K1-WN3;T071-S225K1-NN3;T071-S225K1-BN3;T071-S300K1-WN2;T071-S300K1-NN2;T071-S300K1-BN2;T071-S300K1-WN3;T071-S300K1-NN3;T071-S300K1-BN3
	Light sources maker model	T071-C90K1-WN2-LS;T071-C90K1-WN3-LS;T071-C120K1-WN2-LS;T071-C120K1-WN3-LS;T071-C170K1-WN2-LS;T071-C170K1-WN3-LS;T071-C225K1-WN2-LS;T071-C225K1-WN3-LS;T071-C300K1-WN2-LS;T071-C300K1-WN3-LS;T071-C400K1-WN2-LS;T071-C400K1-WN3-LS

Instructions on how to remove lighting control parts and/or non-lighting parts, if any, or how to switch them off or minimise their power consumption during light source testing

	Explanation of the step	Pictures	Tools
Step 1	Remove mounting ring		screwdriver
Step 2	Remove the lampshade and light guide		by hand
Step 3	Attach the light source to the metal back		by hand

Step 6			
--------	--	--	--