

SMARTDECK PLUS 60X60



DESCRIPTION	
Wooden tile made of Thermowood treated with water based stain with an interlocking plastic base	

DATA & MEASURES	
Dimension	60 x 60 cm (1 mq = 2,78 pcs)
Thickness	2,5 cm
Material of the Base	HDPE
Material of the Surface	Thermowood®

TECHNICAL DATA		
	TEST	VALUE
PEFC certification	Valid	
Slip Resistance *	DIN 51130:2014-02	Class R10


* Definition of the slipperiness according to the classification DIN 51130: 2014-02 (BGR 181: 2003) :values range from R9 (the worst) to R13 (the best). R10 corresponds to an average value of angle higher than 10° and up to 19°.

BENEFITS OF SMARTDECK
Easy to install and to remove thanks to its interlocking plastic base
Eco-Friendly plastic base made of 100% recyclable and recycled plastic
Suitable for all the project surfaces
Antislip
Made of ThermoWood®

BENEFITS OF THERMOWOOD®	
High Dimensional Stability	
High Durability	
Mildew Resistant	
The Thermo Treatment to which ThermoWood® is subjected, is obtained just with heat and steam, without using any chemical substance	
Produced only with PEFC certified wood : the guarantee that our wood comes from areas subjected to strict rules about controlled deforestation	
ThermoWood® is Resin Free	

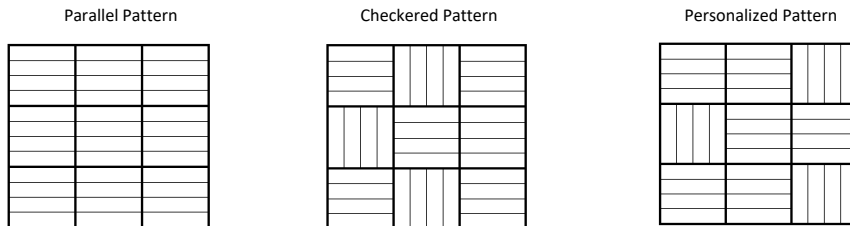
APPLICATION	
USE	Implementation or Restoration of outdoor floorings
IDEAL FOR	Gardens, balconies, terraces, patios, relax areas, walkways, pool side

INSTALLATION

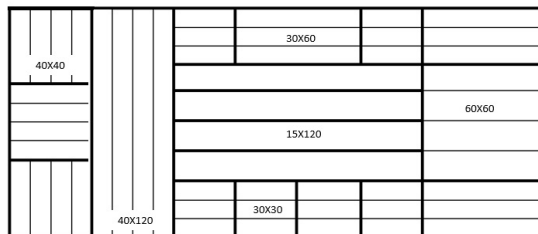


INSTALLATION TYPES

possible combinations with tiles of the same dimensions



Personalized combinations with all the models of Smartdeck Line



The installation is fast and easy. It does not require special tools.

1. Place Smartdeck on a rigid and flat surface.
2. Install the elements exerting moderate pressure. Proceed horizontally in rows starting from left to right and from the top to the bottom.
3. Interlock the tiles following one of the installation patterns in the image here above, until the surface is totally covered.
4. Once the flooring is installed, proceed with the appropriate treatments for the maintenance.

CLEANING AND MAINTAINANCE

CLEANING: We recommend to brush away dust and loose materials from the surface. Wash with water and a soft brush. Pressure washing is not recommended.

MAINTENANCE: The water-base stain treatment to which Smartdeck is submitted, gives to the flooring higher durability certified by the UV-lamp test. In case of need, in order to refresh the color of the flooring, it is necessary to clean the surface from the dust and the loose materials. It is not necessary to sand the surface: the superficial treatment pulverizes so it is necessary only to remove the dust produced. Proceed then with the new treatment following the instructions on the tin of the product.

MORE ABOUT SMARTDECK

- Thermowood is thermo treated to improve the durability and the stability of the wood. However slight bending or small deformation may occur even after the treatment because of the natural properties and the unique features of the wood.
- We recommend not to frame the flooring between walls and leave appropriate spaces for the natural expansion of the elements.

Pontarolo Engineering Spa

Via Clauzetto n° 20 Z.I.P.R. - 33078 San Vito al Tagliamento (PN) - Italy | T. +39 0434 857010 | F. +39 0434 857014 | info@onek.biz | www.onek.biz