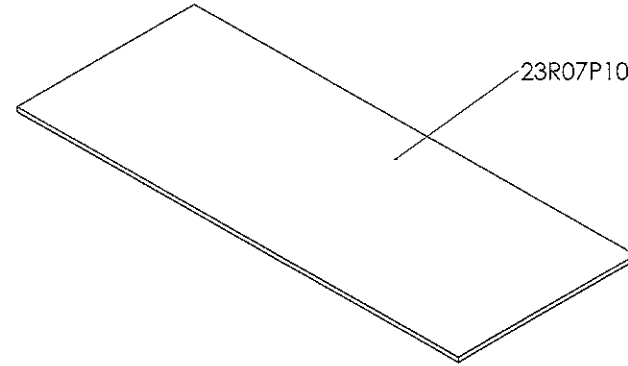
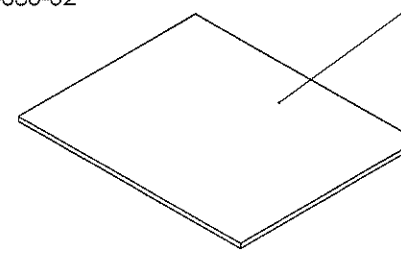
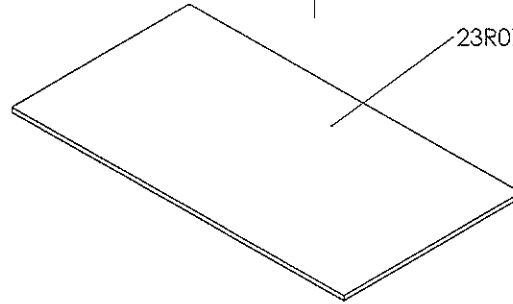
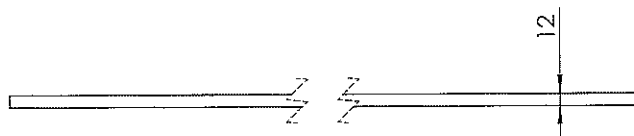
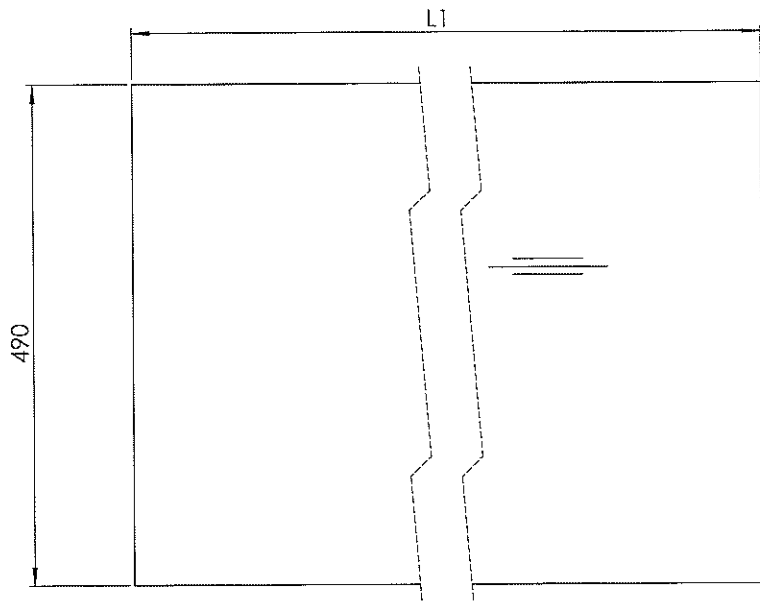
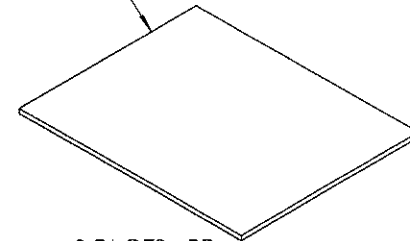


FURNITURE		L1	REF.
WIDTH	DEPTH		
600	480	610	23R07P10-0004-030-01
900		910	23R07P10-0004-030-02
1200		1210	23R07P10-0004-030-03



4 EDGES : PP/ABS
 Thickness : A
 Color of the exterior face
 (See technical specifications)

QPM



2 FACES : PP
 (See technical specifications)

MATERIAL: Panneau Melamine standard		DO NOT SCALE DRAWING	SHEET 1 OF 1
SURFACE: 1226600.00		TITLE: 23R07P10-0004-030 B	
LINEAR TOLERANCE: 01-0001-FURNITURE TOLERANCE		DESCRIPTION: 23R07P10-0004-030-01 23R07P10-0004-030-02 23R07P10-0004-030-03	
WEIGHT: 5193.80 g		This drawing is the exclusive property of ADEO . Any reproduction in part or whole without the written permission of ADEO is prohibited.	
SCALE: 1:10	UNIT: mm	FORMAT: A3	<i>adeo</i>
AUTOZ: C.Dormegnie	CHEKER: C.Dormegnie	DATE: 29/03/2022	