CAPPA	L -0.5
CM. 50	499
CM. 55	549
CM. 60	599
CM.70	699
CM. 80	799
CM. 90	899

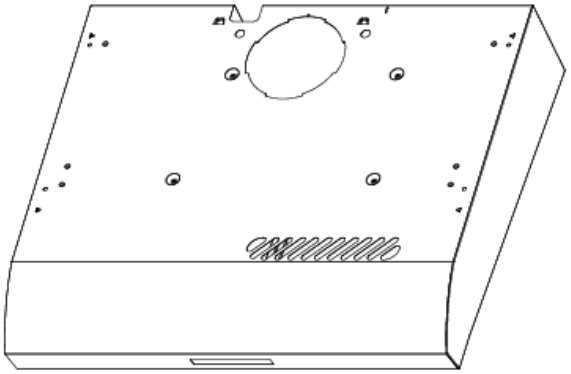

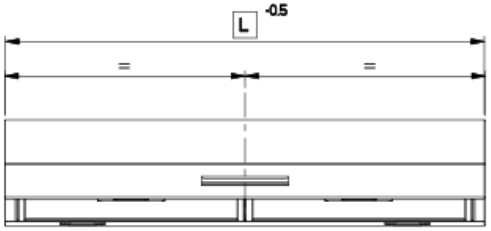

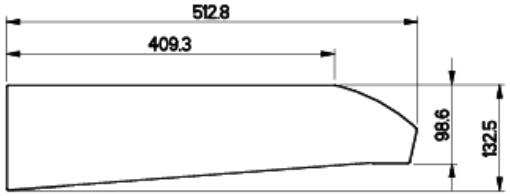

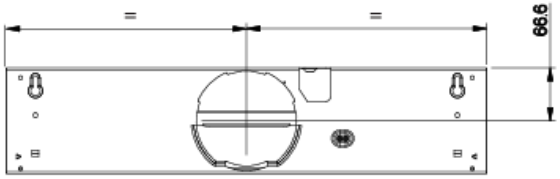

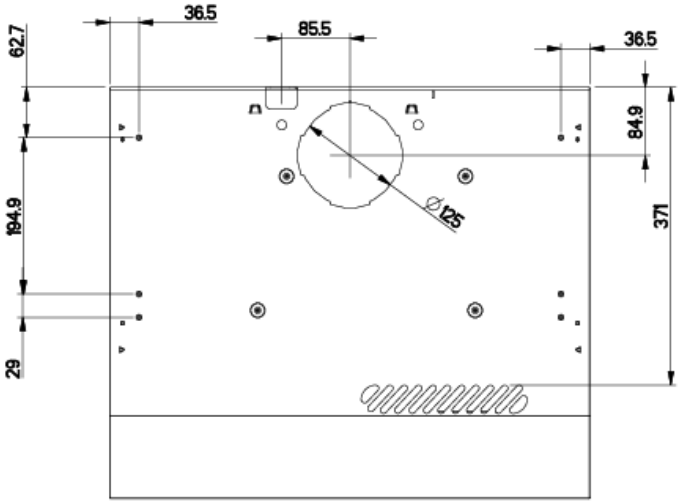

DATA DATE	MODIF. NO MODIF. NO	DESCRIZIONE MODIFICA MODIFICATION DESCRIPTION	DISEGNATO DA DRAWN BY	ESP MOD

Conforme alla Direttiva 2002/95/EC (RoHS)
Compliant with Directive 2002/95/EC (RoHS)

MODELLO / MODEL	MORAN NG	DISEGNO N. / DRAWING NO. DW01725	SCALA / SCALE
PARTICOLARE / DETAIL	ASS CASS MORAN NG	REL. LEVEL / REL. LEVEL	DATA / DATE 26.09.08
AREA / AREA 0	CAP.TEC. / TEC.SPEC.	SPESS. / TCKN 0.0	REVISIONE / REVISION — ITERAZIONE / ITERATION 0 — DISEGNATO DA / DRAWN BY PAMBIANCO GIU

elica www.elica.com

mm

LA RIPRODUZIONE O LA CESSIONE DEL PRESENTE DISEGNO DEVONO ESSERE AUTORIZZATE DALLA "ELICA"
ANY REPRODUCTION OR TRANSFER OF THE PRESENT DRAWING MUST BE AUTHORIZED BY "ELICA"

FORM. A-3

ELABORATO CON SISTEMA CAD
DESIGNED BY CAD SYSTEM

XX QUOTA PRIMARIA
PRIMARY DIMENSION

ANGOLI Angles ±0°30'

QUOTE SENZA TOLLERANZA — TOLLERANCE UNLESS OTHERWISE STATED

LUNGH. E DIAM. / LENGHT AND DIAM.	0-5	>5-10	>10-18	>18-30	>30-50	>50-80	>80-120	>120-180	>180-250	>250-315	>315-400	>400-500	>500
	±0.10	±0.15	±0.20	±0.25	±0.30	±0.35	±0.40	±0.45	±0.50	±0.55	±0.60	±0.65	±0.75