LIGHT SOURCE REMOVING INSTRUCTION

Creation date (dd/mm/yyyy) :	2023/8/10
Last update date (dd/mm/yyyy) :	2023/8/10

1	General information	Supplier's name or trade mark	INSPIRE
2		Supplier's address	ADEO Services, 135 rue Sadi Carnot - CS0001, 59790 RONCHIN
3		Model Identifier - Luminaire Supplier reference	*2128-2PIR-DB*
4		Light sources maker model	*2128-2PIR-4M*

Instructions on how to remove lighting control parts and/or non-lighting parts, if any, or how to switch them off or minimise their power consumption during light source testing

	Explaination of the step	Pictures	Tools
Step 1	The whole product		
Step 2	Cut from the terminal of the strip	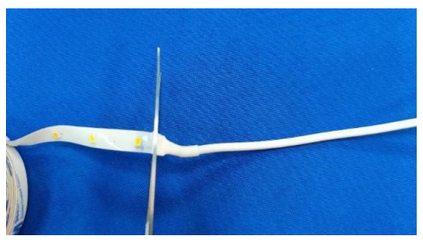	Scissors
Step 3	Cut the 0.5m module with scissors	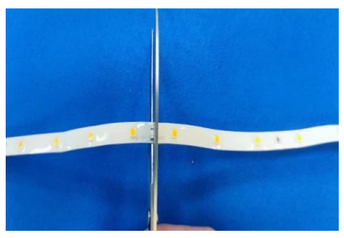	Scissors
Step 4	Peel off the 3M tape on the back of the strip light		
Step 5	The light source		
Step 6	Driver		
Step 7			
Step 8			
Step 9			
Step 10			