





TEST REPORT

**BUREAU
VERITAS**

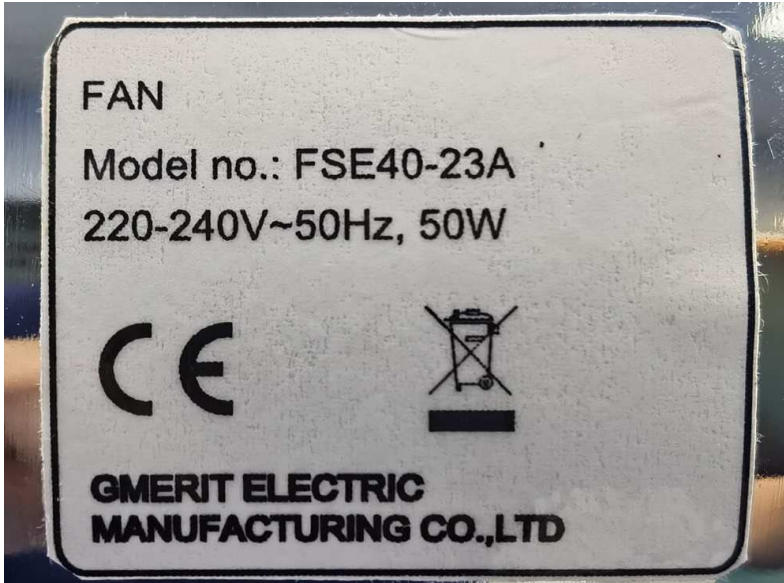
ENERGY EFFICIENCY - ELECTRIC FAN

Report Number:	AAWI-EGZ-P23050147-2
Date of Issue:	18-Jul-2023
Date of Revise:	NONE
Testing Laboratory/Address:	Bureau Veritas Consumer Products Services (Guangzhou) Co., Ltd, Science City Branch Rm.101, G5 Building, South China Advanced Materials Innovation Park, No.31 Kefeng Rd, Guangzhou Science City, Guangzhou, 510663 China
Applicant/Address:	GMERIT ELECTRIC MANUFACTURING CO., LTD. The 7th of No.1, Xinxu North Yi Heng Road, Xichong Village, Lunjiao Street, Shunde District, Foshan City, Guangdong Province, P. R. China
Manufacturing Site/Address:	Same as the applicant
Testing Location/Address:	Foshan shunde guoce testing technology Co.,LTD. No.3 East Desheng Road, Shunde Daliang, Foshan, Guangdong, China
Product:	Fan
Trade Mark:	N/A
Model(s):	FSE40-23A, FD-40M
Model Similarity:	Two models are the same except the model name.
Ratings:	220-240V~, 50Hz, 50W
Date of Sample(s) Received:	6-May-2023
Date of Test Started:	11-May-2023
Date of Test Finished:	17-Jul-2023
Standard(s)/Regulation(s):	(EU) No 206/2012 + (EU) No 2016/2282 EN IEC 60879:2019 EN 50564:2011 EN 60704-1:2010 + A11:2012 EN IEC 60704-2-7:2020
Conclusion:	The product tested comply with the ErP requirements.
Prepared by (name, function, signature):	Mickey KONG Engineer 
Approved by (name, function, signature):	Jeff ZHANG Performance Manager 

This report is governed by, and incorporates by reference, the Conditions of Testing as posted at the date of issuance of this report at <http://www.bureauveritas.com/home/about-us/our-business/cps/about-us/terms-conditions/> and is intended for your exclusive use. Any copying or replication of this report to or for any other person or entity, or use of our name or trademark, is permitted only with our prior written permission. This report sets forth our findings solely with respect to the test samples identified herein. The results set forth in this report are not indicative or representative of the quality or characteristics of the lot from which a test sample was taken or any similar or identical product unless specifically and expressly noted. Our report includes all of the tests requested by you and the results thereof based upon the information that you provided to us. Measurement uncertainty is only provided upon request for accredited tests. Statements of conformity are based on simple acceptance criteria without taking measurement uncertainty into account, unless otherwise requested in writing. You have 60 days from date of issuance of this report to notify us of any material error or omission caused by our negligence or if you require measurement uncertainty; provided, however, that such notice shall be in writing and shall specifically address the issue you wish to raise. A failure to raise such issue within the prescribed time shall constitute your unqualified acceptance of the completeness of this report, the tests conducted and the correctness of the report contents.

Photos:

1. Nameplate showing model number and serial number (if applicable)



2. Photo of sample.



3. Photo of sample.



4. Photo of sample.



Product Details

Item	Data
Model Number of Unit Under Tested	FSE40-23A
Serial Number	N/A
Condition of Sample(s)	Production
Type of Fan	Pedestal fan
Sweep size or equivalent sweep size (for bladeless fan) [mm]	400
Number of fan speed	3
Control type of fan speed	Mechanical knob
Oscillation style	Right to Left

Critical Components

Name	Manufacturer / Trademark	Type / Model	Technical data
Fan motor	GMERIT ELECTRIC MANUFACTURING CO., LTD.	DS40CEB	220-240V ~ ; 50Hz; Class B
Motor Capacitor	FOSHAN SHUNDE BEIJIAO HUADA ELECTRIC INDUSTRIAL CO., LTD.	CBB61; CBB6-1	450V ~ ; 1.2 μ F; 40/70/21; 40/85/21; S3

Ecodesign requirements

Clause	Ecodesign requirements - GENERIC ECODESIGN REQUIREMENTS	Result - Remark	Verdict
2	REQUIREMENTS FOR MAXIMUM POWER CONSUMPTION IN OFF-MODE AND STANDBY MODE		Pass
(a)	From 1 January 2013 comfort fans shall fulfil the requirements on standby and off mode as indicated in Table 2.		Pass
Off mode	Power consumption of equipment in any off-mode condition shall not exceed 1,00 W	0.00	Pass
Standby mode	The power consumption of equipment in any condition providing only a reactivation function, or providing only a reactivation function and a mere indication of enabled reactivation function, shall not exceed 1,00 W		N/A
	The power consumption of equipment in any condition providing only information or status display, or providing only a combination of reactivation function and information or status display, shall not exceed 2,00 W		N/A
Availability of standby and/or off mode	Equipment shall, except where this is inappropriate for the intended use, provide off mode and/or standby mode, and/or another condition which does not exceed the applicable power consumption requirements for off mode and/or standby mode when the equipment is connected to the mains power source		Pass
(d)	From 1 January 2014 comfort fans shall correspond to requirements as indicated in Table 7		Pass
Off mode	Power consumption of equipment in any off-mode condition shall not exceed 0,50 W	0.00	Pass
Standby mode	The power consumption of equipment in any condition providing only a reactivation function, or providing only a reactivation function and a mere indication of enabled reactivation function, shall not exceed 0,50 W		N/A
	The power consumption of equipment in any condition providing only information or status display, or providing only a combination of reactivation function and information or status display, shall not exceed 1,00 W		N/A
Availability of standby and/or off mode	Equipment shall, except where this is inappropriate for the intended use, provide off mode and/or standby mode, and/or another condition which does not exceed the applicable power consumption requirements for off mode and/or standby mode when the equipment is connected to the mains power source		Pass

Clause	Ecodesign requirements - GENERIC ECODESIGN REQUIREMENTS	Result - Remark	Verdict
Power management	When equipment is not providing the main function, or when other energy- using product(s) are not dependent on its functions, equipment shall, unless inappropriate for the intended use, offer a power management function, or a similar function, that switches equipment after the shortest possible period of time appropriate for the intended use of the equipment, automatically into: — standby mode, or — off mode, or — another condition which does not exceed the applicable power consumption requirements for off mode and/or standby mode when the equipment is connected to the mains power source. The power management function shall be activated before delivery.		N/A
3	PRODUCT INFORMATION REQUIREMENTS		Pass
(a)	From 1 January 2013, as regards comfort fans, the information set out in points below and calculated in accordance with Annex II shall be provided on:		Pass
(i)	the technical documentation of the product		Pass
(ii)	free access websites of manufacturers of comfort fans		Pass
(b)	The manufacturer of comfort fans shall provide laboratories performing market surveillance checks, upon request, the necessary information on the setting of the unit as applied for the establishment of service values and provide contact information for obtaining such information.		Not check
(e)	Information requirements for comfort fans		Pass
	Manufacturer shall provide information as detailed in the table		Pass

Conventional fan other than ceiling fan

Sensor #	Radius of circle	Velocity [m/min]				Average Vel.	Circle area [m ²]	Airflow [m ³ /min]
		Left	Right	Up	down			
1	20	191.21	205.51	205.24	207.58	-	-	-
2	60	189.81	197.13	207.19	208.43	201.51	0.0101	2.03
3	100	204.01	190.51	206.91	184.54	198.57	0.0201	3.99
4	140	197.95	194.06	189.54	177.46	193.12	0.0302	5.82
5	180	180.25	166.57	181.45	129.35	177.08	0.0402	7.12
6	220	174.37	142.68	125.28	126.1	153.26	0.0503	7.70
7	260	154.6	112.05	86.91	94.54	127.07	0.0603	7.66
8	300	98.86	79.73	89.41	93.9	101.25	0.0704	7.13
9	340	78.09	64.93	67.6	61.31	79.23	0.0804	6.37
10	380	56.65	53.75	59.32	46.24	60.99	0.0905	5.52
11	420	47.72	28.03	28.94	38.5	44.89	0.1005	4.51
12	460	33.71	12.92	11.68	28.45	28.74	0.1106	3.18
13	500	23.82	0.81	9.12	8.9	16.18	0.1206	0.00
Total airf low [m ³ /min]:								61.04
Maximum velocity [m/min]:								201.51
Power input [W]:								46.20

Measurements	
Off mode	
How is the mode selected or programmed	Connect the power cord to the power supply, keep the knob at station of "0".
Sequence of events to reach the mode where the product automatically changes mode	N/A
Any notes regarding the operation of the product	N/A
Ambient temp. in °C	22.5
Test voltage in V	230
Test frequency in Hz	50
Total harmonic distortion of the supply system in %	1.676
Test method	Average reading method
Power in W	0.00

Sound power test

Item	Unit	Value									
Method	--	Parallelepiped measurement surface									
a	mm	1200									
b	mm	1225									
c	mm	2190									
S	m ²	27.12									
Test setting	-	High speed									
Test voltage	V	229.9									
Test frequency	Hz	50.0									
Ambient temperature	°C	23.8									
Relative humidity	%	69.4									
Background noise level	dB	17.0									
Microphone	--	1	2	3	4	5	6	7	8	9	
L _{pi} (Average)	dB	55.48	54.11	50.23	50.96	56.49	54.67	54.85	48.27	44.07	
10 ^{0.1L_{pi}}	--	353183	257632	105439	124738	445656	293089	305492	67143	25527	
Averaged sound pressure level	dB(A)	53.4									
Sound power level	dB(A)	67.753									

Co-ordinates of microphone positions:

N ^o	x	y	z
1	a	0	0,5c
2	0	b	0,5c
3	-a	0	0,5c
4	0	-b	0,5c
5	a	b	c
6	-a	b	c
7	-a	-b	c
8	a	-b	c
9	0	0	c

Measurement surface area:

$$S = 2 (2bc + 2ac + 2ab)$$

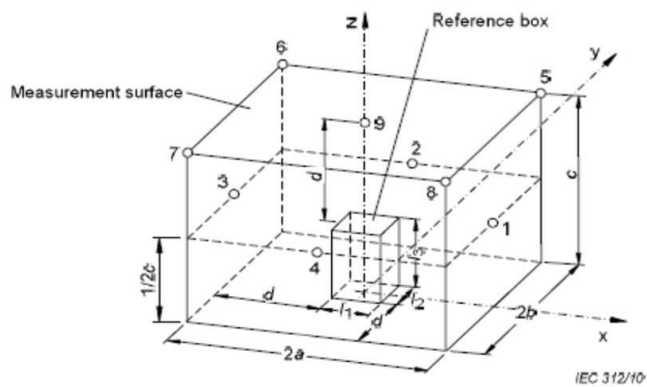


Figure 1 – Measurement surface – parallelepiped – with key microphone positions, for floor free-standing appliances

Conclusion

Item	Symbol	Unit	Tested	Rated
Maximum fan flow rate	F	m^3/min	61.0	-
Fan power input	P	W	46.2	-
Service value	SV	$(m^3/min)/W$	1.3	-
Standby power consumption	P_{SB}	W	-	-
Seasonal electricity consumption	Q	kWh/a	14.8	-
Fan sound power level	L_{WA}	$dB(A)$	67.75	-
Maximum air velocity	c	$meters/sec$	3.4	-

