FENÊTRE PVC
OF1/OB1 - A70CL

GAMME STOCK-LM
POSE EN APPLIQUE 70 MM

CAHIER TECHNIQUE N°235

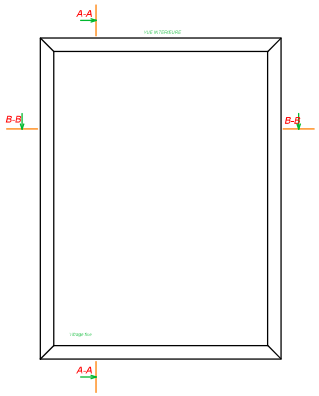

Plan d'élévation

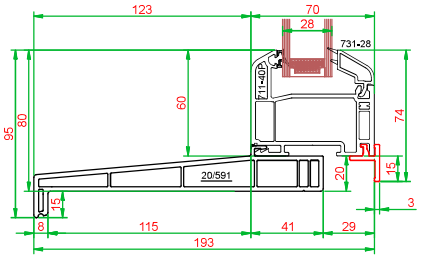

Coupe pièce d'appui de base Ech:1/3

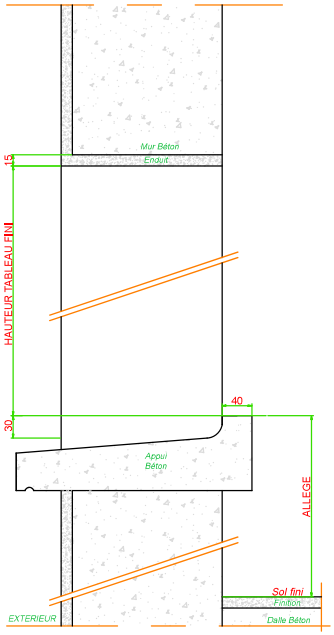

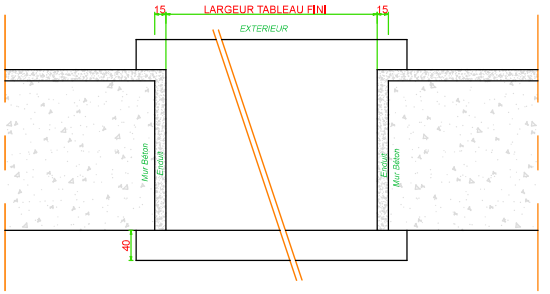

RESERVATION BRUTE MACONNERIE:
= HAUTEUR TABLEAU + 15 mm
= LARGEUR TABLEAU + 30 mm

Plan de réservation de base

Côtes fabrication ou dos de dormant = H Tab + 5 mm x L Tab + 50 mm
Côtes Hors Tout = H Tab + 35 mm x L Tableau + 80 mm

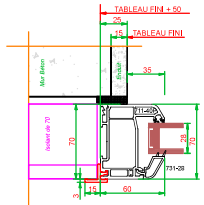

Coupe définition de base B-B Ech:1/5

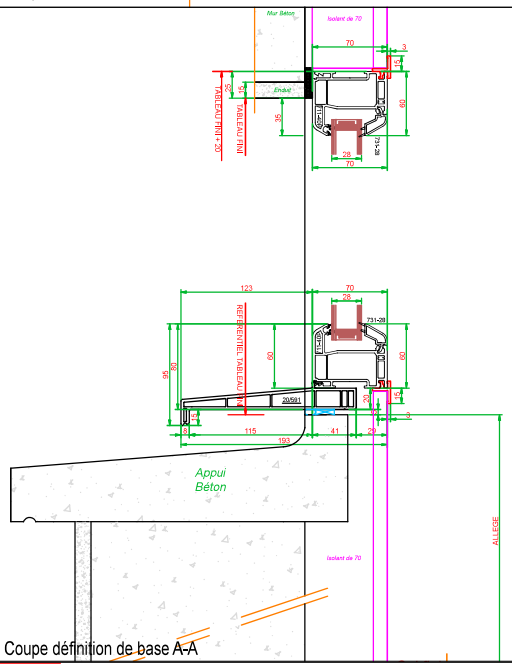

Coupe définition de base A-A Ech:1/5

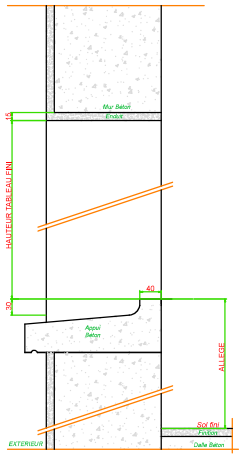

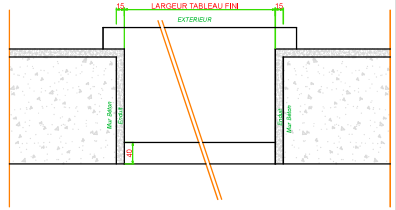

RESERVATION BRUTE MACONNERIE:
= HAUTEUR TABLEAU + 15 mm
= LARGEUR TABLEAU + 30 mm

Plan de réservation option n°1 - rejingot non débordant

Document confidentiel reproduction exploitation à des tiers strictement interdite

Mise à jour du 27 / 06 / 2023

FENÊTRE PVC
FIXE - A70CL

GAMME STOCK-LM
POSE EN APPLIQUE 100 MM

CAHIER TECHNIQUE N°246

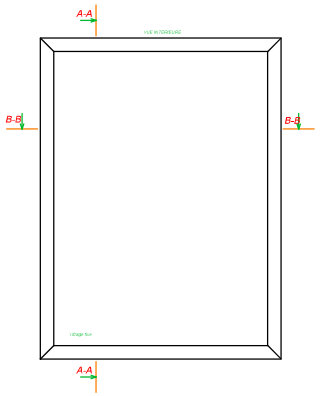

Plan d'élévation

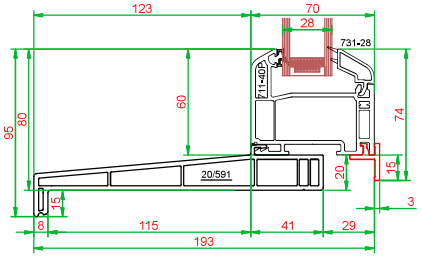

Coupe pièce d'appui de base Ech:1/3

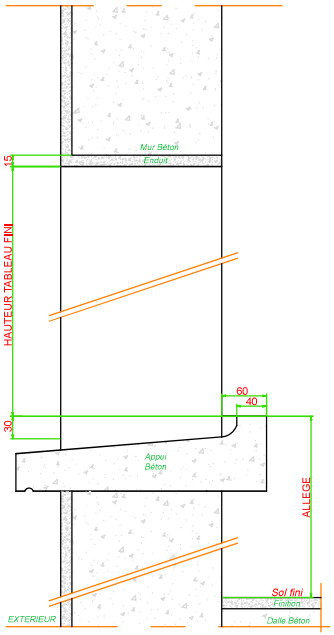

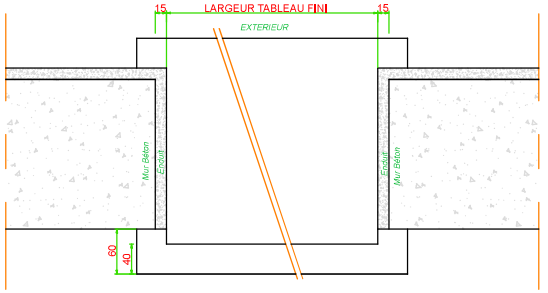

RESERVATION BRUTE MACONNERIE:
= HAUTEUR TABLEAU + 15 mm
= LARGEUR TABLEAU + 30 mm

Plan de réservation de base

Côtes fabrication ou dos de dormant = H Tab + 5 mm x L Tab + 50 mm
Côtes Hors Tout = H Tab + 35 mm x L Tableau + 80 mm

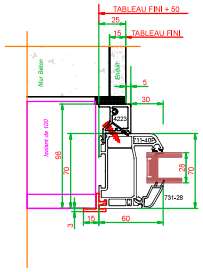

Coupe définition de base B-B Ech:1/5

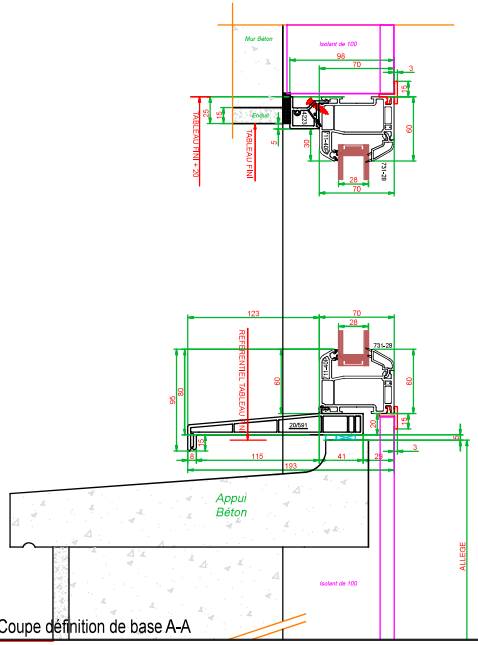

Coupe définition de base A-A Ech:1/5

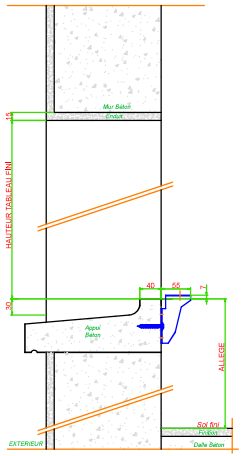

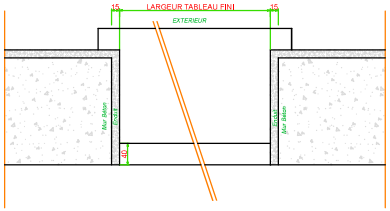

RESERVATION BRUTE MACONNERIE:
= HAUTEUR TABLEAU + 15 mm
= LARGEUR TABLEAU + 30 mm

Plan de réservation option n°1 - rejingot non débordant

Mise à jour du 27 / 06 / 2023

Document confidentiel reproduction exploitation à des tiers strictement interdite

FENÊTRE PVC
FIXE - A70CL

GAMME STOCK-LM
POSE EN APPLIQUE 120 MM

CAHIER TECHNIQUE N°261

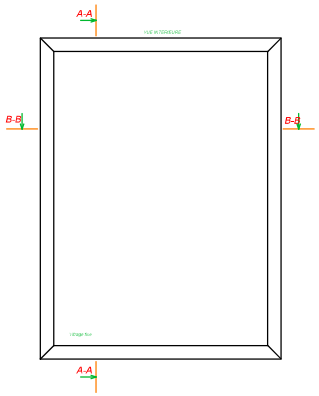

Plan d'élévation

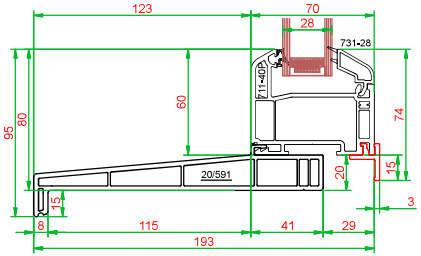

Coupe pièce d'appui de base Ech:1/3

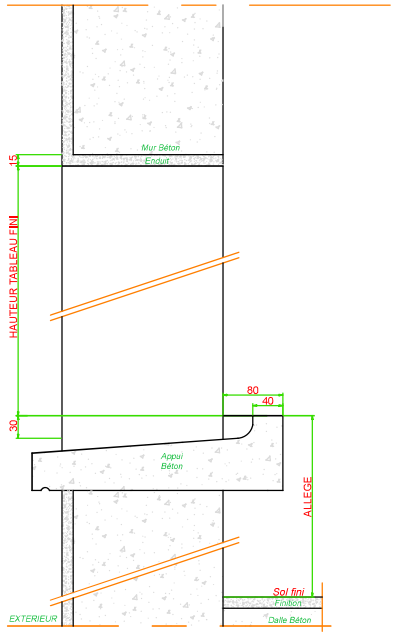

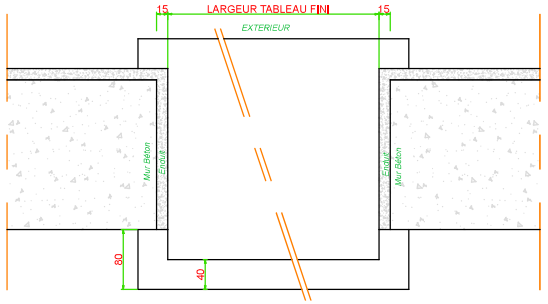

RESERVATION BRUTE MACONNERIE:

= HAUTEUR TABLEAU + 15 mm
= LARGEUR TABLEAU + 30 mm

Plan de réservation de base

Côtes fabrication ou dos de dormant = H Tab + 5 mm x L Tab + 50 mm
Côtes Hors Tout = H Tab + 35 mm x L Tableau + 80 mm

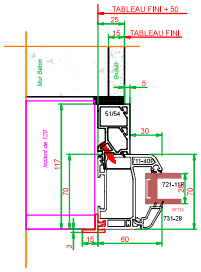

Coupe définition de base B-B Ech:1/5

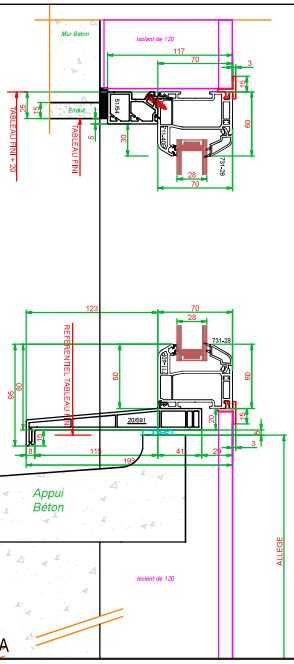

Coupe définition de base A-A Ech:1/5

Coupe poignée n°1 Ech:1/3

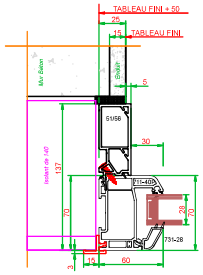

Coupe définition de base B-B ISO 140 mm Ech:1/5

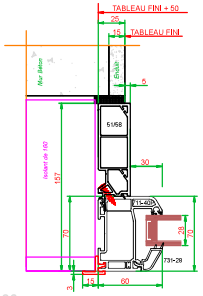

Coupe définition de base B-B ISO 160 mm Ech:1/5

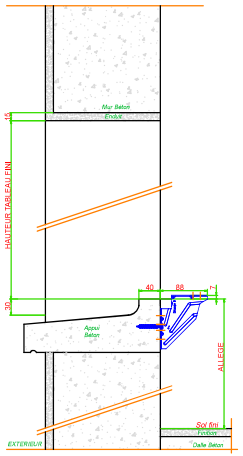

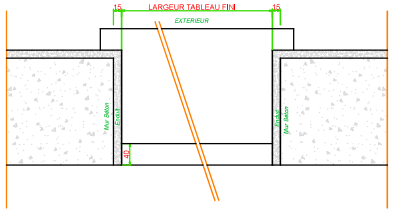

RESERVATION BRUTE MACONNERIE:

= HAUTEUR TABLEAU + 15 mm
= LARGEUR TABLEAU + 30 mm

Nota: pièce d'appui uniquement 180 mm

Option impossible en ISO de 160 mm

Plan de réservation option n°1 - rejingot non débordant

Mise à jour du 27 / 06 / 2023

Document confidentiel, reproduction, exploitation à des tiers strictement interdite

FENÊTRE PVC
FIXE - 1/2 LINTEAU - A70CL

GAMME STOCK
TUNNEL

CAHIER TECHNIQUE N°275

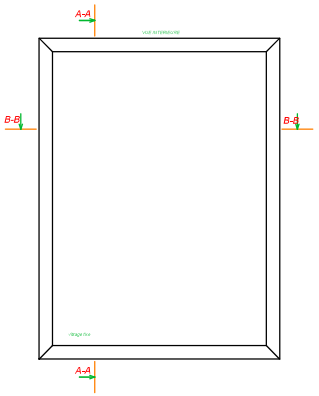

Plan d'élévation

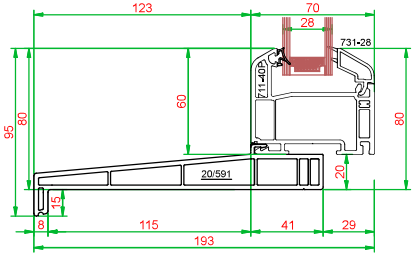

Coupe pièce d'appui de base Ech:1/3

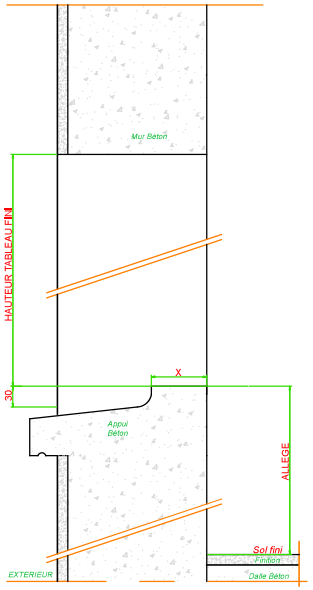

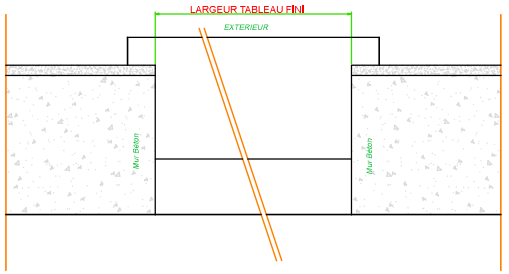

RESERVATION BRUTE MACONNERIE:
= HAUTEUR TABLEAU + 0 mm
= LARGEUR TABLEAU + 0 mm

Plan de réservation de base

Côtes fabrication ou dos de dormant = H Tab - 10 mm x L Tab - 10 mm
Côtes Hors Tout = H Tab - 10 mm x L Tableau - 10 mm

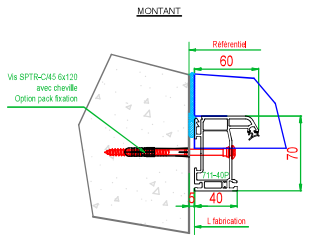

Coupe définition de base B-B Ech:1/10

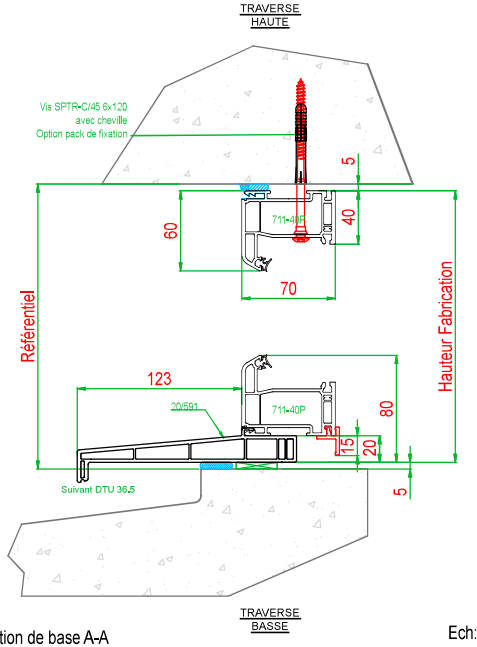

Coupe définition de base A-A Ech:1/4

Coupe poignée n°1 Ech:1/3

Document confidentiel, reproduction, exploitation à des tiers strictement interdite

Mise à jour du 27 / 06 / 2023

FENÊTRE PVC
FIXE - 1/2 LINTEAU - A70CL

GAMME STOCK
FEUILLURE

CAHIER TECHNIQUE N°287

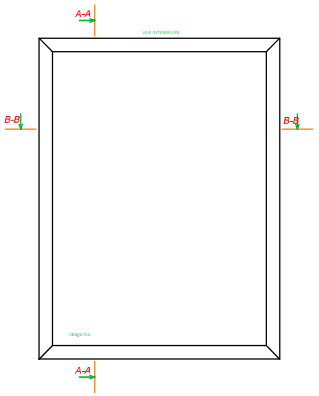

Plan d'élévation

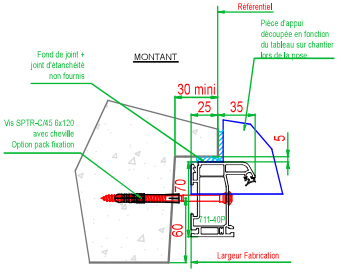

Coupe définition de base B-B Ech:1/5

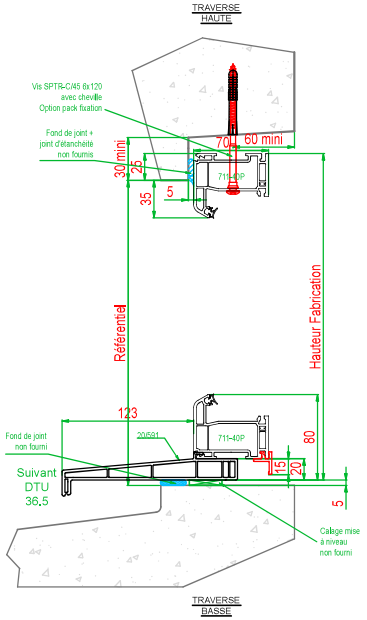

Coupe définition de base A-A Ech:1/5

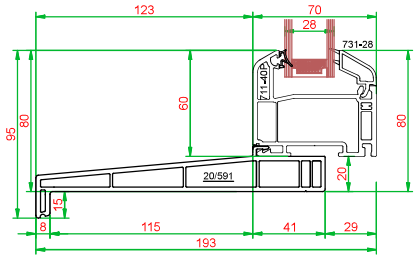

Coupe pièce d'appui de base Ech:1/3

Coupe poignée n°1 Ech:1/3

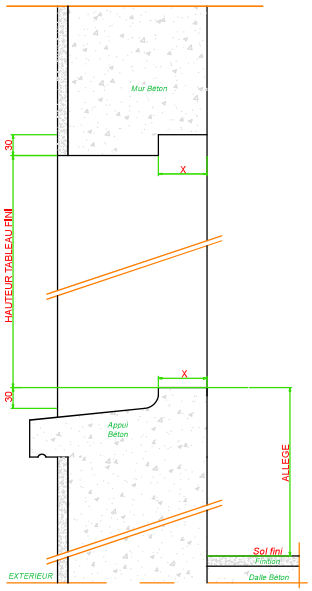

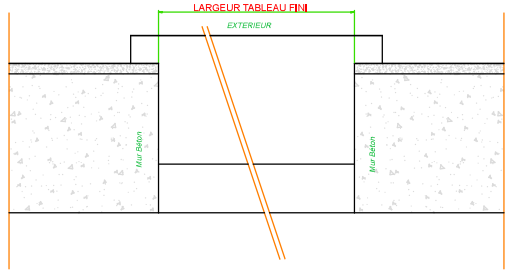

RESERVATION BRUTE MACONNERIE:

= HAUTEUR TABLEAU + 0 mm
= LARGEUR TABLEAU + 0 mm

Plan de réservation de base

Côtes fabrication ou dos de dormant = H Tab + 5 mm x L Tab + 50 mm
Côtes Hors Tout = H Tab + 20 mm x L Tableau + 50 mm

Document confidentiel, reproduction, exploitation à des tiers strictement interdite

Mise à jour du 27 / 06 / 2023