

















PRECAUTIONS D'USAGE DISQUE A EBARBER

<p>PORTER DES GANTS</p>																	
<p>PORTER DES LUNETTES DE PROTECTION</p>																	
<p>PORTER UN MASQUE RESPIRATOIRE</p>																	
<p>PORTER UNE PROTECTION AUDITIVE</p>																	
<p>NE PAS UTILISER DE DISQUE ENDOMMAGE</p>																	
<p>LIRE LES INSTRUCTIONS</p>																	
<p>CONFORMITE A LA NORME ET DATE DE VALIDITE</p>																	
<p>MACHINE EN BON ETAT AVEC LE BON CARTER DE PROTECTION</p>	 <table border="1" data-bbox="1050 1249 1278 1417"> <thead> <tr> <th colspan="2">Types of wheels used for:</th> </tr> </thead> <tbody> <tr> <td>Grinding</td> <td>Cutting off</td> </tr> <tr> <td>TYPE 27</td> <td>TYPE 41</td> </tr> <tr> <td>TYPE 42</td> <td></td> </tr> <tr> <td>Recommended guards for grinding</td> <td>Recommended guard for cutting-off</td> </tr> <tr> <td></td> <td></td> </tr> <tr> <td>For 100 & 225 mm diameter wheels</td> <td>For wheels <math>\le 150</math> mm dia.</td> </tr> <tr> <td></td> <td>For all wheel diameters</td> </tr> </tbody> </table>	Types of wheels used for:		Grinding	Cutting off	TYPE 27	TYPE 41	TYPE 42		Recommended guards for grinding	Recommended guard for cutting-off			For 100 & 225 mm diameter wheels	For wheels ≤ 150 mm dia.		For all wheel diameters
Types of wheels used for:																	
Grinding	Cutting off																
TYPE 27	TYPE 41																
TYPE 42																	
Recommended guards for grinding	Recommended guard for cutting-off																
																	
For 100 & 225 mm diameter wheels	For wheels ≤ 150 mm dia.																
	For all wheel diameters																
<p>ANGLE DE TRAVAIL</p>																	
<p>DISQUE ADAPTE A LA SITUATION</p>																	

FAIRE TOURNER LA MACHINE A VIDE 30 SECONDES



ENVIRONNEMENT SANS DANGER



POSITION STABLE



BIEN FIXER LA PIECE TRAVAILLE ET NE PAS COINCER LE DISQUE DANS LA PIECE



TRAVAILLER SANS FORCER



ATTENDRE L'ARRET COMPLET DU DISQUE DEBRANCHER LA MACHINE ENLEVER LE DISQUE

