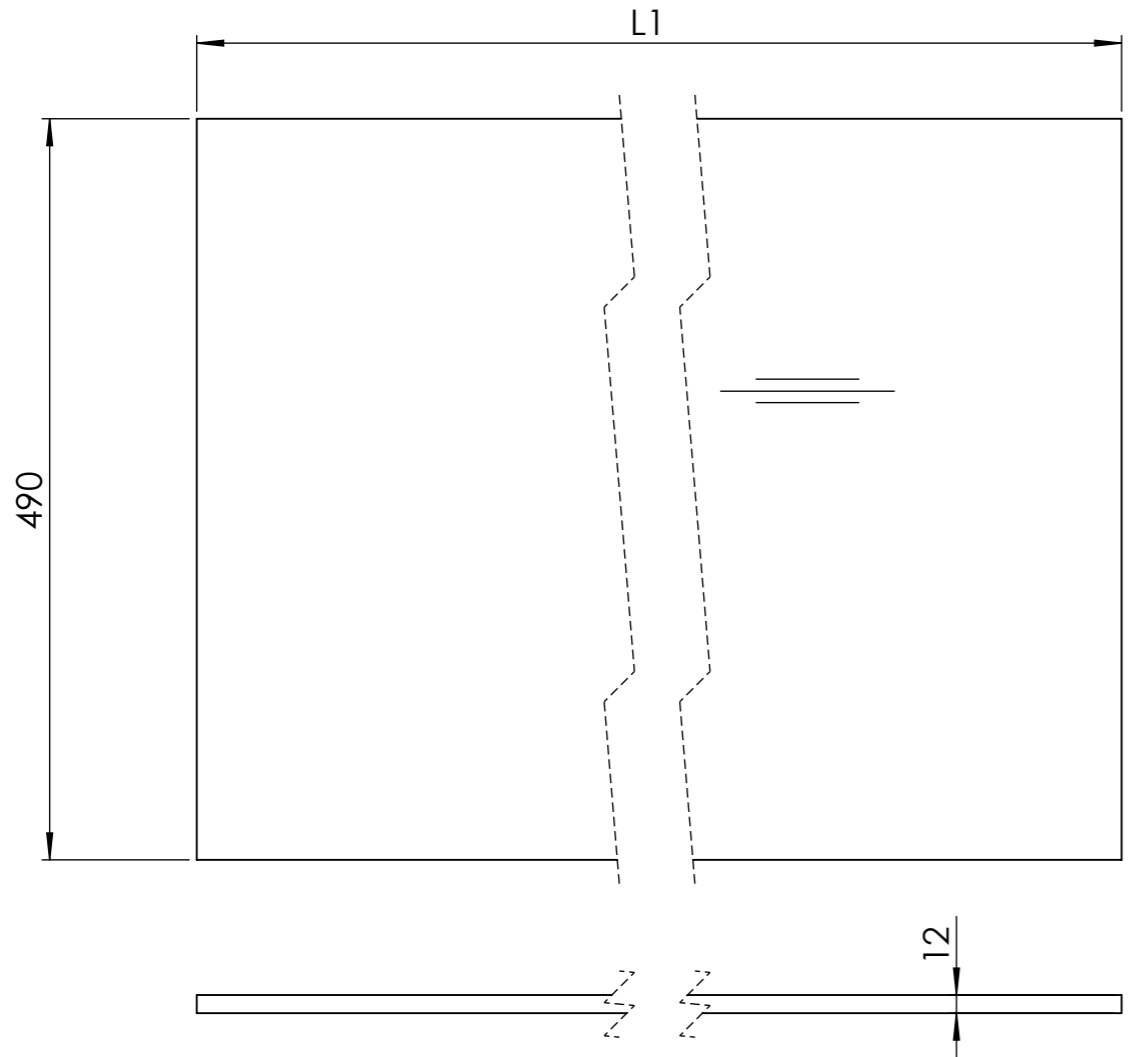
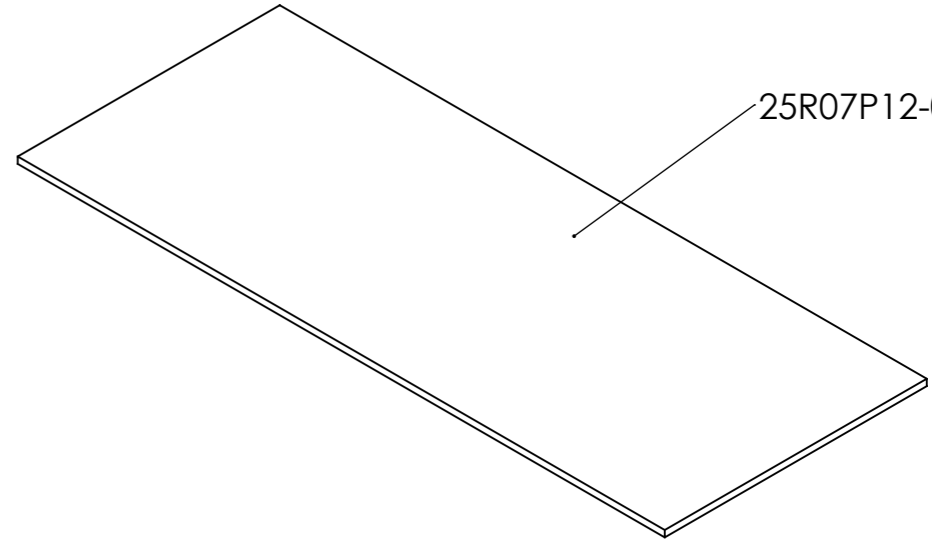
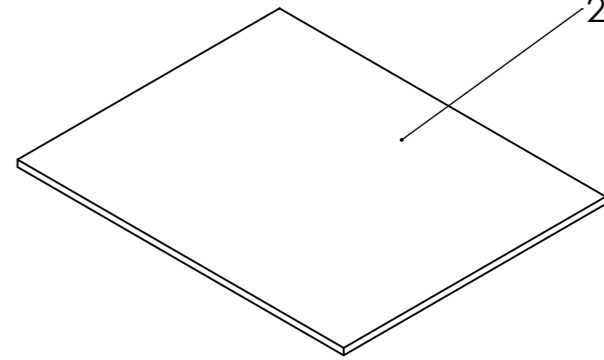
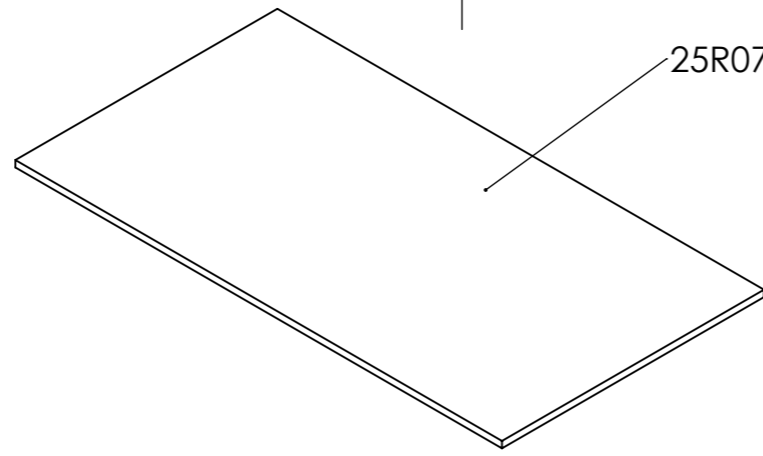
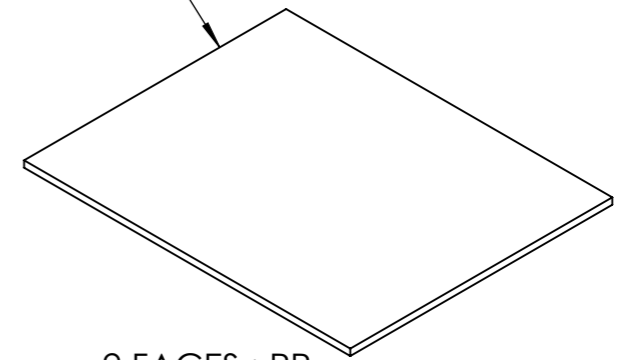


FURNITURE		L1	REF.	MATRIX ID
WIDTH	DEPTH			
600	480	610	25R07P12-0004-030-01	2025R07P12-0009
900		910	25R07P12-0004-030-02	2025R07P12-0010
1200		1210	25R07P12-0004-030-03	2025R07P12-0011



4 EDGES : PP/ABS

Thickness : A
Color of the exterior face
(See technical specifications)



MATERIAL: Panneau Melamine standard	DO NOT SCALE DRAWING	SHEET 1 OF 1
SURFACE: 1226600.00	TITLE: 25R07P12-0004-030 B	
LINEAR TOLERANCE: 01-0001-FURNITURE TOLERANCE	DESCRIPTION: 25R07P12-0004-030-01 25R07P12-0004-030-02 25R07P12-0004-030-03	
WEIGHT: 5193.80 g		
SCALE: 1:10 UNIT: mm FORMAT: A3		
AUTOR: C.DORMEGNIE CHECKER: C.DORMEGNIE		
STATUS: APPROVED		
DATE: 12/12/2024	This drawing is the exclusive property of ADEO . Any reproduction in part or whole without the written permission of ADEO is prohibited.	

