Bay

VE-0101 VE-0105

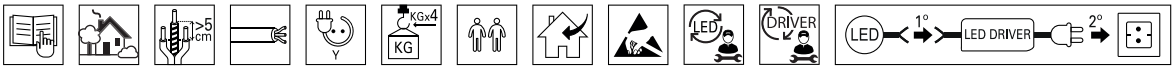

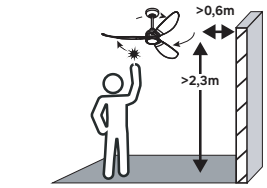

Operational frequency bands:
433.050 MHz to 434.790 MHz

Maximum radio-frequency power transmitted in the frequency bands in which the radio equipment operates:
10dBm ERP

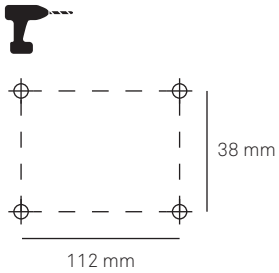

1

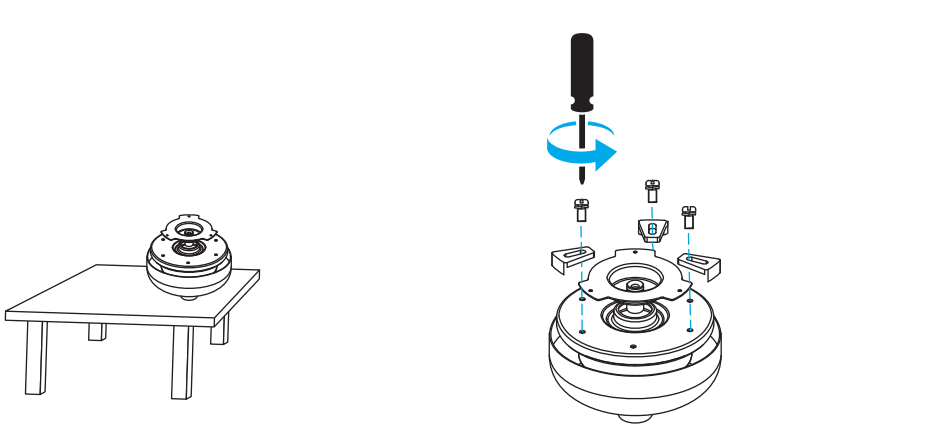

2

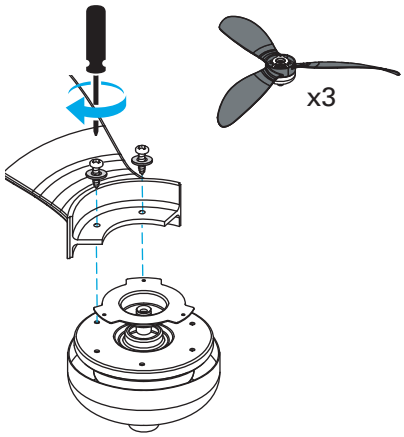

3

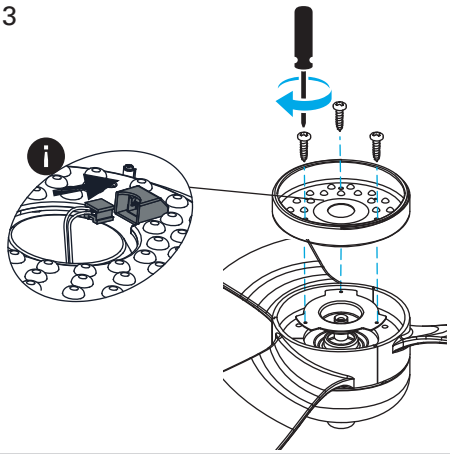

4

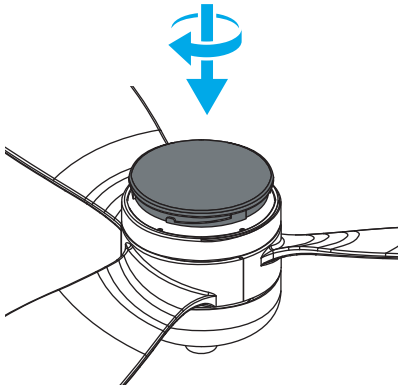

5

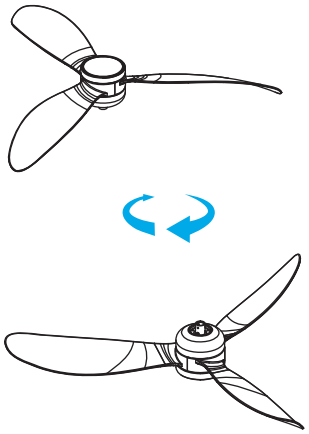

6

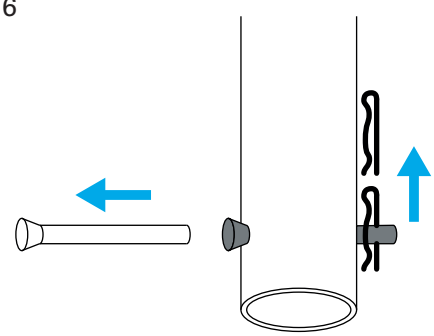

7

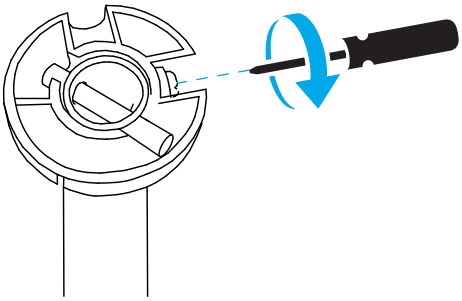

8

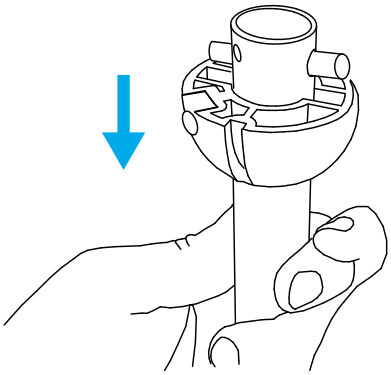

9

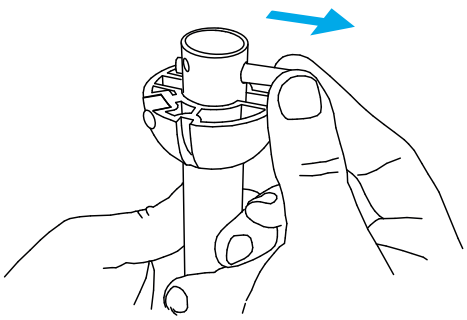

10

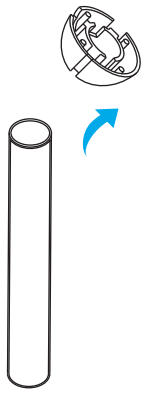

11

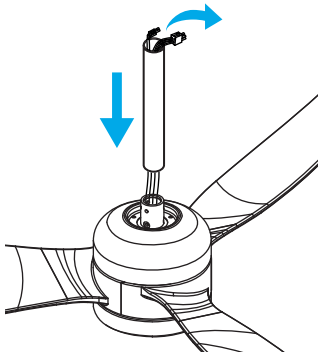

12

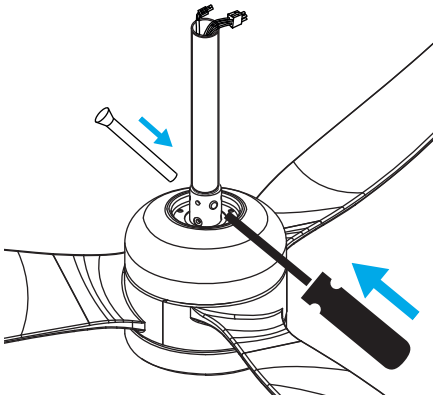

13

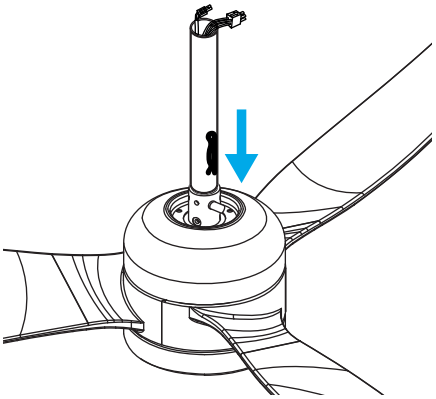

14

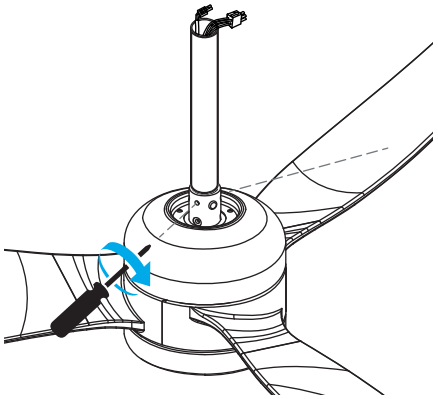

15

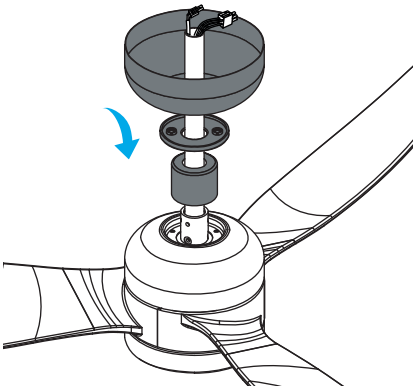

16

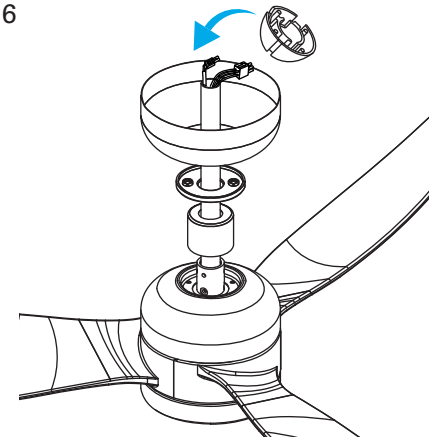

17

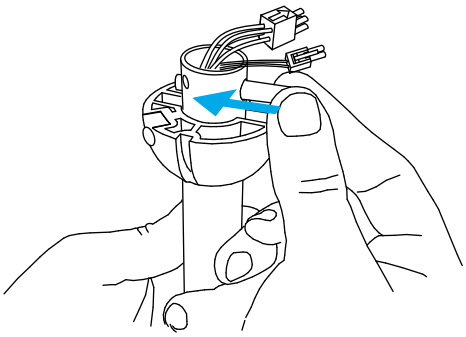

18

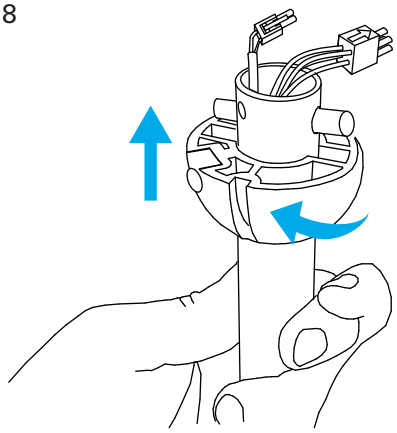

19

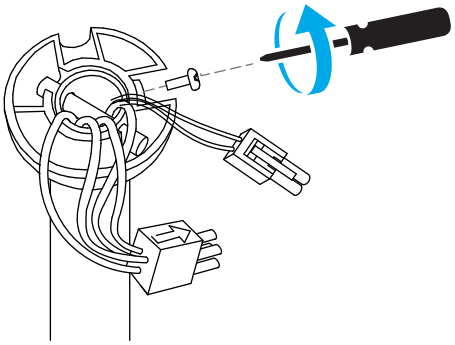

20

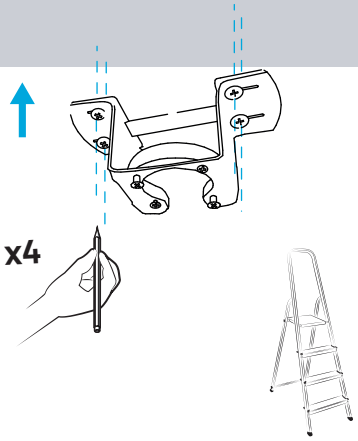

21

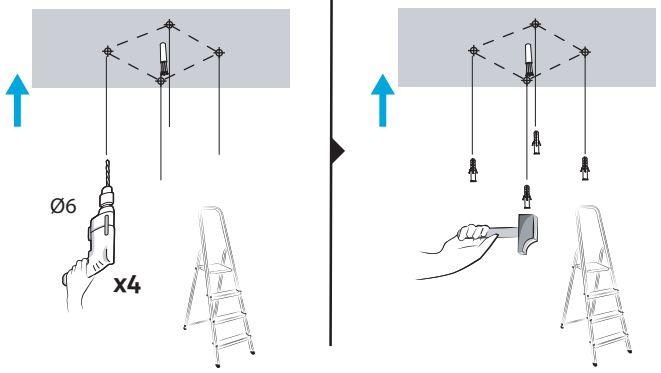

22

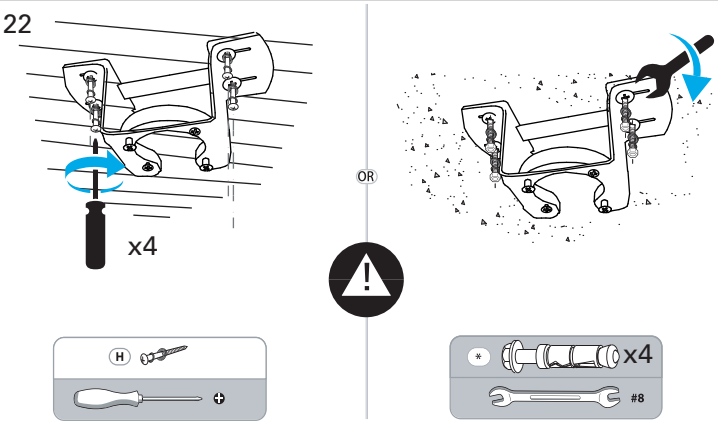

23

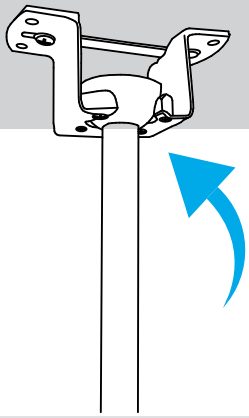

24

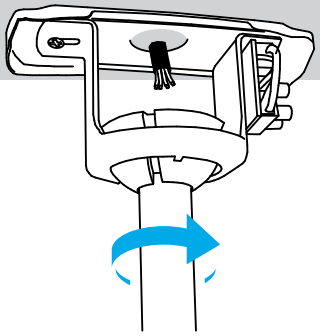

25

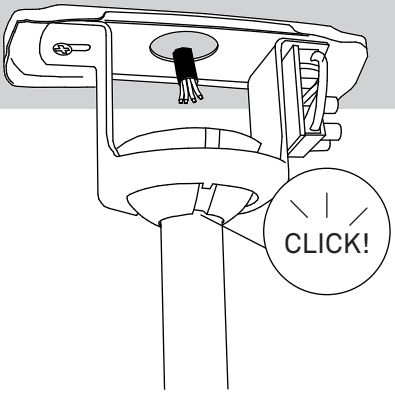

26

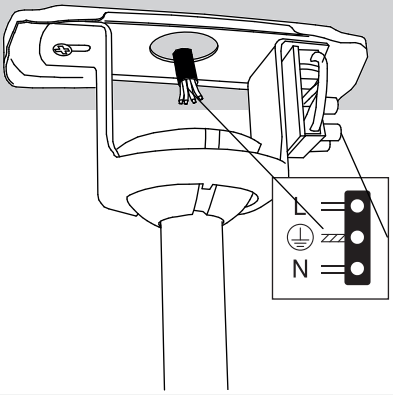

27

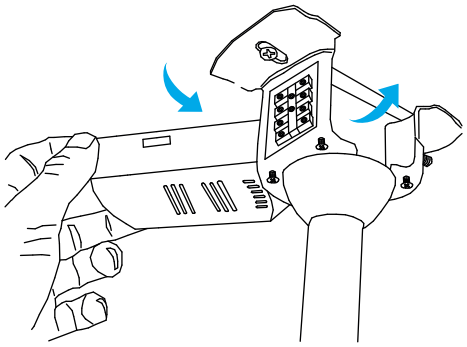

28

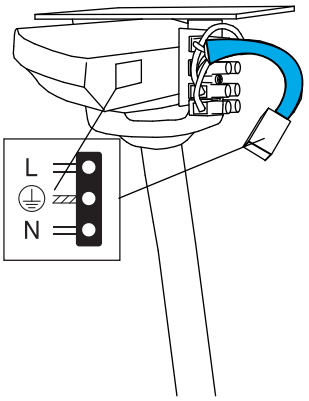

29

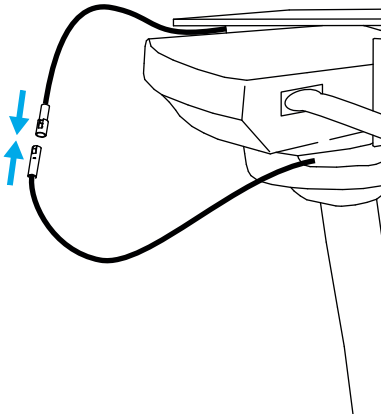

30

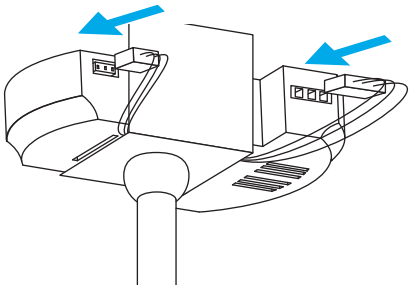

31

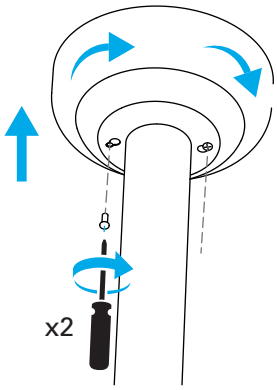

32

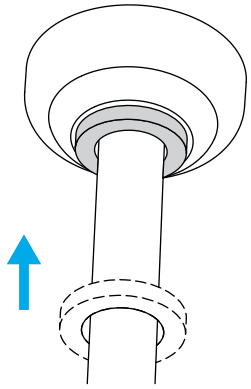

33

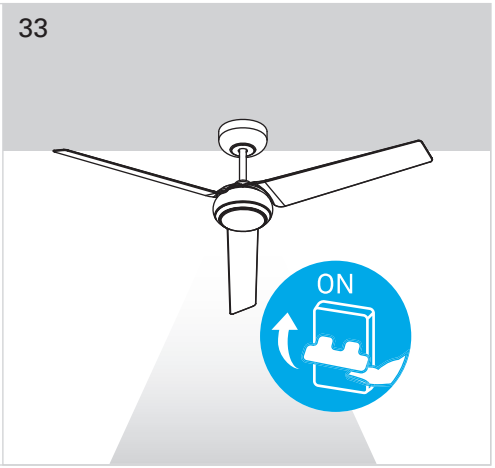
ON

34

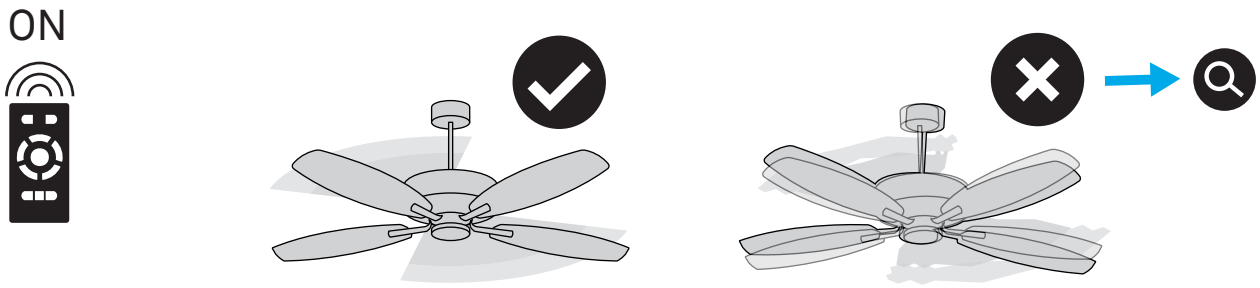
ON

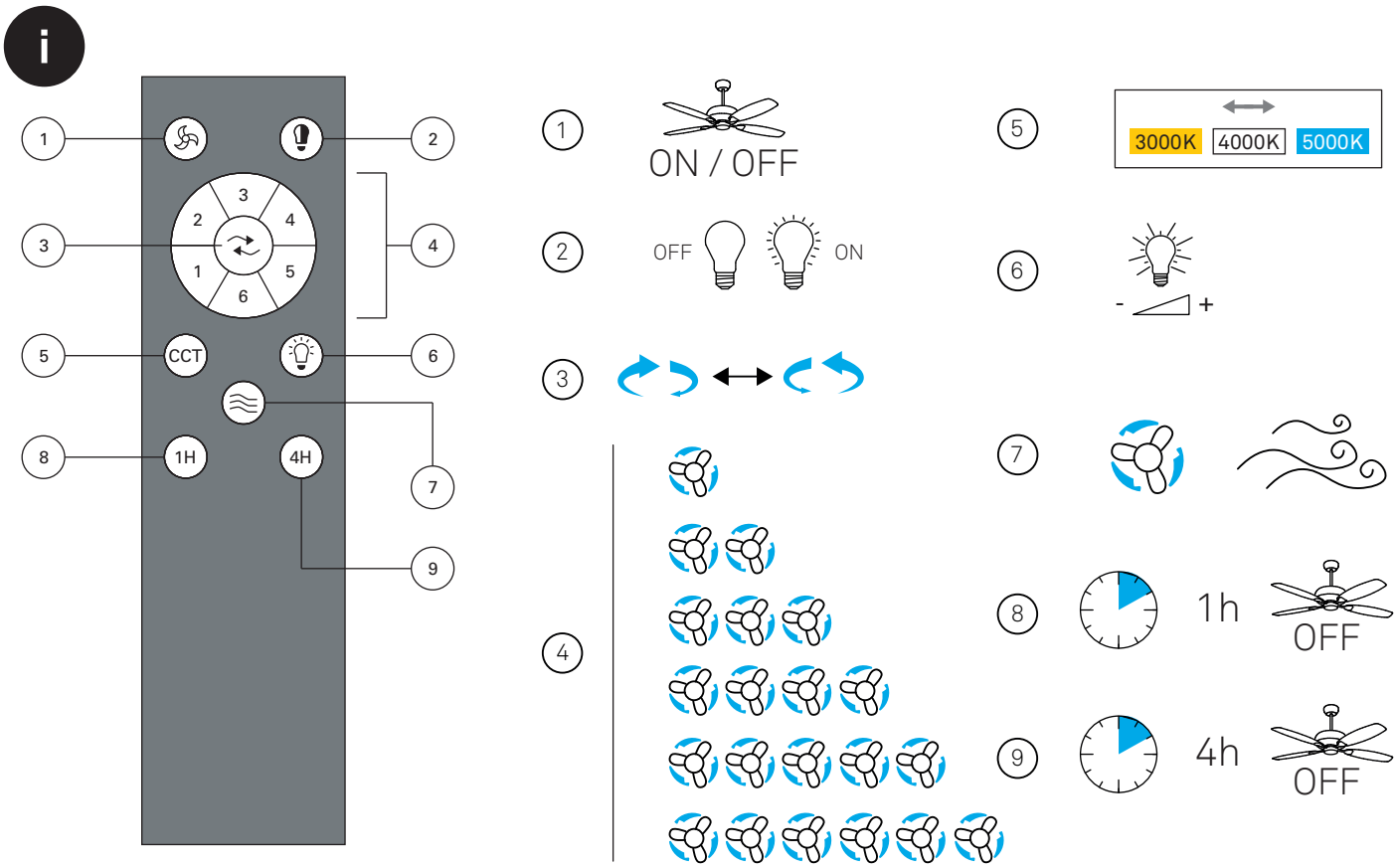
i
1
2
3
4
5
6
7
8
9
CCT
1H
4H
ON / OFF
OFF
ON
3000K
4000K
5000K
-
+
1h
OFF
4h
OFF

CALIBRATION

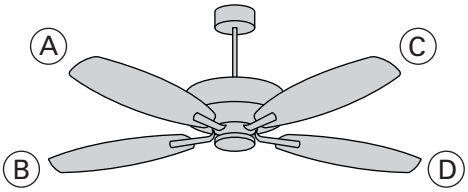

1

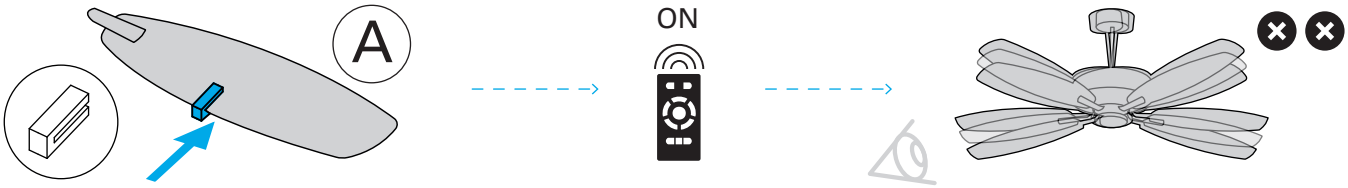

2

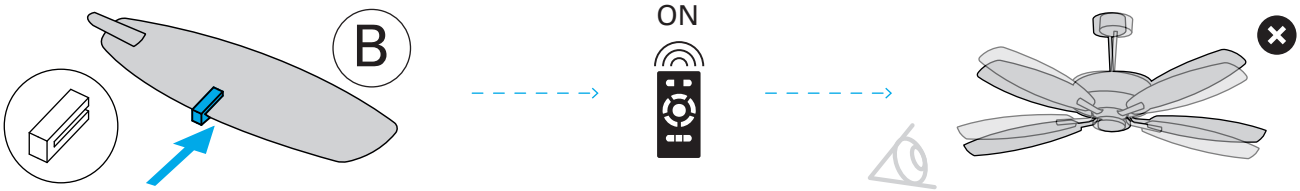

3

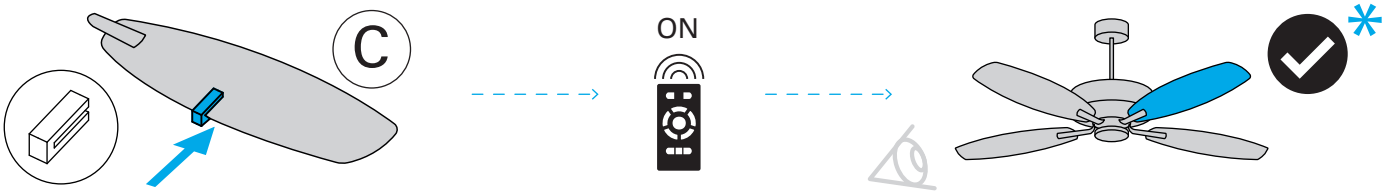

4

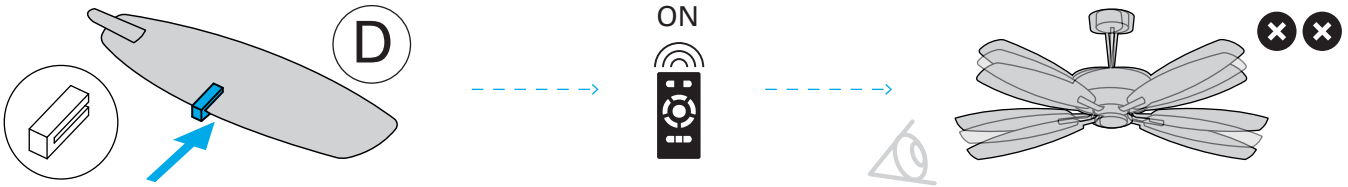

* 5

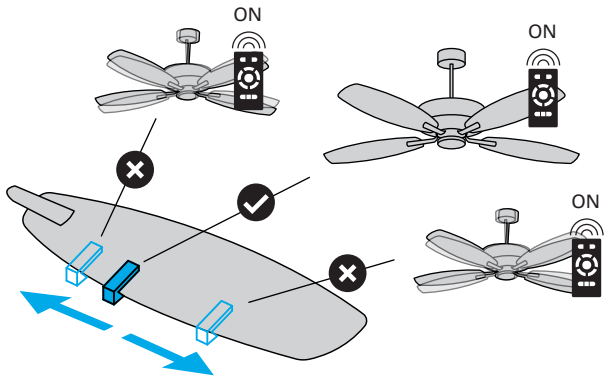

6

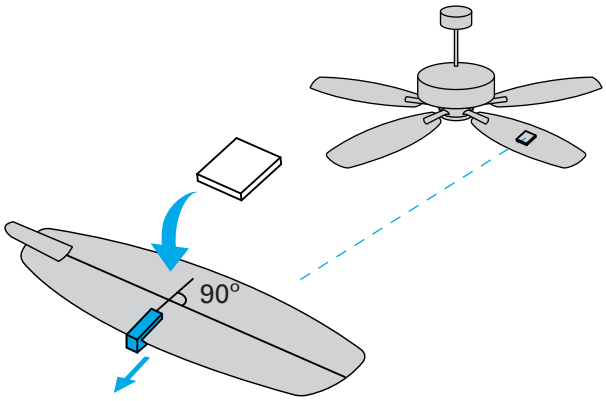

7



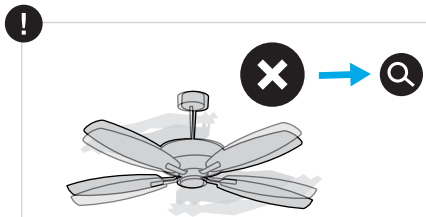

DC REMOTE CONTROL RESET AND SYNC

1

Disconnect the mains and start the synchro process.
Desconectar la alimentación y empezar el proceso de sincronización.
Stromversorgung ausschalten und den Synchronisierungsvorgang starten.
Coupez l'alimentation et lancez le processus de synchronisation.

In case you want to synchronize more than one fan with the same remote control you have to repeat the synchronization process with all fans, cutting off the mains of the other fans.
Si se dispone de varios ventiladores cercanos y quieres controlarlos con el mismo mando debe repetir el proceso de sincronización para cada ventilador individualmente, cortando la corriente en los otros ventiladores.
Wenn sich mehrere Ventilatoren in unmittelbarer Nähe befinden und Sie diese mit derselben Fernbedienung ansteuern möchten, dann müssen sie die Synchronisierung an jedem einzelnen Ventilator wiederholen und dabei die Stromversorgung der anderen Ventilatoren abschalten.
Si plusieurs ventilateurs sont installés à proximité les uns des autres et que vous souhaitez les contrôler avec la même télécommande, vous devrez répéter le processus de synchronisation pour chaque ventilateur individuellement, en coupant le courant des autres ventilateurs.

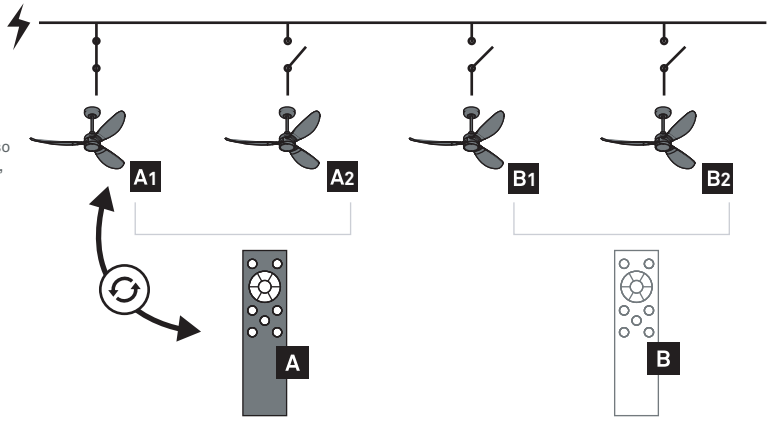

2

30s

Switch on the mains. Since the power is on, you have 30 seconds to finalize the synchronization process.
Dar tensión. Desde que se alimentan los ventiladores se dispone de 30 segundos para finalizar el proceso de sincronización.
Spannung anlegen. Sobald die Ventilatoren mit Strom versorgt werden, 30 Sekunden für Synchronisierungsprozess zur Verfügung.
Mettez sous tension. À partir de leur mise sous tension,vous disposez de 30 secondes pour effectuer le processus de synchronisation.

3

Press the remote control button FAN ON/OFF for 5 seconds, then you will heard a “beep” which means the synchronization process has been completed successfully.
Pulsar el botón FAN ON/OFF durante 5 segundos. A continuación se oirá un “beep” que significa que se ha sincronizado satisfactoriamente.
Drücken Sie die Taste FAN ON/OFF für 5 Sekunden. Sie hören dann ein „Piepen“ als Bestätigung der erfolgreichen Synchronisierung.
Appuyez sur le bouton FAN ON/OFF pendant 5 secondes. Vous entendrez ensuite un signal sonore qui signifie que la synchronisation s'est effectuée correctement.

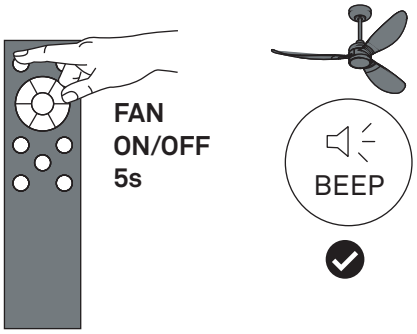

CAT Per la present, LEDS C4, S.A. declara que el tipus d'equip radioelèctric ventilador[1] és conforme a la Directiva 2014/53/UE. El text complet de la declaració UE de conformitat està disponible a l'adreça d'Internet següent: www.ledsc4.com
[1]Podeu consultar la referència del producte a l'etiqueta.

ES Por la presente, LEDS C4, S.A. declara que el tipo de equipo radioeléctrico ventilador[1] es conforme con la Directiva 2014/53/UE. El texto completo de la declaración UE de conformidad está disponible en la dirección de Internet siguiente: www.ledsc4.com
[1]Puede consultar la referencia del producto en la etiqueta.

EN LEDS C4, S.A. hereby declares that its fan[1] is a type of radio equipment in conformity with Directive 2014/53/EU. The full text of the EU Declaration of Conformity is available online at: www.ledsc4.com
[1]The product reference can be found on the label.

FR LEDS C4, S.A. déclare par la présente que le type d'équipement radioélectrique du ventilateur[1] est conforme à la Directive 2014/53/EU. Le texte intégral de la déclaration UE de conformité est disponible sur le site Internet suivant: www.ledsc4.com.
[1]Vous pouvez consulter la référence du produit sur l'étiquette.

RU Настоящим документом LEDS C4, S.A.заявляет, что тип радиоэлектрического оборудования вентилятора[1] соответствует Директиве 2014/53/EU.Полный текст декларации соответствия ЕС доступен по следующему адресу в Интернете: www.ledsc4.com
[1]Вы можете найти артикул продукта на этикетке.

DE LEDS C4, S.A. erklärt hiermit, dass die Funkanlage des Ventilators[1] der Richtlinie 2014/53/EU entspricht. Den vollständigen Text der EU-Konformitätserklärung finden Sie auf folgender Website: www.ledsc4.com
[1]Die Artikelnummer ist auf dem Etikett angegeben.

IT Con la presente, LEDS C4, S.A. dichiara che il tipo di apparecchiatura radioelettrica ventola[1] è conforme alla Direttiva 2014/53/UE. Il testo completo della dichiarazione UE di conformità è disponibile al seguente indirizzo Internet: www.ledsc4.com
[1]È possibile consultare il riferimento prodotto sull'etichetta.

PT Pela presente, a LEDS C4, S.A. declara que o tipo de equipamento radioelétrico ventilador[1] está em conformidade com a Diretiva 2014/53/UE. O texto completo da declaração de conformidade da UE está disponível no seguinte endereço de Internet: www.ledsc4.com
[1]Pode consultar a referência do produto no rótulo.

PL LEDS C4, S.A. niniejszym oświadcza, że typ urządzenia radioelektrycznego wentylatora[1] jest zgodny z Dyrektywą 2014/53/EU. Pełny tekst deklaracji zgodności UE jest dostępny pod następującym adresem internetowym: www.ledsc4.com
[1]Numer referencyjny produktu można znaleźć na etykiecie.

HR Tvrtka LEDS C4, S.A. ovime izjavljuje da je njezin ventilator[1] vrsta radijske opreme koja je u skladu s Direktivom 2014/53/EU. Cjeloviti tekst EU izjave o sukladnosti dostupan je na sljedećoj internetskoj adresi: www.ledsc4.com
[1]Referentnu vrijednost za proizvod provjerite na etiketi.

SL S tem LEDS C4, S.A. izjavlja, da je vrsta radijsko električne naprave ventilator[1] v skladu z Direktivo 2014/53/EU. Celotno besedilo izjave EU o skladnosti je na voljo na spletnem mestu: www.ledsc4.com
[1]Referenca izdelka je natisnjena na etiketi.

AR

تصرح LEDS C4, S.A، بموجب هذا، أن نوع معدات المروحة الراديوية يتوافق مع التوجيه UE/2014/53. النص الكامل
لإعلان الاتحاد الأوروبي للمطابقة متاح على عنوان الإنترنت التالي: www.ledsc4.com

يمكنك الاطلاع على مرجع المنتج في الملصق.

Descripción / Description / Description / Bezeichnung	Símbolo / Symbol / Symbole / Symbol	Valor / Value / Valeur / Wert **VE-0101 -...**	Unidad / Unit / Unité / Einheit
Caudal máximo del ventilador Maximum fan flow rate Débit d'air maximal Maximaler Volumenstrom	F	196,39	m^3 / min
Potencia utilizada por el ventilador Fan power input Puissance absorbée Ventilator-Leistungsaufnahme	P	30,78	W
Valor de Servicio Service value Valeur de service Serviceverhältnis	S_V	6,38	m^3 / min/W
Consumo de energía en modo de espera Standby power consumption Consommation d'électricité en mode «veille» Leistungsaufnahme im Bereitschaftszustand	P_{SB}	0,44	W
Nivel de potencia acústica del ventilador Fan sound power level Niveau de puissance acoustique Ventilator-Schallleistungspegel	L_{WA}	43,05	dB(A)
Velocidad máxima del aire Maximum air velocity Vitesse maximale de l'air Maximale Luftgeschwindigkeit	c	1,78	m/seg
Norma de medición del valor de Servicio Measurement standard for service value Norme de mesure de la valeur de service Messnorm für die Ermittlung des Serviceverhältnisses	EN IEC 60879:2019		
Datos de las personas de contacto para obtener más in formación Contact details for obtaining more information Coordonnées de contact pour tout complément d'infor mation Kontaktadresse für weitere Informationen	LEDS C4 S.A. C/AFORES, S/N, TORÀ (LLEIDA), 25750 SPAIN		

Descripción / Description / Description / Bezeichnung	Símbolo / Symbol / Symbole / Symbol	Valor / Value / Valeur / Wert **VE-0105 -...**	Unidad / Unit / Unité / Einheit
Caudal máximo del ventilador Maximum fan flow rate Débit d'air maximal Maximaler Volumenstrom	F	119,30	m^3 / min
Potencia utilizada por el ventilador Fan power input Puissance absorbée Ventilator-Leistungsaufnahme	P	19,67	W
Valor de Servicio Service value Valeur de service Serviceverhältnis	S_V	6,07	m^3 / min/W
Consumo de energía en modo de espera Standby power consumption Consommation d'électricité en mode «veille» Leistungsaufnahme im Bereitschaftszustand	P_{SB}	0,44	W
Nivel de potencia acústica del ventilador Fan sound power level Niveau de puissance acoustique Ventilator-Schallleistungspegel	L_{WA}	49,77	dB(A)
Velocidad máxima del aire Maximum air velocity Vitesse maximale de l'air Maximale Luftgeschwindigkeit	c	2,56	m/seg
Norma de medición del valor de Servicio Measurement standard for service value Norme de mesure de la valeur de service Messnorm für die Ermittlung des Serviceverhältnisses	EN IEC 60879:2019		
Datos de las personas de contacto para obtener más in formación Contact details for obtaining more information Coordonnées de contact pour tout complément d'infor mation Kontaktadresse für weitere Informationen	LEDS C4 S.A. C/AFORES, S/N, TORÀ (LLEIDA), 25750 SPAIN		