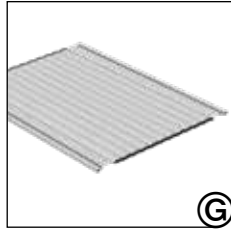
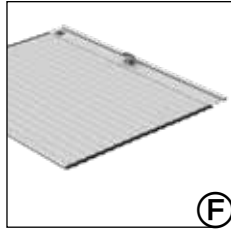


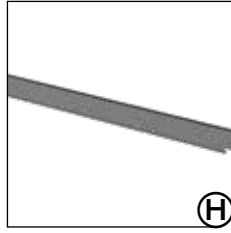





STÜCKLISTE

„StoreMax®“ 120, 160, 190

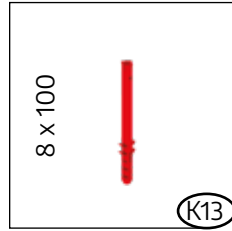

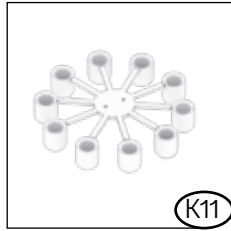

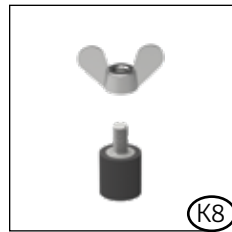

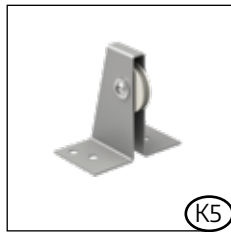
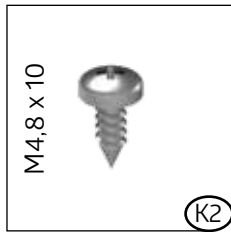
Stand Juni 2024 | technische Änderungen vorbehalten

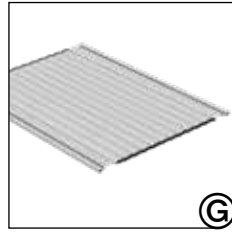
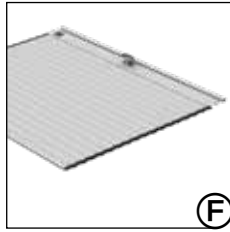


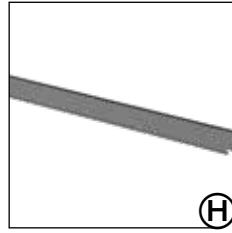







KLEINTEILEPÄCKCHEN

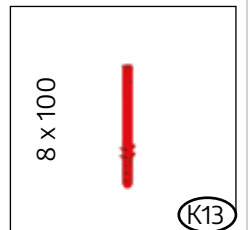

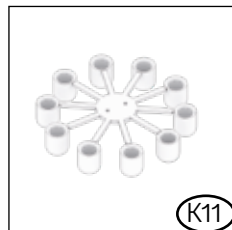




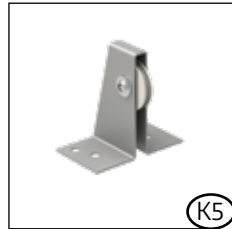
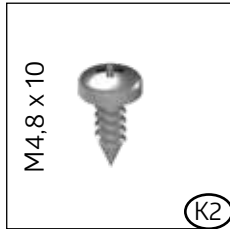
small parts package · paquet de petites pièces






KLEINTEILEPÄCKCHEN


small parts package · paquet de petites pièces




1 PROFIL-PAKET




(A)




(B)




(D)



(C)



(H)



(E)



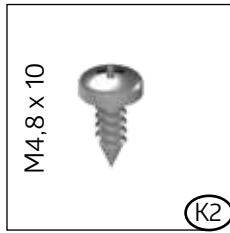
KLEINTEILEPÄCKCHEN

small parts package · paquet de petites pièces




M4 x 10

(K1)




M4,8 x 10

(K2)




4,8 x 60

(K3)




(K4)




(K5)




(K6)



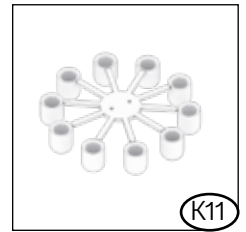
(K7)




(K9)



(K10)

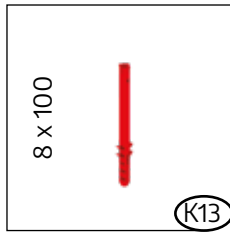


(K11)



6 x 100


(K12)



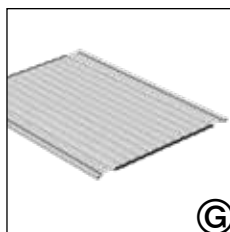
8 x 100

(K13)


2 DECKEL-PAKET





(F)



(G)

					SM 120
Paket Nr.	Pos.-Nr.	Artikel-Nummer	Maße (mm)	Artikelname	Stk.
 Gesamtpaket 7#060 (SM 120)	A			Boden	1
		XS302600	1170 x 667 x 22	Bodenplatte	1
		XS702321	/	Zugfeder für Deckel	1
	B	ES*02130	725 x 1090 x 40	Seitenwand links	1
	D	ES*02140	725 x 1090 x 40	Seitenwand rechts	1
	H	XS*02110	1160 x 151 x 12	Rückwand schmal	1
	C	XS*02111	1160 x 725 x 12	Rückwand breit	1
	E	XS302100	1145 x 626 x 30	Versteifungsprofil	1
	F		/	Rolladen oben (mit Schloss)	1
		ES302320	/	Deckel vormontiert	1
		ES*02330	/	Schlossblech komplett	1
		E2000014	/	Schloss mit Zylinder	1
	G			Rolladen vorne	1
		ES*02312	/	Griffblech	1
		ES302310	/	Vorderwand vormontiert	1
		ES*02313	/	Sockelblech	1
		XS702550	/	Kleinteilepäckchen	1
		Y6070060		Aufbauanleitung	1

					SM 160
Paket Nr.	Pos.-Nr.	Artikel-Nummer	Maße (mm)	Artikelname	Stk.
 Gesamtpaket 7#010 (SM 160)	A			Boden	1
		XS306600	1605 x 690 x 22	Bodenplatte	1
		XS706321	/	Zugfeder für Deckel	1
	B	ES*06130	780 x 1200 x 40	Seitenwand links	1
	D	ES*06140	780 x 1200 x 40	Seitenwand rechts	1
	H	XS*06110	1620 x 350 x 12	Rückwand schmal	1
	C	XS*06111	1620 x 722 x 12	Rückwand breit	1
	E	XS306100	1605 x 681 x 30	Versteifungsprofil	1
	F		/	Rolladen oben (mit Schloss)	1
		ES306320	/	Deckel vormontiert	1
		ES*06330	/	Schlossblech komplett	1
		E2000014	/	Schloss mit Zylinder	1
	G			Rolladen vorne	1
		ES*06312	/	Griffblech	1
		ES306310	/	Vorderwand vormontiert	1
		ES*06313	/	Sockelblech	1
		XS706550	/	Kleinteilepäckchen	1
		Y6070010		Aufbauanleitung	1

					SM 190
Paket Nr.	Pos.-Nr.	Artikel-Nummer	Maße (mm)	Artikelname	Stk.
 Profilpaket 7#021 (SM 190)	A			Boden	1
		XS309600	1902 x 905 x 22	Bodenplatte	1
		XS709321	/	Zugfeder für Deckel	1
	B	ES*09150	965 x 1360x40	Seitenwand links	1
	D	ES*09160	965 x 1360x40	Seitenwand rechts	1
	C	XS*09111	953 x 1020x11	Rückwand breit	2
	H	XS*09110	1855 x 81 x 14	Rückwand Aufsatzblech	1
	E	XS309100	1875 x 859 x 30	Versteifungsprofil	1
		XS709550	/	Kleinteilepäckchen	1
		Y6070020		Aufbauanleitung	1

					SM 190
Paket Nr.	Pos.-Nr.	Artikel-Nummer	Maße (mm)	Artikelname	Stk.
 Deckel und Vorderwand 7#022 (SM 190)	F			Rolladen oben (mit Schloss)	1
		ES309320	/	Deckel vormontiert	1
		ES*09330	/	Schlossblech komplett	1
		E2000014	/	Schloss mit Zylinder	1
	G			Rolladen vorne	1
		ES*09312	/	Griffblech	1
		ES309310	/	Vorderwand vormontiert	1
		ES*09313	/	Sockelblech	1

Farbe	Auswahl Artikelnummer	
silber-metallic	# → 2	* → 3
dunkelgrau-metallic	# → 3	* → 4
quarzgrau-metallic	# → 0	* → 8

				SM 120	SM 160	SM 190
Paket Nr.	Pos.-Nr.	Artikel-Nummer	Artikelname	Stk.	Stk.	Stk.
 Kleinteilepäckchen XS702550 (SM 120) XS706550 (SM 160) XS709550 (SM 190)	K1	A52001	Flachrundschraube 4x10mm	22	22	22
		A2000027	Beilagscheibe 4,3x9x0,8mm	22	22	22
		A2000029	Mutter Niro M4	22	22	22
	K2	A4002004	Niroblechschraube 4,8x13mm	17	17	17
	K3	A4002007	Niroblechschraube mit Kreuzschlitz 4,8x60mm	-	-	4
	K4	X6002411	Distanzteil für Führungsschiene	-	-	2
	K5	ES700105	Umlenkrolle	1	1	1
	K6	ES706157	Anschlag mit Feder	-	2	-
		ES709157		-	-	2
	K7	XS700156	Anschlag mit Gummipuffer	2	2	2
	K8	X6000404	Gummipuffer D15 M4x10	2	-	-
		A54015	Flügelmutter M4, Niro	2	-	-
	K9	XS700107	Halter für Verriegelungsstift	2	2	2
K10	XS700108	Verriegelungsstift vz	2	2	2	
K11	X2700217	Abdeckkappen D5x8mm, grauweiß, RAL 9002	20	20	20	
K12	A4003013	Senkkopfschraube 6x100mm	4	4	4	
K13	A4006011	Dübel DM 8x100mm	4	4	4	
	Y1000006	Schlüsselanhänger	1	1	1	
	X2000060	Steckschlüssel mit schwarzem Griff SW7	1	1	1	