


Lumina

Lumina Curve LED 2700K

3039983



Range Features

-



PRODUCT OVERVIEW

Certifications	CE
Colour temperature (K)	2700
Colour	White
CRI (Ra)	85
Dimmable	Non-dim / not dimmable (switched only)
EAN code	8711971399834
Luminous flux (lm)	270
Housing	Aluminium
IK rating	IK02
IP rating	IP20
Light colour	Amber white
LOR (%)	100
Mount	Wall surface
Ordering number	3039983
Efficacy (Rated) (lm/w)	54
Average life (h) - L70/B50	30000
Technology	LED
Voltage (V)	100-240

DATA TABLE

General data

Certifications	CE
Control gear type	Electronic
Dimmable	Non-dim / not dimmable (switched only)
EAN code	8711971399834
Environment	Integral
General application	Hospitality; Residential & Consumer
Housing	Aluminium

Lumina

Lumina Curve LED 2700K

3039983

Mount	Wall surface
Ordering number	3039983
Product name	Lumina Curve LED 2700K
Average life (h) - L70/B50	30000
Technology	LED
E-number FI	4271114
What temperature Life is measured at (°C):	25

Optical data

Colour temperature (K)	2700
CRI (Ra)	85
Distribution type	Direct / Indirect
Luminous flux (lm)	270
Light colour	Amber white
LOR (%)	100

Physical data

Colour	White
Height (mm)	67
IK rating	IK02
IP rating	IP20
Length (mm)	106
Width (mm)	188

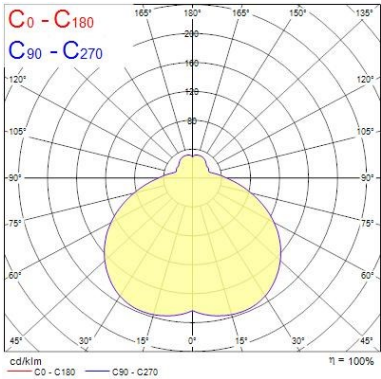
Electrical data

Drive current (mA)	500
Electrical protection	Class II
Efficacy (Rated) (lm/w)	54
Total power consumption (W)	5
Voltage (V)	100-240

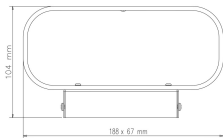
PHOTOMETRY

Lumina
Lumina Curve LED 2700K
3039983

0.5	2.86	E(0°) E(C0)	70.7"	260 5
1.0	5.71	E(0°) E(C0)	70.7"	66 1
1.5	8.57	E(0°) E(C0)	70.7"	29 1
2.0	11.42	E(0°) E(C0)	70.7"	16 0
2.5	14.28	E(0°) E(C0)	70.7"	10 0
3.0	17.13	E(0°) E(C0)	70.7"	7 0
Distance [m]		Cone diameter [m]		Illuminance [lx]
C0 - C180 (Half beam angle: 141.4°)				



TECHNICAL DRAWINGS



3039983 LUMINA Curve LED 2700K White

Lumina

Lumina Curve LED 2700K

3039983

