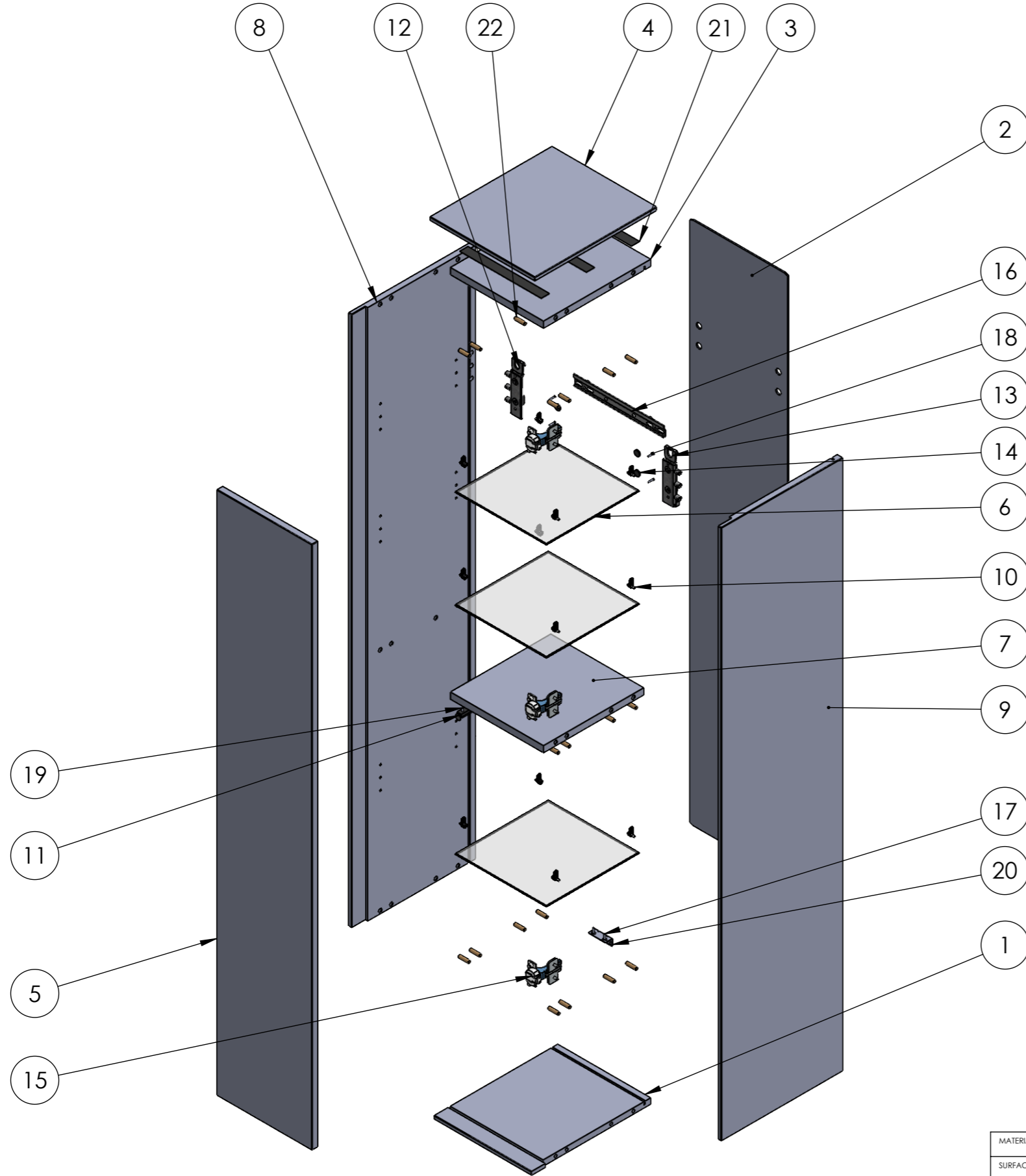
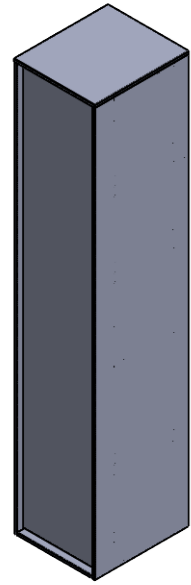


No. ARTICLE	NUMERO DE PIECE	configuration	QTE
1	ADEO-17036-203-02 Bottom Column FRAME	300x350	1
2	ADEO-17036-204-02 Back panel Column FRAME	Back panel Column FRAME	1
3	ADEO-17036-205-02 Top 2 Column FRAME	300x350	1
4	ADEO-17036-205-02 Top Column FRAME	300x350	1
5	ADEO-17036-206-02 Door Column FRAME	Door HANDLE 1511 x 275	1
6	ADEO-17036-207 glass shelf Column FRAME	262.5 x 268	3
7	ADEO-17036-207 shelf Column FRAME	268x289	1
8	ADEO-17036-304 Handle Column FRAME	1510	1
9	ADEO17036-202-02 Side Column FRAME Left	350 without Hinge	1
10	ADEO17036-202-02 Side Column FRAME Right	350 with Hinge	1
11	Cleat for glass schelve	POLIPLAST 196	12
12	HANGER SH6401 Left	GRASS with anti-uprising (VAUTH-SAGE NR.F155147941223)	1
13	HANGER SH6401 Right	GRASS with anti-uprising (VAUTH-SAGE NR.F155147942223)	1
14	Hanger Cover	Hanger Cover	4
15	Hinge BLUM	BLUM F1B3680	3
16	Rail for hanger 260mm	Default	1
17	SCREW	3.5 x 16	6
18	Screw 3x16	For mirror metal profil	3
19	Square 50x20x20	Défaut	1
20	Tape 24mm	TAPE 24mm Length 235	3
21	Wood Dowel 8x30	Défaut	24

TOP : ADEO-17036-205-02

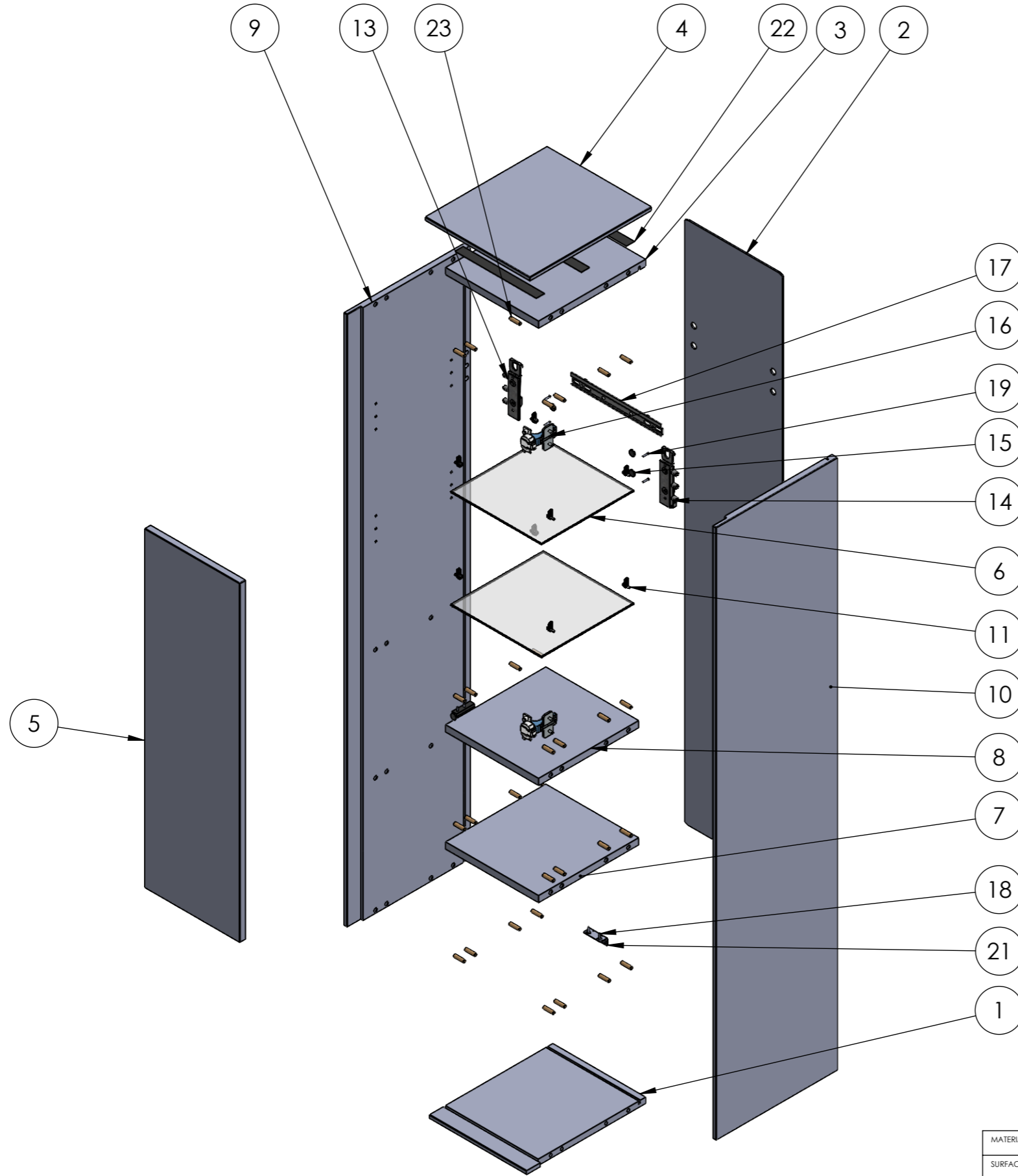
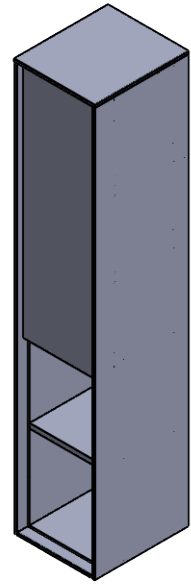
MATERIAL:	DO NOT SCALE DRAWING	SHEET 1 OF 1
SURFACE:	TITLE:	B
LINEAR TOLERANCE: - mm	ADEO-17036-201-04-01	
ANGULAR TOLERANCE: - deg	DESCRIPTION:	
WEIGHT: g	DOOR HANDLE - COLUMN	
SCALE: 1:20 UNIT: mm FORMAT: A3	This drawing is the exclusive property of ADEO . Any reproduction in part or whole without the written permission of ADEO is prohibited.	
AUTOR: C.Dormegnien	CHECKER: C.DORMEGNIE	
STATUS: APPROVED	DATE: 08/08/2024	



No. ARTICLE	NUMERO DE PIECE	configuration	QTE
1	ADEO-17036-203-02 Bottom Column FRAME	300x350	1
2	ADEO-17036-204-02 Back panel Column FRAME	Back panel Column FRAME	1
3	ADEO-17036-205-02 Top 2 Column FRAME	300x350	1
4	ADEO-17036-205-02 Top Column FRAME	300x350	1
5	ADEO-17036-206-02 Door Column FRAME	Door PSL 1511 x 275	1
6	ADEO-17036-207 glass shelf Column FRAME	262.5 x 268	3
7	ADEO-17036-207 shelf Column FRAME	268x289 with PSL Left	1
8	ADEO17036-202-02 Side Column FRAME Left	350 without Hinge	1
9	ADEO17036-202-02 Side Column FRAME Right	350 with Hinge	1
10	Cleat for glass schelve	POLIPLAST 196	12
11	Ejector LINE	K PUSH Italiana ferramenta	1
12	HANGER SH6401 Left	GRASS with anti-uprising (VAUTH-SAGE NR.F155147941223)	1
13	HANGER SH6401 Right	GRASS with anti-uprising (VAUTH-SAGE NR.F155147942223)	1
14	Hanger Cover	Hanger Cover	4
15	Hinge BLUM	BLUM F1B3680	3
16	Rail for hanger 260mm	Default	1
17	SCREW	3.5 x 16	2
18	SCREW	4 x 16	4
19	Screw 2.9x13	FOR HANDLE or FOR EJECTOR	2
20	Square 50x20x20	Défaut	1
21	Tape 24mm	TAPE 24mm Length 235	3
22	Wood Dowel 8x30	Défaut	24

TOP : ADEO-17036-205-02

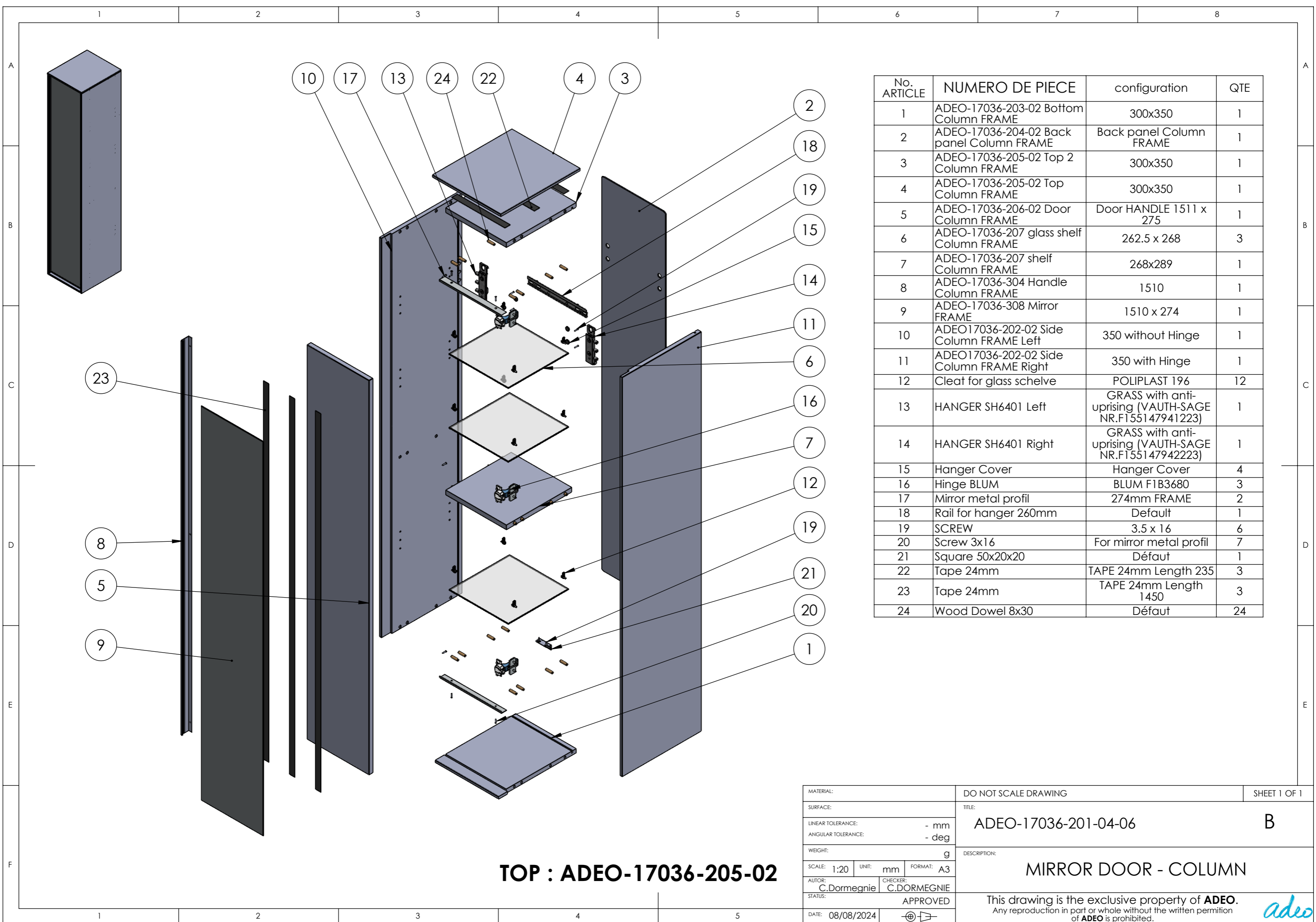
MATERIAL:	DO NOT SCALE DRAWING		SHEET 1 OF 1
SURFACE:	TITLE:		B
LINEAR TOLERANCE: - mm ANGULAR TOLERANCE: - deg	ADEO-17036-201-04-02		
WEIGHT: g	DESCRIPTION:		DOOR PSL - COLUMN
SCALE: 1:20 UNIT: mm FORMAT: A3	This drawing is the exclusive property of ADEO . Any reproduction in part or whole without the written permission of ADEO is prohibited.		
AUTOR: C.Dormegnì STATUS: APPROVED	CHECKER: C.DORMEGNIE		
DATE: 08/08/2024			



No. ARTICLE	NUMERO DE PIECE	configuration	QTE
1	ADEO-17036-203-02 Bottom Column FRAME	300x350	1
2	ADEO-17036-204-02 Back panel Column FRAME	Back panel Column FRAME	1
3	ADEO-17036-205-02 Top 2 Column FRAME	300x350	1
4	ADEO-17036-205-02 Top Column FRAME	300x350	1
5	ADEO-17036-206-02 Door Column FRAME	Door PSL 897 x 275	1
6	ADEO-17036-207 glass shelf Column FRAME	262.5 x 268	2
7	ADEO-17036-207 shelf Column FRAME	268x289	1
8	ADEO-17036-207 shelf Column FRAME	268x289 with PSL Left	1
9	ADEO17036-202-02 Side Column FRAME Left	350 without Hinge for Door 897	1
10	ADEO17036-202-02 Side Column FRAME Right	350 with hinge for Mirror	1
11	Cleat for glass schelve	POLIPLAST 196	8
12	Ejector LINE	K PUSH Italiana ferramenta	1
13	HANGER SH6401 Left	GRASS with anti-uprising (VAUTH-SAGE NR.F155147941223)	1
14	HANGER SH6401 Right	GRASS with anti-uprising (VAUTH-SAGE NR.F155147942223)	1
15	Hanger Cover	Hanger Cover	4
16	Hinge BLUM	BLUM F1B3680	2
17	Rail for hanger 260mm	Default	1
18	SCREW	3.5 x 16	2
19	SCREW	4 x 16	4
20	Screw 2.9x13	FOR HANDLE or FOR EJECTOR	2
21	Square 50x20x20	Défaut	1
22	Tape 24mm	TAPE 24mm Length 235	3
23	Wood Dowel 8x30	Défaut	32

TOP : ADEO-17036-205-02

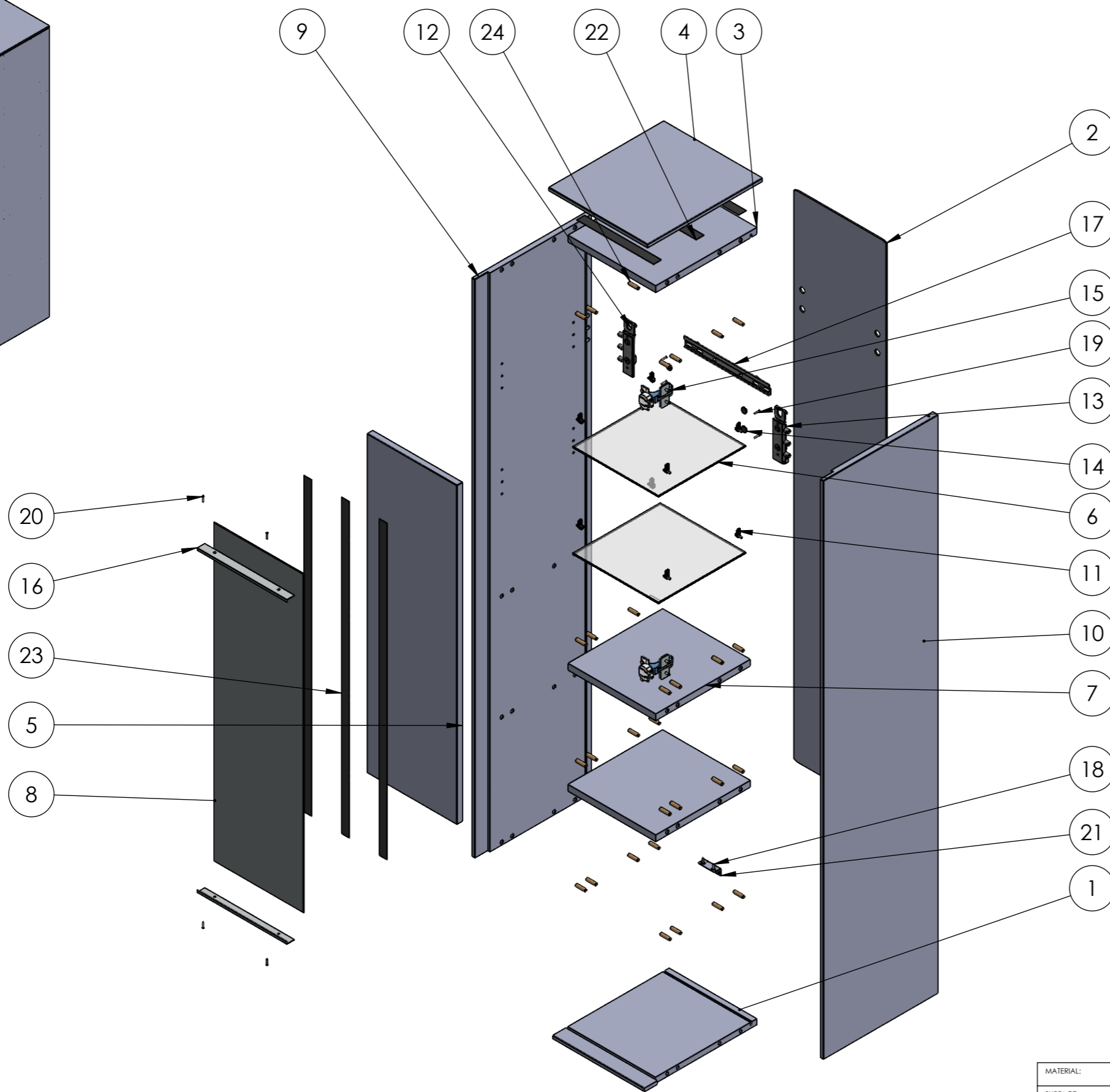
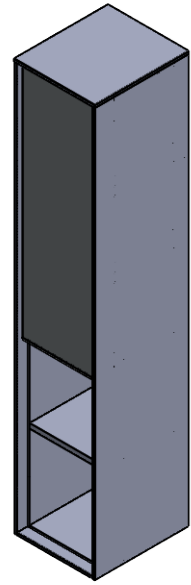
MATERIAL:	DO NOT SCALE DRAWING		SHEET 1 OF 1
SURFACE:	TITLE:		B
LINEAR TOLERANCE: - mm ANGULAR TOLERANCE: - deg	ADEO-17036-201-04-05		
WEIGHT: g	DESCRIPTION:		DOOR PSL - COLUMN
SCALE: 1:20 UNIT: mm FORMAT: A3	This drawing is the exclusive property of ADEO. Any reproduction in part or whole without the written permission of ADEO is prohibited.		
AUTOR: C.Dormegnì STATUS: APPROVED	CHECKER: C.DORMEGNIE		
DATE: 08/08/2024			



No. ARTICLE	NUMERO DE PIECE	configuration	QTE
1	ADEO-17036-203-02 Bottom Column FRAME	300x350	1
2	ADEO-17036-204-02 Back panel Column FRAME	Back panel Column FRAME	1
3	ADEO-17036-205-02 Top 2 Column FRAME	300x350	1
4	ADEO-17036-205-02 Top Column FRAME	300x350	1
5	ADEO-17036-206-02 Door Column FRAME	Door HANDLE 1511 x 275	1
6	ADEO-17036-207 glass shelf Column FRAME	262.5 x 268	3
7	ADEO-17036-207 shelf Column FRAME	268x289	1
8	ADEO-17036-304 Handle Column FRAME	1510	1
9	ADEO-17036-308 Mirror FRAME	1510 x 274	1
10	ADEO17036-202-02 Side Column FRAME Left	350 without Hinge	1
11	ADEO17036-202-02 Side Column FRAME Right	350 with Hinge	1
12	Cleat for glass schelve	POLIPLAST 196	12
13	HANGER SH6401 Left	GRASS with anti-uprising (VAUTH-SAGE NR.F155147941223)	1
14	HANGER SH6401 Right	GRASS with anti-uprising (VAUTH-SAGE NR.F155147942223)	1
15	Hanger Cover	Hanger Cover	4
16	Hinge BLUM	BLUM F1B3680	3
17	Mirror metal profil	274mm FRAME	2
18	Rail for hanger 260mm	Default	1
19	SCREW	3.5 x 16	6
20	Screw 3x16	For mirror metal profil	7
21	Square 50x20x20	Défaut	1
22	Tape 24mm	TAPE 24mm Length 235	3
23	Tape 24mm	TAPE 24mm Length 1450	3
24	Wood Dowel 8x30	Défaut	24

TOP : ADEO-17036-205-02

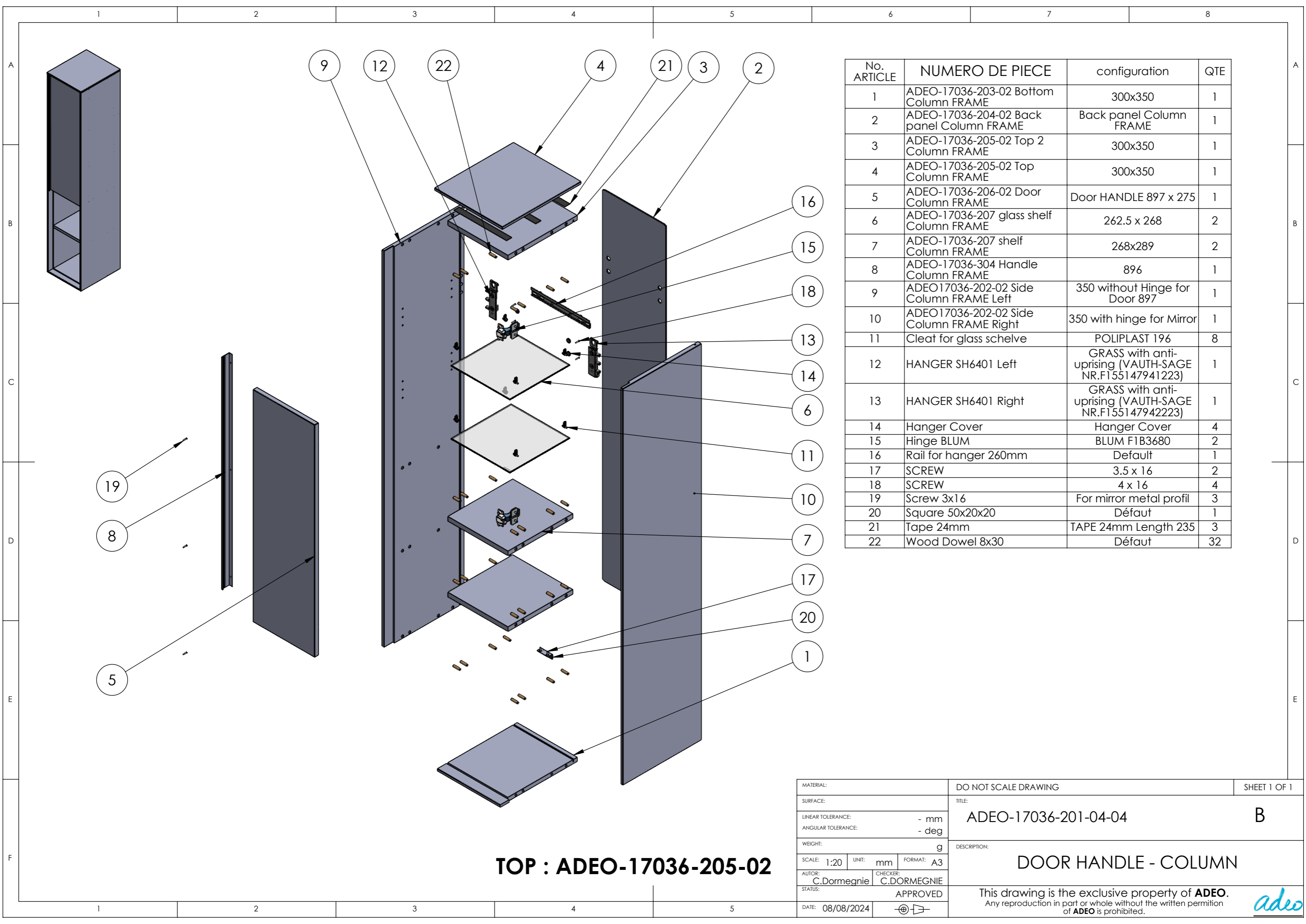
MATERIAL:	DO NOT SCALE DRAWING		SHEET 1 OF 1
SURFACE:	TITLE:		B
LINEAR TOLERANCE: - mm	ADEO-17036-201-04-06		
ANGULAR TOLERANCE: - deg	DESCRIPTION:		MIRROR DOOR - COLUMN
WEIGHT: g	This drawing is the exclusive property of ADEO.		
SCALE: 1:20 UNIT: mm FORMAT: A3	Any reproduction in part or whole without the written permission of ADEO is prohibited.		
AUTOR: C.DORMEGNIE CHECKER: C.DORMEGNIE	APPROVED		
DATE: 08/08/2024	DATE: 08/08/2024		



No. ARTICLE	NUMERO DE PIECE	configuration	QTE
1	ADEO-17036-203-02 Bottom Column FRAME	300x350	1
2	ADEO-17036-204-02 Back panel Column FRAME	Back panel Column FRAME	1
3	ADEO-17036-205-02 Top 2 Column FRAME	300x350	1
4	ADEO-17036-205-02 Top Column FRAME	300x350	1
5	ADEO-17036-206-02 Door Column FRAME	Door PSL 897 x 275	1
6	ADEO-17036-207 glass shelf Column FRAME	262.5 x 268	2
7	ADEO-17036-207 shelf Column FRAME	268x289	2
8	ADEO-17036-308 Mirror FRAME	896 x 274	1
9	ADEO 17036-202-02 Side Column FRAME Left	350 without Hinge for Door 897	1
10	ADEO 17036-202-02 Side Column FRAME Right	350 with hinge for Mirror	1
11	Cleat for glass schelve	POLIPLAST 196	8
12	HANGER SH6401 Left	GRASS with anti-uprising (VAUTH-SAGE NR.F155147941223)	1
13	HANGER SH6401 Right	GRASS with anti-uprising (VAUTH-SAGE NR.F155147942223)	1
14	Hanger Cover	Hanger Cover	4
15	Hinge BLUM	BLUM F1B3680	2
16	Mirror metal profil	274mm FRAME	2
17	Rail for hanger 260mm	Default	1
18	SCREW	3.5 x 16	2
19	SCREW	4 x 16	4
20	Screw 3x16	For mirror metal profil	4
21	Square 50x20x20	Défaut	1
22	Tape 24mm	TAPE 24mm Length 235	3
23	Tape 24mm	TAPE 24mm Length 890	3
24	Wood Dowel 8x30	Défaut	32

TOP : ADEO-17036-205-02

MATERIAL:	DO NOT SCALE DRAWING	SHEET 1 OF 1
SURFACE:	TITLE:	ADEO-17036-201-04-03
LINEAR TOLERANCE: - mm	ANGULAR TOLERANCE: - deg	B
WEIGHT: g	DESCRIPTION:	MIRROR DOOR - COLUMN
SCALE: 1:20 UNIT: mm FORMAT: A3	This drawing is the exclusive property of ADEO . Any reproduction in part or whole without the written permission of ADEO is prohibited.	
AUTOR: C.Dormegnien	CHECKER: C.DORMEGNIE	
STATUS: APPROVED	DATE: 08/08/2024	





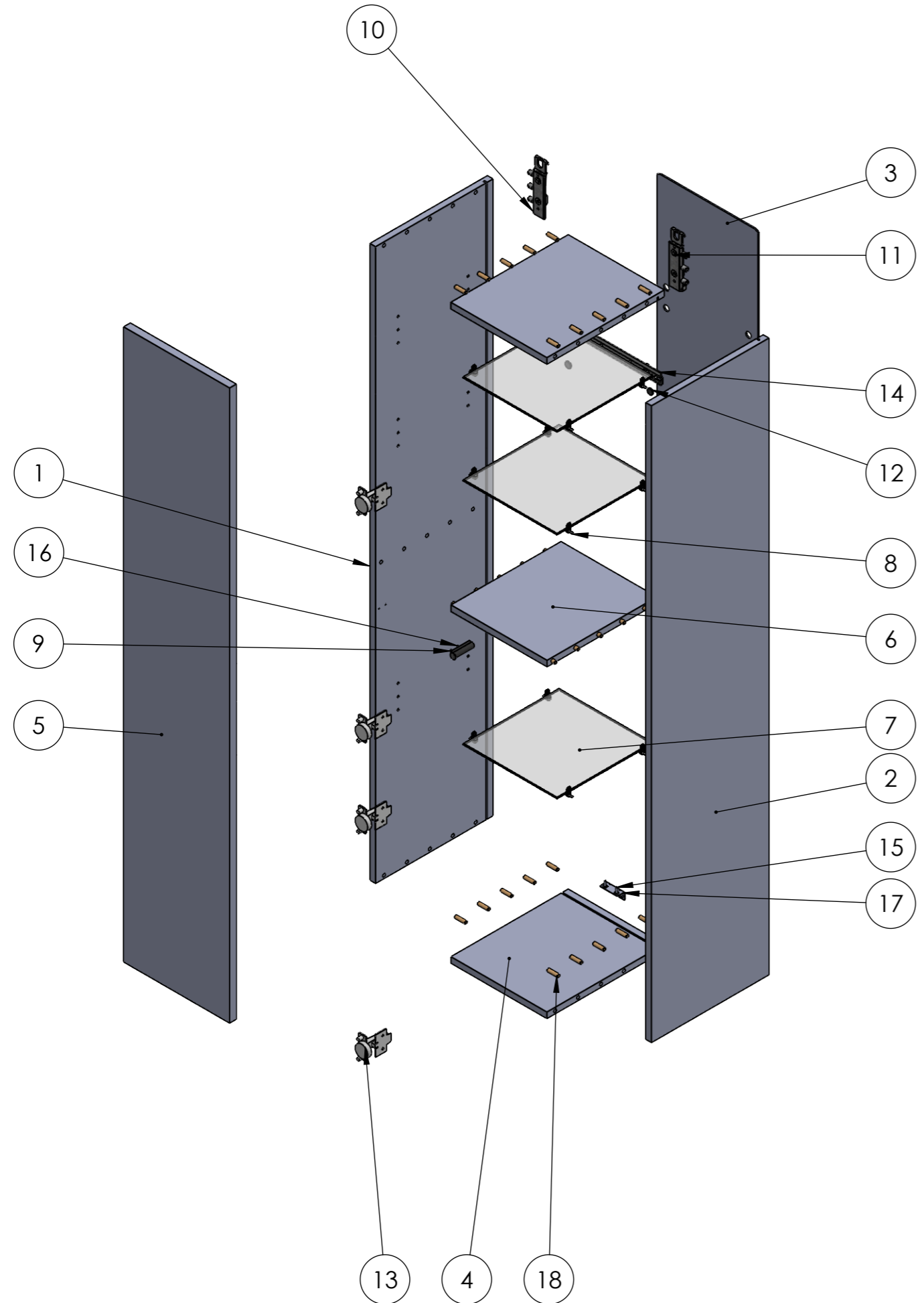
No. ARTICLE	NUMERO DE PIECE	configuration	QTE
1	ADEO-17036-203-02 Bottom Column FRAME	300x350	1
2	ADEO-17036-204-02 Back panel Column FRAME	Back panel Column FRAME	1
3	ADEO-17036-205-02 Top 2 Column FRAME	300x350	1
4	ADEO-17036-205-02 Top Column FRAME	300x350	1
5	ADEO-17036-206-02 Door Column FRAME	Door HANDLE 897 x 275	1
6	ADEO-17036-207 glass shelf Column FRAME	262.5 x 268	2
7	ADEO-17036-207 shelf Column FRAME	268x289	2
8	ADEO-17036-304 Handle Column FRAME	896	1
9	ADEO17036-202-02 Side Column FRAME Left	350 without Hinge for Door 897	1
10	ADEO17036-202-02 Side Column FRAME Right	350 with hinge for Mirror	1
11	Cleat for glass schelve	POLIPLAST 196	8
12	HANGER SH6401 Left	GRASS with anti-uprising (VAUTH-SAGE NR.F155147941223)	1
13	HANGER SH6401 Right	GRASS with anti-uprising (VAUTH-SAGE NR.F155147942223)	1
14	Hanger Cover	Hanger Cover	4
15	Hinge BLUM	BLUM F1B3680	2
16	Rail for hanger 260mm	Default	1
17	SCREW	3.5 x 16	2
18	SCREW	4 x 16	4
19	Screw 3x16	For mirror metal profil	3
20	Square 50x20x20	Défaut	1
21	Tape 24mm	TAPE 24mm Length 235	3
22	Wood Dowel 8x30	Défaut	32

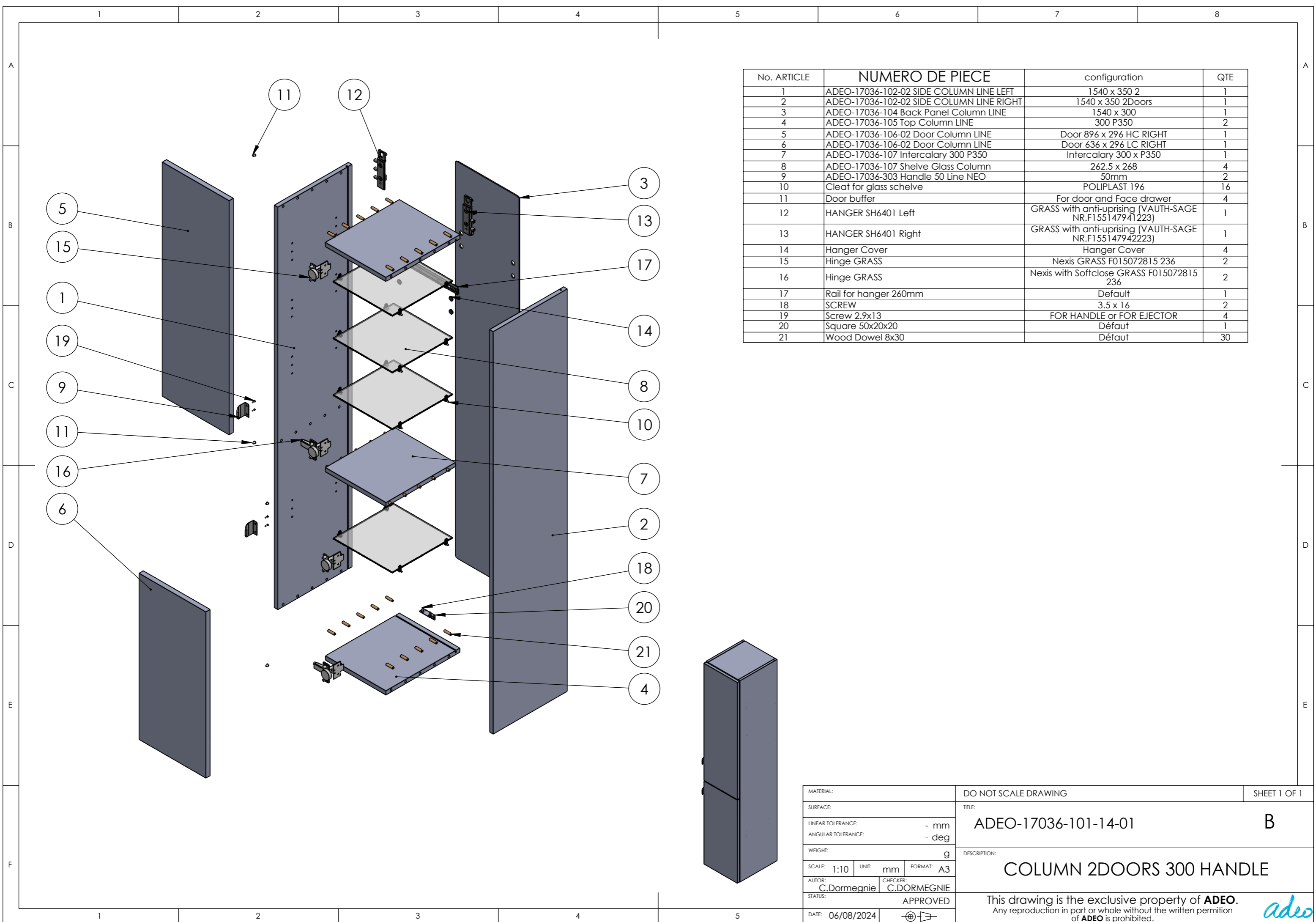
TOP : ADEO-17036-205-02

MATERIAL:	DO NOT SCALE DRAWING		SHEET 1 OF 1
SURFACE:	TITLE:		B
LINEAR TOLERANCE: - mm ANGULAR TOLERANCE: - deg	ADEO-17036-201-04-04		
WEIGHT: g	DESCRIPTION:		DOOR HANDLE - COLUMN
SCALE: 1:20 UNIT: mm FORMAT: A3	This drawing is the exclusive property of ADEO. Any reproduction in part or whole without the written permission of ADEO is prohibited.		
AUTOR: C.DORMEGNIE STATUS: APPROVED	CHECKER: C.DORMEGNIE		
DATE: 08/08/2024			

No. ARTICLE	NUMERO DE PIECE	configuration	QTE
1	ADEO-17036-102-02 SIDE COLUMN LINE LEFT	1540 x 350 PSL	1
2	ADEO-17036-102-02 SIDE COLUMN LINE RIGHT	1540 x 350 Door	1
3	ADEO-17036-104 Back Panel Column LINE	1540 x 300	1
4	ADEO-17036-105 Top Column LINE	300 P350	2
5	ADEO-17036-106-02 Door Column LINE	Door 1536 x 296 PSL	1
6	ADEO-17036-107 Intercalary 300 P350	Intercalary 300 x P350	1
7	ADEO-17036-107 Shelve Glass Column	262.5 x 268	3
8	Cleat for glass schelve	POLIPLAST 196	12
9	Ejector LINE	K PUSH Italiana ferramenta	1
10	HANGER SH6401 Left	GRASS with anti-uprising (VAUTH-SAGE NR.F155147941223)	1
11	HANGER SH6401 Right	GRASS with anti-uprising (VAUTH-SAGE NR.F155147942223)	1
12	Hanger Cover	Hanger Cover	4
13	Hinge GRASS	Nexis without spring (PSL) GRASS F015135474 236	4
14	Rail for hanger 260mm	Default	1
15	SCREW	3.5 x 16	2
16	Screw 2.9x13	FOR HANDLE or FOR EJECTOR	2
17	Square 50x20x20	Défaut	1
18	Wood Dowel 8x30	Défaut	30

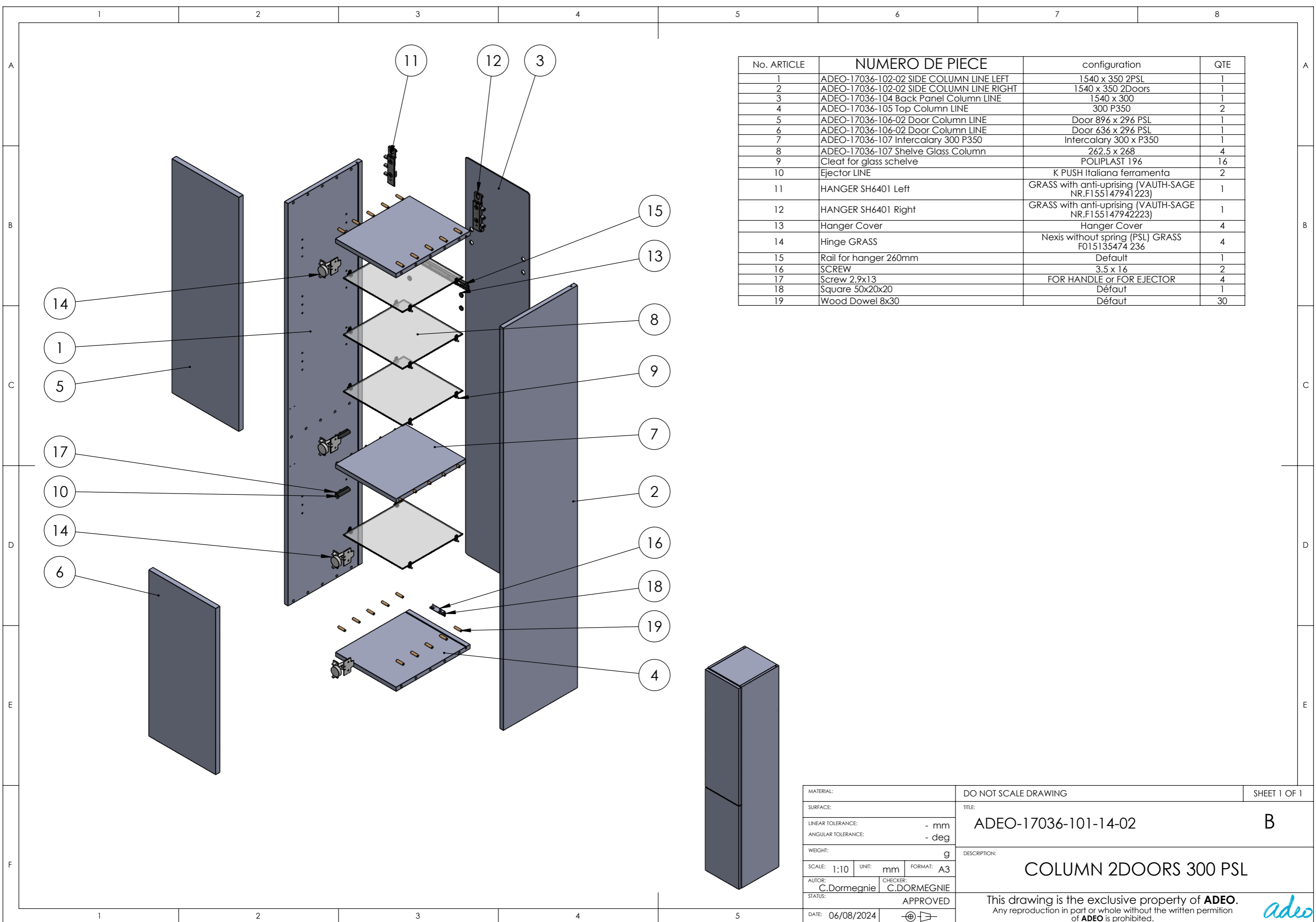
MATERIAL:	DO NOT SCALE DRAWING		SHEET 1 OF 1
SURFACE:	TITLE:		B
LINEAR TOLERANCE: - mm ANGULAR TOLERANCE: - deg	ADEO-17036-101-13-02		
WEIGHT: g	DESCRIPTION:		COLUMN 1 DOOR 300 PSL
SCALE: 1:10 UNIT: mm FORMAT: A3	This drawing is the exclusive property of ADEO . Any reproduction in part or whole without the written permission of ADEO is prohibited.		
AUTOR: C.Dormegnien STATUS: APPROVED	CHECKER: C.DORMEGNIE		
DATE: 06/08/2024			





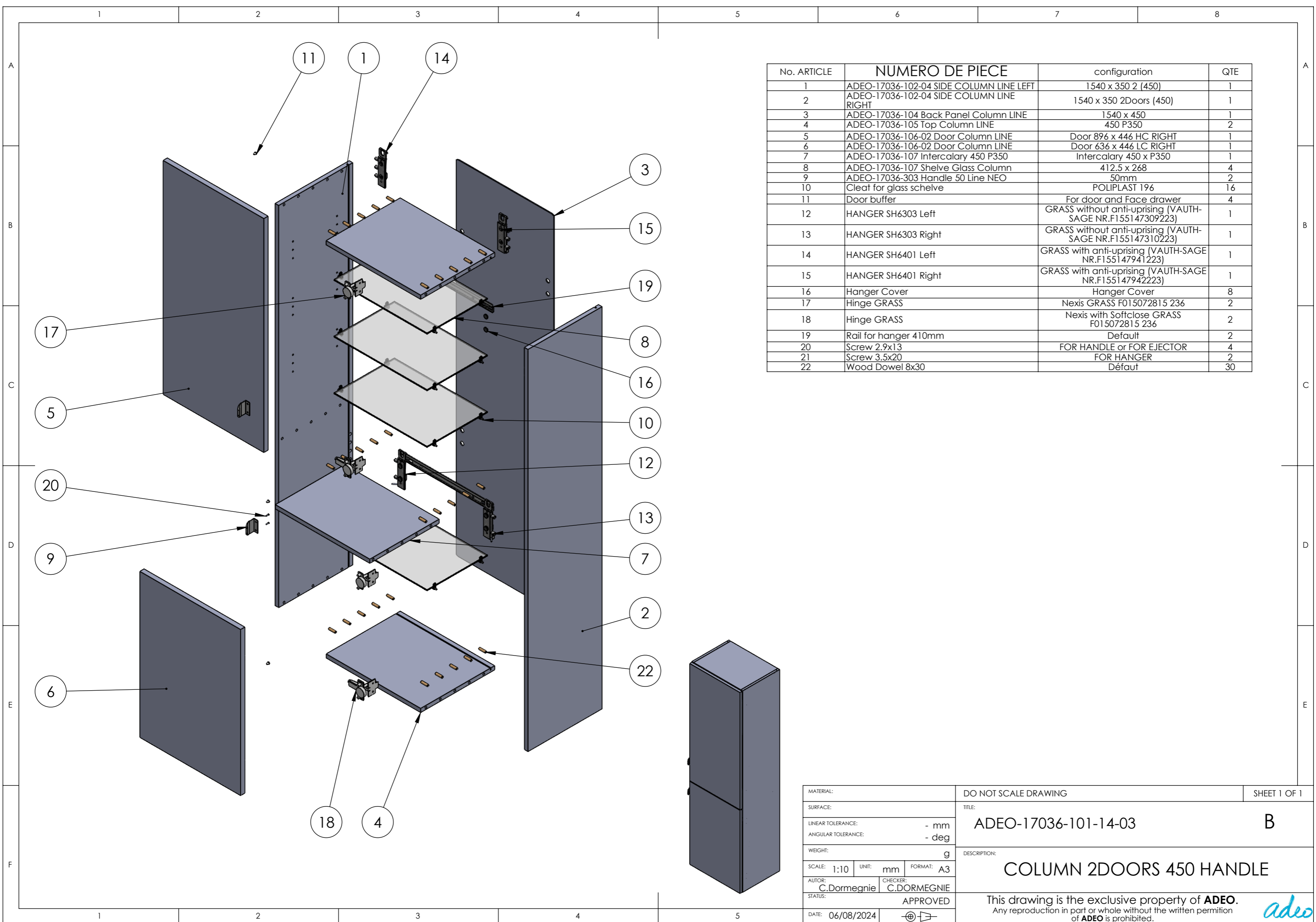
No. ARTICLE	NUMERO DE PIECE	configuration	QTE
1	ADEO-17036-102-02 SIDE COLUMN LINE LEFT	1540 x 350 2	1
2	ADEO-17036-102-02 SIDE COLUMN LINE RIGHT	1540 x 350 2Doors	1
3	ADEO-17036-104 Back Panel Column LINE	1540 x 300	1
4	ADEO-17036-105 Top Column LINE	300 P350	2
5	ADEO-17036-106-02 Door Column LINE	Door 896 x 296 HC RIGHT	1
6	ADEO-17036-106-02 Door Column LINE	Door 636 x 296 LC RIGHT	1
7	ADEO-17036-107 Intercalary 300 P350	Intercalary 300 x P350	1
8	ADEO-17036-107 Shelve Glass Column	262.5 x 268	4
9	ADEO-17036-303 Handle 50 Line NEO	50mm	2
10	Cleat for glass schelve	POLIPLAST 196	16
11	Door buffer	For door and Face drawer	4
12	HANGER SH6401 Left	GRASS with anti-uprising (VAUTH-SAGE NR.F155147941223)	1
13	HANGER SH6401 Right	GRASS with anti-uprising (VAUTH-SAGE NR.F155147942223)	1
14	Hanger Cover	Hanger Cover	4
15	Hinge GRASS	Nexis GRASS F015072815 236	2
16	Hinge GRASS	Nexis with Softclose GRASS F015072815 236	2
17	Rail for hanger 260mm	Default	1
18	SCREW	3.5 x 16	2
19	Screw 2.9x13	FOR HANDLE or FOR EJECTOR	4
20	Square 50x20x20	Défaut	1
21	Wood Dowel 8x30	Défaut	30

MATERIAL:	DO NOT SCALE DRAWING	SHEET 1 OF 1
SURFACE:	TITLE:	ADEO-17036-101-14-01
LINEAR TOLERANCE: - mm	ANGULAR TOLERANCE: - deg	B
WEIGHT: g	DESCRIPTION:	COLUMN 2DOORS 300 HANDLE
SCALE: 1:10 UNIT: mm FORMAT: A3	AUTOR: C.Dormegnien	CHECKER: C.DORMEGNIE
STATUS: APPROVED	This drawing is the exclusive property of ADEO . Any reproduction in part or whole without the written permission of ADEO is prohibited.	
DATE: 06/08/2024		



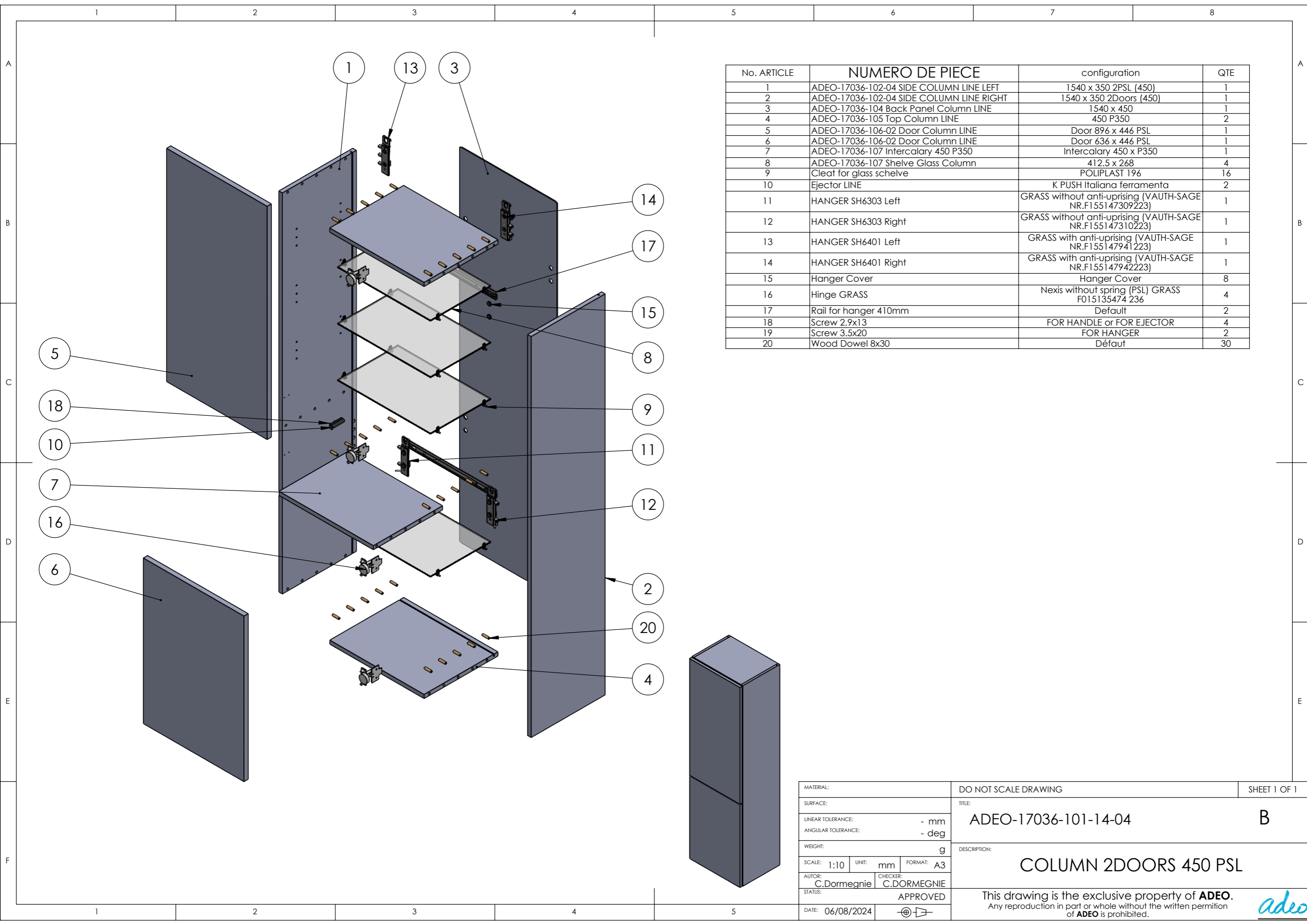
No. ARTICLE	NUMERO DE PIECE	configuration	QTE
1	ADEO-17036-102-02 SIDE COLUMN LINE LEFT	1540 x 350 2PSL	1
2	ADEO-17036-102-02 SIDE COLUMN LINE RIGHT	1540 x 350 2Doors	1
3	ADEO-17036-104 Back Panel Column LINE	1540 x 300	1
4	ADEO-17036-105 Top Column LINE	300 P350	2
5	ADEO-17036-106-02 Door Column LINE	Door 896 x 296 PSL	1
6	ADEO-17036-106-02 Door Column LINE	Door 636 x 296 PSL	1
7	ADEO-17036-107 Intercalary 300 P350	Intercalary 300 x P350	1
8	ADEO-17036-107 Shelve Glass Column	262.5 x 268	4
9	Cleat for glass schelve	POLIPLAST 196	16
10	Ejector LINE	K PUSH Italiana ferramenta	2
11	HANGER SH6401 Left	GRASS with anti-uprising (VAUTH-SAGE NR.F155147941223)	1
12	HANGER SH6401 Right	GRASS with anti-uprising (VAUTH-SAGE NR.F155147942223)	1
13	Hanger Cover	Hanger Cover	4
14	Hinge GRASS	Nexis without spring (PSL) GRASS F015135474 236	4
15	Rail for hanger 260mm	Default	1
16	SCREW	3.5 x 16	2
17	Screw 2.9x13	FOR HANDLE or FOR EJECTOR	4
18	Square 50x20x20	Défaut	1
19	Wood Dowel 8x30	Défaut	30

MATERIAL:	DO NOT SCALE DRAWING		SHEET 1 OF 1
SURFACE:	TITLE:		B
LINEAR TOLERANCE: - mm	ADEO-17036-101-14-02		
ANGULAR TOLERANCE: - deg	DESCRIPTION:		COLUMN 2DOORS 300 PSL
WEIGHT: g	This drawing is the exclusive property of ADEO.		
SCALE: 1:10 UNIT: mm FORMAT: A3	Any reproduction in part or whole without the written permission of ADEO is prohibited.		
AUTOR: C.Dormegnì CHECKER: C.DORMEGNIE	APPROVED		
DATE: 06/08/2024			



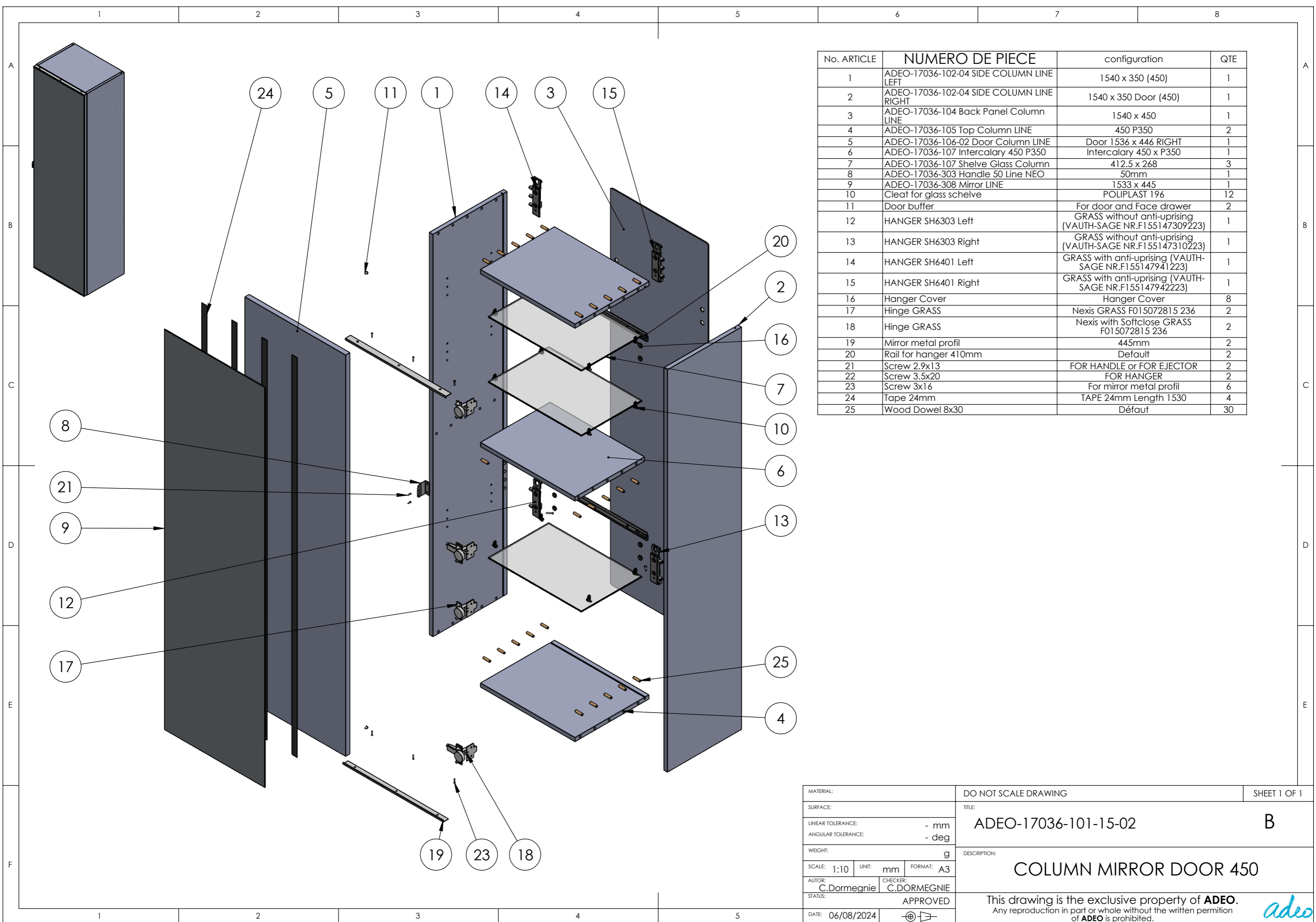
No. ARTICLE	NUMERO DE PIECE	configuration	QTE
1	ADEO-17036-102-04 SIDE COLUMN LINE LEFT	1540 x 350 2 (450)	1
2	ADEO-17036-102-04 SIDE COLUMN LINE RIGHT	1540 x 350 2Doors (450)	1
3	ADEO-17036-104 Back Panel Column LINE	1540 x 450	1
4	ADEO-17036-105 Top Column LINE	450 P350	2
5	ADEO-17036-106-02 Door Column LINE	Door 896 x 446 HC RIGHT	1
6	ADEO-17036-106-02 Door Column LINE	Door 636 x 446 LC RIGHT	1
7	ADEO-17036-107 Intercalary 450 P350	Intercalary 450 x P350	1
8	ADEO-17036-107 Shelve Glass Column	412.5 x 268	4
9	ADEO-17036-303 Handle 50 Line NEO	50mm	2
10	Cleat for glass schelve	POLIPLAST 196	16
11	Door buffer	For door and Face drawer	4
12	HANGER SH6303 Left	GRASS without anti-uprising (VAUTH-SAGE NR.F155147309223)	1
13	HANGER SH6303 Right	GRASS without anti-uprising (VAUTH-SAGE NR.F155147310223)	1
14	HANGER SH6401 Left	GRASS with anti-uprising (VAUTH-SAGE NR.F155147941223)	1
15	HANGER SH6401 Right	GRASS with anti-uprising (VAUTH-SAGE NR.F155147942223)	1
16	Hanger Cover	Hanger Cover	8
17	Hinge GRASS	Nexis GRASS F015072815 236	2
18	Hinge GRASS	Nexis with Softclose GRASS F015072815 236	2
19	Rail for hanger 410mm	Default	2
20	Screw 2.9x13	FOR HANDLE or FOR EJECTOR	4
21	Screw 3.5x20	FOR HANGER	2
22	Wood Dowel 8x30	Défaut	30

MATERIAL:	DO NOT SCALE DRAWING		SHEET 1 OF 1
SURFACE:	TITLE:		B
LINEAR TOLERANCE: - mm ANGULAR TOLERANCE: - deg	ADEO-17036-101-14-03		
WEIGHT: g	DESCRIPTION:		COLUMN 2DOORS 450 HANDLE
SCALE: 1:10 UNIT: mm FORMAT: A3	This drawing is the exclusive property of ADEO. Any reproduction in part or whole without the written permission of ADEO is prohibited.		
AUTOR: C.Dormegnien STATUS: APPROVED	CHECKER: C.DORMEGNIE		
DATE: 06/08/2024			



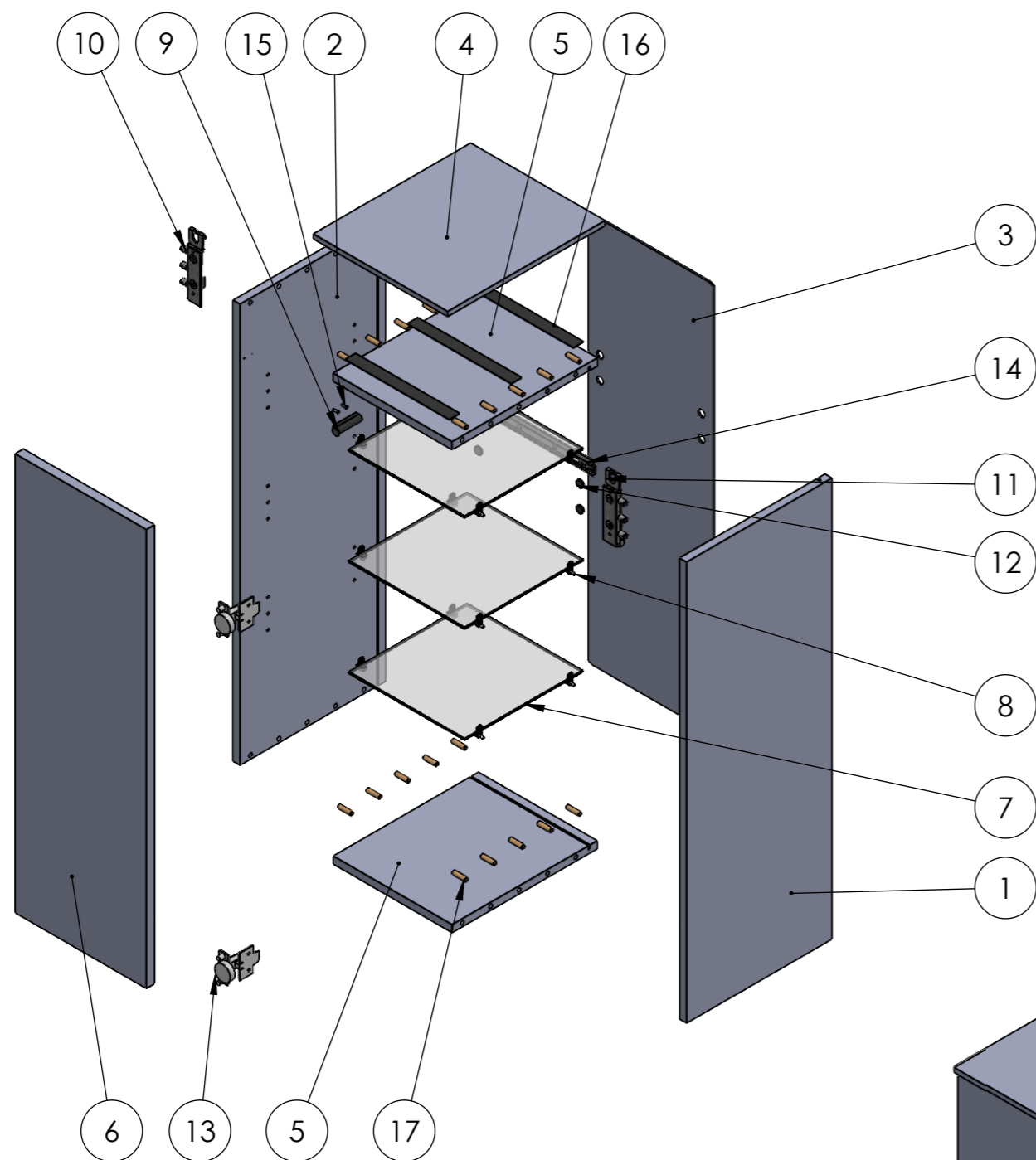
No. ARTICLE	NUMERO DE PIECE	configuration	QTE
1	ADEO-17036-102-04 SIDE COLUMN LINE LEFT	1540 x 350 2PSL (450)	1
2	ADEO-17036-102-04 SIDE COLUMN LINE RIGHT	1540 x 350 2Doors (450)	1
3	ADEO-17036-104 Back Panel Column LINE	1540 x 450	1
4	ADEO-17036-105 Top Column LINE	450 P350	2
5	ADEO-17036-106-02 Door Column LINE	Door 896 x 446 PSL	1
6	ADEO-17036-106-02 Door Column LINE	Door 636 x 446 PSL	1
7	ADEO-17036-107 Intercalary 450 P350	Intercalary 450 x P350	1
8	ADEO-17036-107 Shelf Glass Column	412.5 x 268	4
9	Cleat for glass schelve	POLIPLAST 196	16
10	Ejector LINE	K PUSH Italiana ferramenta	2
11	HANGER SH6303 Left	GRASS without anti-uprising (VAUTH-SAGE NR.F155147309223)	1
12	HANGER SH6303 Right	GRASS without anti-uprising (VAUTH-SAGE NR.F155147310223)	1
13	HANGER SH6401 Left	GRASS with anti-uprising (VAUTH-SAGE NR.F155147941223)	1
14	HANGER SH6401 Right	GRASS with anti-uprising (VAUTH-SAGE NR.F155147942223)	1
15	Hanger Cover	Hanger Cover	8
16	Hinge GRASS	Nexis without spring (PSL) GRASS F015135474 236	4
17	Rail for hanger 410mm	Default	2
18	Screw 2.9x13	FOR HANDLE or FOR EJECTOR	4
19	Screw 3.5x20	FOR HANGER	2
20	Wood Dowel 8x30	Défaut	30

MATERIAL:	DO NOT SCALE DRAWING		SHEET 1 OF 1
SURFACE:	TITLE:		B
LINEAR TOLERANCE: - mm ANGULAR TOLERANCE: - deg	ADEO-17036-101-14-04		
WEIGHT: g	DESCRIPTION:		COLUMN 2DOORS 450 PSL
SCALE: 1:10 UNIT: mm FORMAT: A3	This drawing is the exclusive property of ADEO. Any reproduction in part or whole without the written permission of ADEO is prohibited.		
AUTOR: C.Dormegnì STATUS: APPROVED	CHECKER: C.DORMEGNIE		
DATE: 06/08/2024			



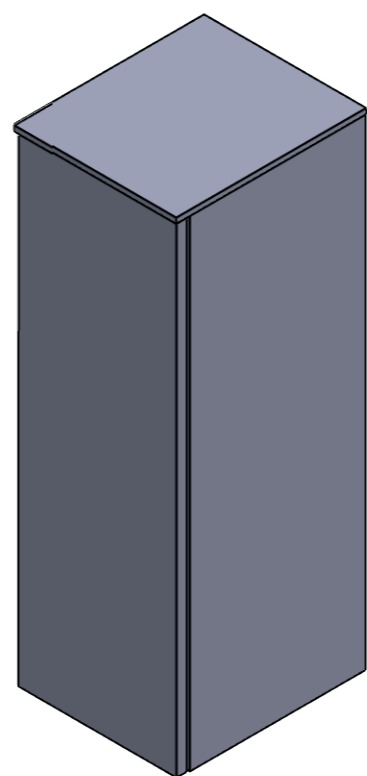
No. ARTICLE	NUMERO DE PIECE	configuration	QTE
1	ADEO-17036-102-04 SIDE COLUMN LINE LEFT	1540 x 350 (450)	1
2	ADEO-17036-102-04 SIDE COLUMN LINE RIGHT	1540 x 350 Door (450)	1
3	ADEO-17036-104 Back Panel Column LINE	1540 x 450	1
4	ADEO-17036-105 Top Column LINE	450 P350	2
5	ADEO-17036-106-02 Door Column LINE	Door 1536 x 446 RIGHT	1
6	ADEO-17036-107 Intercalary 450 P350	Intercalary 450 x P350	1
7	ADEO-17036-107 Shelve Glass Column	412.5 x 268	3
8	ADEO-17036-303 Handle 50 Line NEO	50mm	1
9	ADEO-17036-308 Mirror LINE	1533 x 445	1
10	Cleat for glass schelve	POLIPLAST 196	12
11	Door buffer	For door and Face drawer	2
12	HANGER SH6303 Left	GRASS without anti-uprising (VAUTH-SAGE NR.F155147309223)	1
13	HANGER SH6303 Right	GRASS without anti-uprising (VAUTH-SAGE NR.F155147310223)	1
14	HANGER SH6401 Left	GRASS with anti-uprising (VAUTH-SAGE NR.F155147941223)	1
15	HANGER SH6401 Right	GRASS with anti-uprising (VAUTH-SAGE NR.F155147942223)	1
16	Hanger Cover	Hanger Cover	8
17	Hinge GRASS	Nexis GRASS F015072815 236	2
18	Hinge GRASS	Nexis with Softclose GRASS F015072815 236	2
19	Mirror metal profil	445mm	2
20	Rail for hanger 410mm	Default	2
21	Screw 2.9x13	FOR HANDLE or FOR EJECTOR	2
22	Screw 3.5x20	FOR HANGER	2
23	Screw 3x16	For mirror metal profil	6
24	Tape 24mm	TAPE 24mm Length 1530	4
25	Wood Dowel 8x30	Défaut	30

MATERIAL:	DO NOT SCALE DRAWING		SHEET 1 OF 1
SURFACE:	TITLE:		B
LINEAR TOLERANCE: - mm	ADEO-17036-101-15-02		
ANGULAR TOLERANCE: - deg	DESCRIPTION:		COLUMN MIRROR DOOR 450
WEIGHT: g	APPROVED		This drawing is the exclusive property of ADEO. Any reproduction in part or whole without the written permission of ADEO is prohibited.
SCALE: 1:10 UNIT: mm FORMAT: A3	DATE: 06/08/2024		
AUTOR: C.Dormegnien	CHECKER: C.DORMEGNIE		



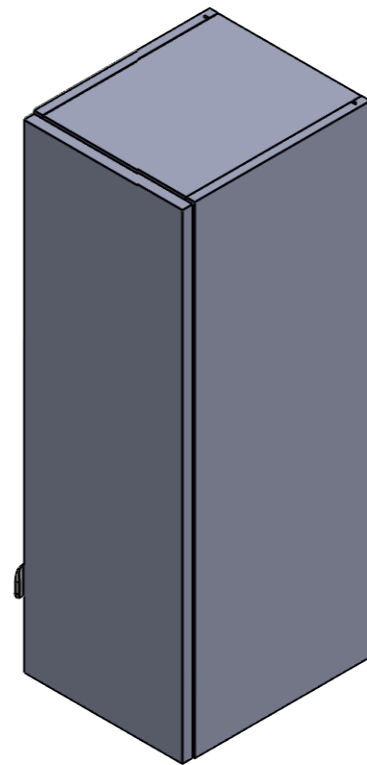
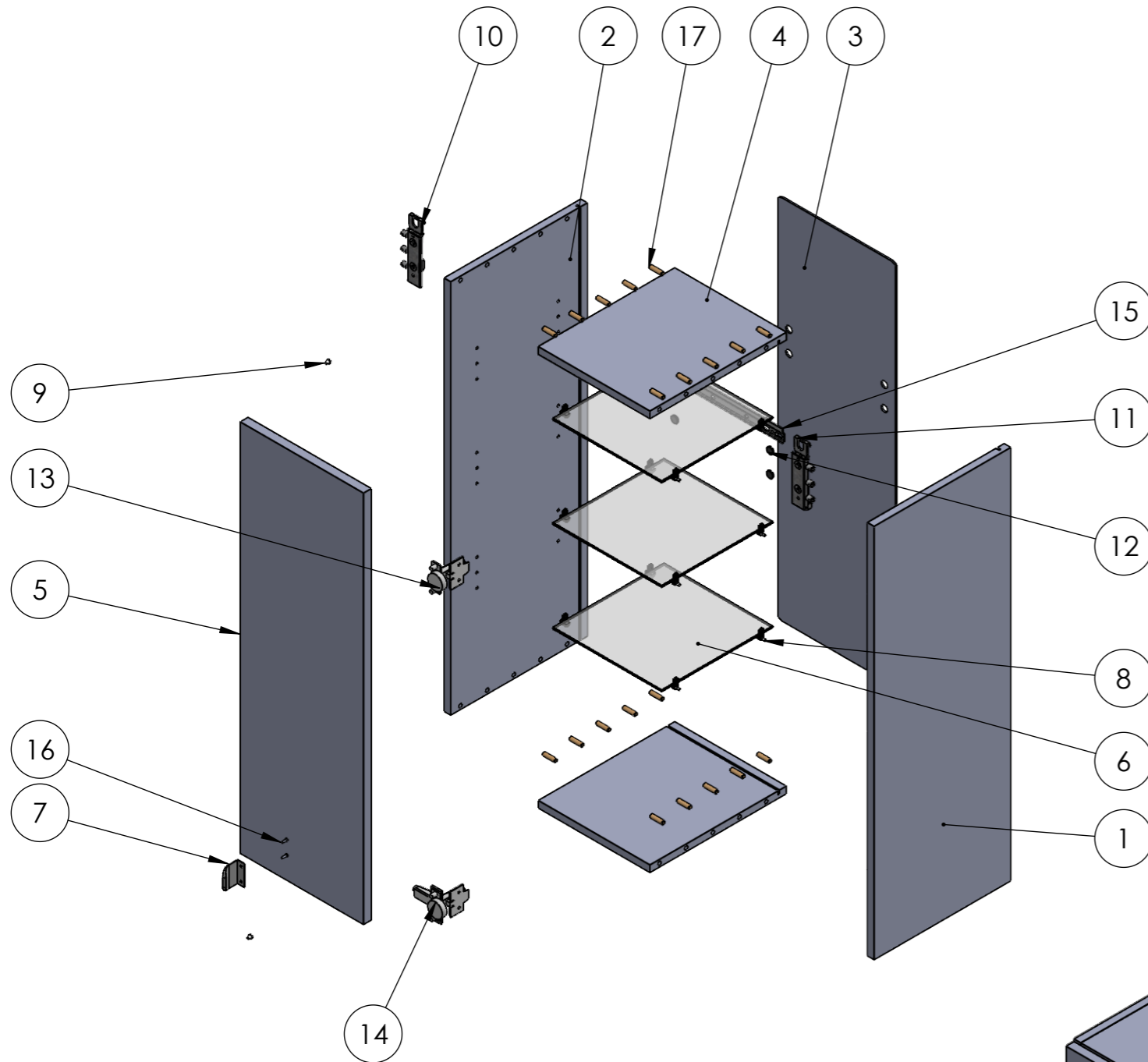
No. ARTICLE	NUMERO DE PIECE	configuration	QTE
1	ADEO-17036-102-02 SIDE COLUMN LINE RIGHT	900 x 350 Door	1
2	ADEO-17036-102-03 SIDE 1/2 COLUMN LINE LEFT	900 x 350 PSL Low Furniture	1
3	ADEO-17036-104 Back Panel Column LINE	900 x 300	1
4	ADEO-17036-105 Top 2 Column LINE	300 x 350	1
5	ADEO-17036-105 Top Column LINE	300 P350	2
6	ADEO-17036-106-02 Door Column LINE	Door 896 x 296 PSL	1
7	ADEO-17036-107 Shelve Glass Column	262.5 x 268	3
8	Cleat for glass schelve	POLIPLAST 196	12
9	Ejector LINE	K PUSH Italiana ferramenta	1
10	HANGER SH6401 Left	GRASS with anti-uprising (VAUTH-SAGE NR.F155147941223)	1
11	HANGER SH6401 Right	GRASS with anti-uprising (VAUTH-SAGE NR.F155147942223)	1
12	Hanger Cover	Hanger Cover	4
13	Hinge GRASS	Nexis without spring (PSL) GRASS F015135474 236	2
14	Rail for hanger 260mm	Default	1
15	Screw 2.9x13	FOR HANDLE or FOR EJECTOR	2
16	Tape 24mm	TAPE 24mm Length 235	3
17	Wood Dowel 8x30	Défaut	20

Only 2 Shelves for Height 760



MATERIAL:	DO NOT SCALE DRAWING	SHEET 1 OF 1
SURFACE:	TITLE:	ADEO-17036-101-17-02
LINEAR TOLERANCE: - mm		B
ANGULAR TOLERANCE: - deg		
WEIGHT: g	DESCRIPTION:	LOWER FURNITURE 910 PSL
SCALE: 1:10 UNIT: mm FORMAT: A3		
AUTOR: C.Dormegn�	CHECKER: C.DORMEGNIE	
STATUS: APPROVED		
DATE: 06/08/2024	This drawing is the exclusive property of ADEO . Any reproduction in part or whole without the written permission of ADEO is prohibited.	

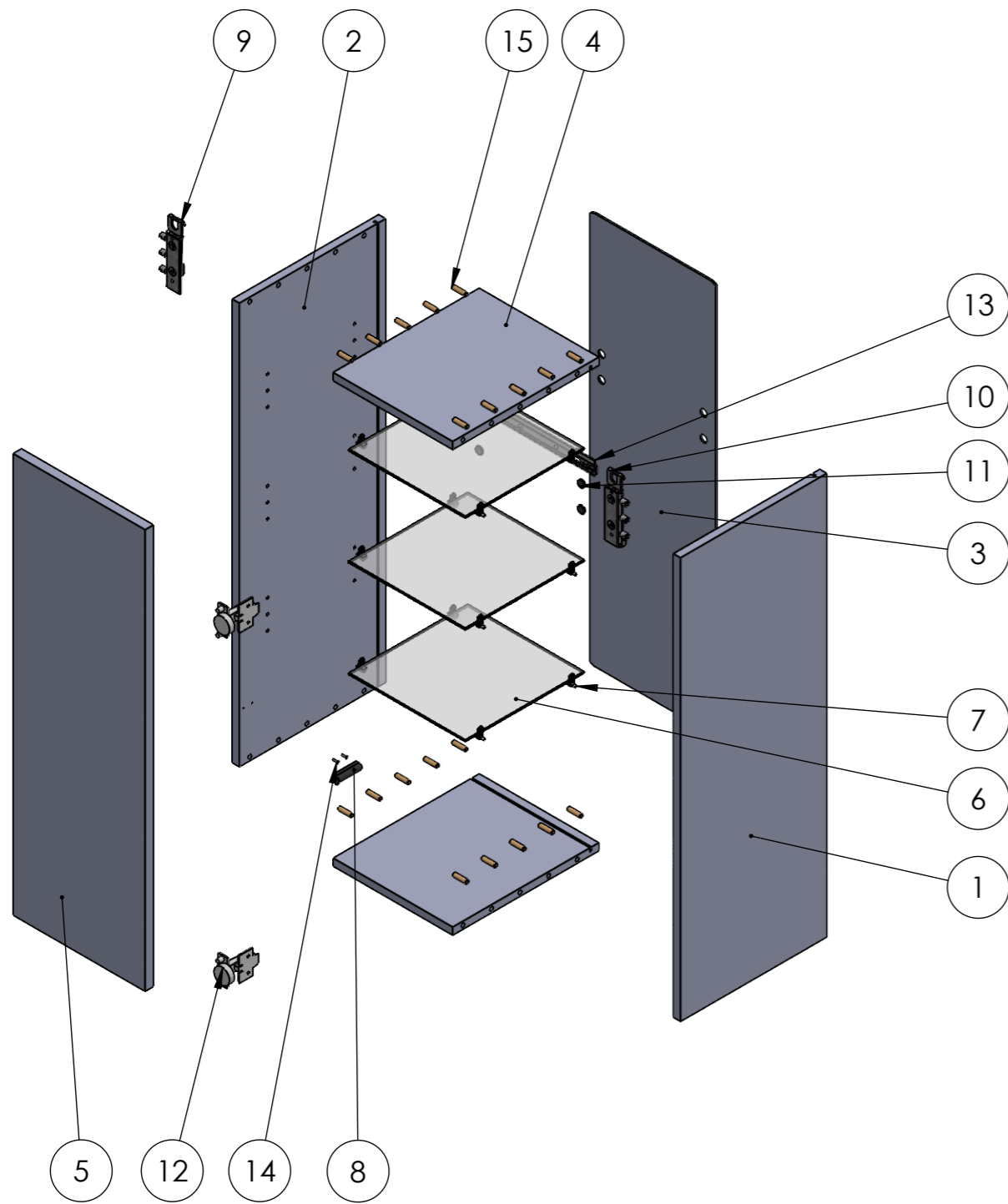




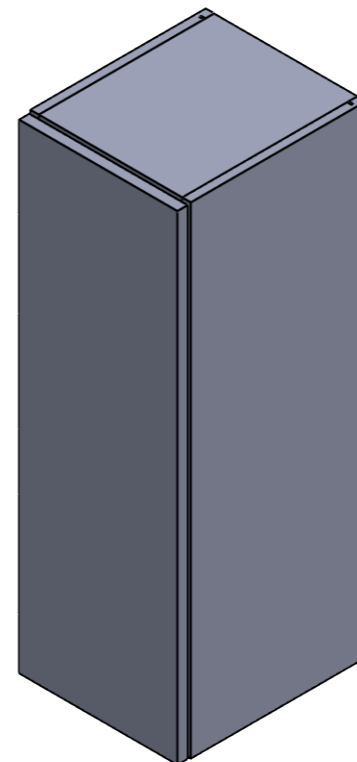
No. ARTICLE	NUMERO DE PIECE	Configuration	QTE
1	ADEO-17036-102-02 SIDE COLUMN LINE RIGHT	900 x 350 Door	1
2	ADEO-17036-102-03 SIDE 1/2 COLUMN LINE LEFT	900 x 350	1
3	ADEO-17036-104 Back Panel Column LINE	900 x 300	1
4	ADEO-17036-105 Top Column LINE	300 P350	2
5	ADEO-17036-106-02 Door Column LINE	Door 896 x 296 HC RIGHT	1
6	ADEO-17036-107 Shelve Glass Column	262.5 x 268	3
7	ADEO-17036-303 Handle 50 Line NEO	50mm	1
8	Cleat for glass schelve	POLIPLAST 196	12
9	Door buffer	For door and Face drawer	2
10	HANGER SH6401 Left	GRASS with anti-uprising (VAUTH-SAGE NR.F155147941223)	1
11	HANGER SH6401 Right	GRASS with anti-uprising (VAUTH-SAGE NR.F155147942223)	1
12	Hanger Cover	Hanger Cover	4
13	Hinge GRASS	Nexis GRASS F015072815 236	1
14	Hinge GRASS	Nexis with Softclose GRASS F015072815 236	1
15	Rail for hanger 260mm	Default	1
16	Screw 2.9x13	FOR HANDLE or FOR EJECTOR	2
17	Wood Dowel 8x30	Défaut	20

Only 2 Shelves for Height 750

MATERIAL:	DO NOT SCALE DRAWING	SHEET 1 OF 1
SURFACE:	TITLE:	ADEO-17036-101-18-01
LINEAR TOLERANCE: - mm	ANGULAR TOLERANCE: - deg	C
WEIGHT: g	DESCRIPTION:	UPPER FURNITURE 900 HANDLE
SCALE: 1:10 UNIT: mm FORMAT: A3	AUTOR: C.Dormegnien	CHECKER: C.DORMEGNIE
STATUS: APPROVED	This drawing is the exclusive property of ADEO. Any reproduction in part or whole without the written permission of ADEO is prohibited.	
DATE: 06/08/2024		

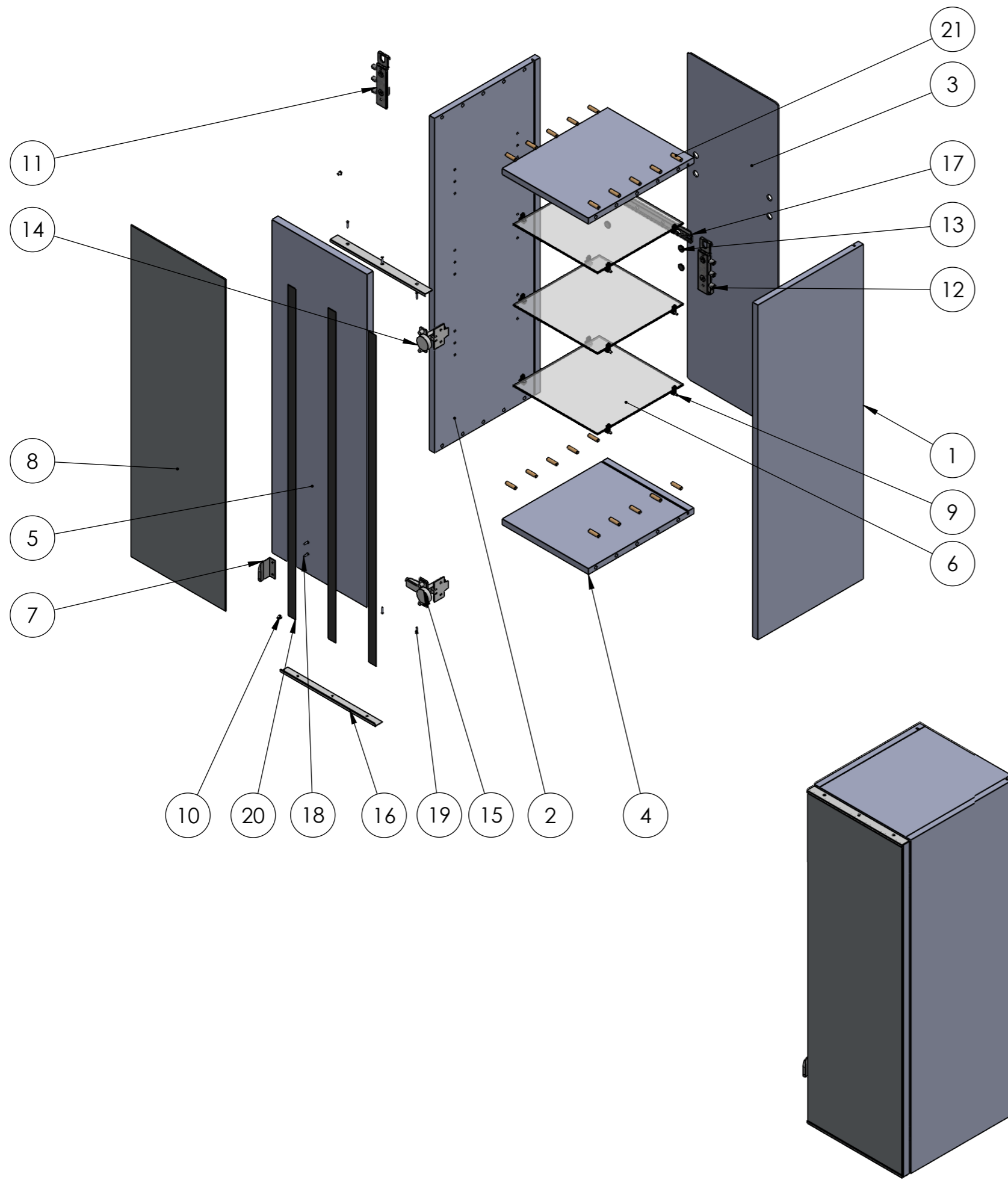


No. ARTICLE	NUMERO DE PIECE	configuration	QTE
1	ADEO-17036-102-02 SIDE COLUMN LINE RIGHT	900 x 350 Door	1
2	ADEO-17036-102-03 SIDE 1/2 COLUMN LINE LEFT	900 x 350 PSL	1
3	ADEO-17036-104 Back Panel Column LINE	900 x 300	1
4	ADEO-17036-105 Top Column LINE	300 P350	2
5	ADEO-17036-106-02 Door Column LINE	Door 896 x 296 PSL	1
6	ADEO-17036-107 Shelf Glass Column	262.5 x 268	3
7	Cleat for glass schelve	POLIPLAST 196	12
8	Ejector LINE	K PUSH Italiana ferramenta	1
9	HANGER SH6401 Left	GRASS with anti-uprising (VAUTH-SAGE NR.F155147941223)	1
10	HANGER SH6401 Right	GRASS with anti-uprising (VAUTH-SAGE NR.F155147942223)	1
11	Hanger Cover	Hanger Cover	4
12	Hinge GRASS	Nexis without spring (PSL) GRASS F015135474 236	2
13	Rail for hanger 260mm	Default	1
14	Screw 2.9x13	FOR HANDLE or FOR EJECTOR	2
15	Wood Dowel 8x30	Défaut	20



Only 2 Shelves for Height 750

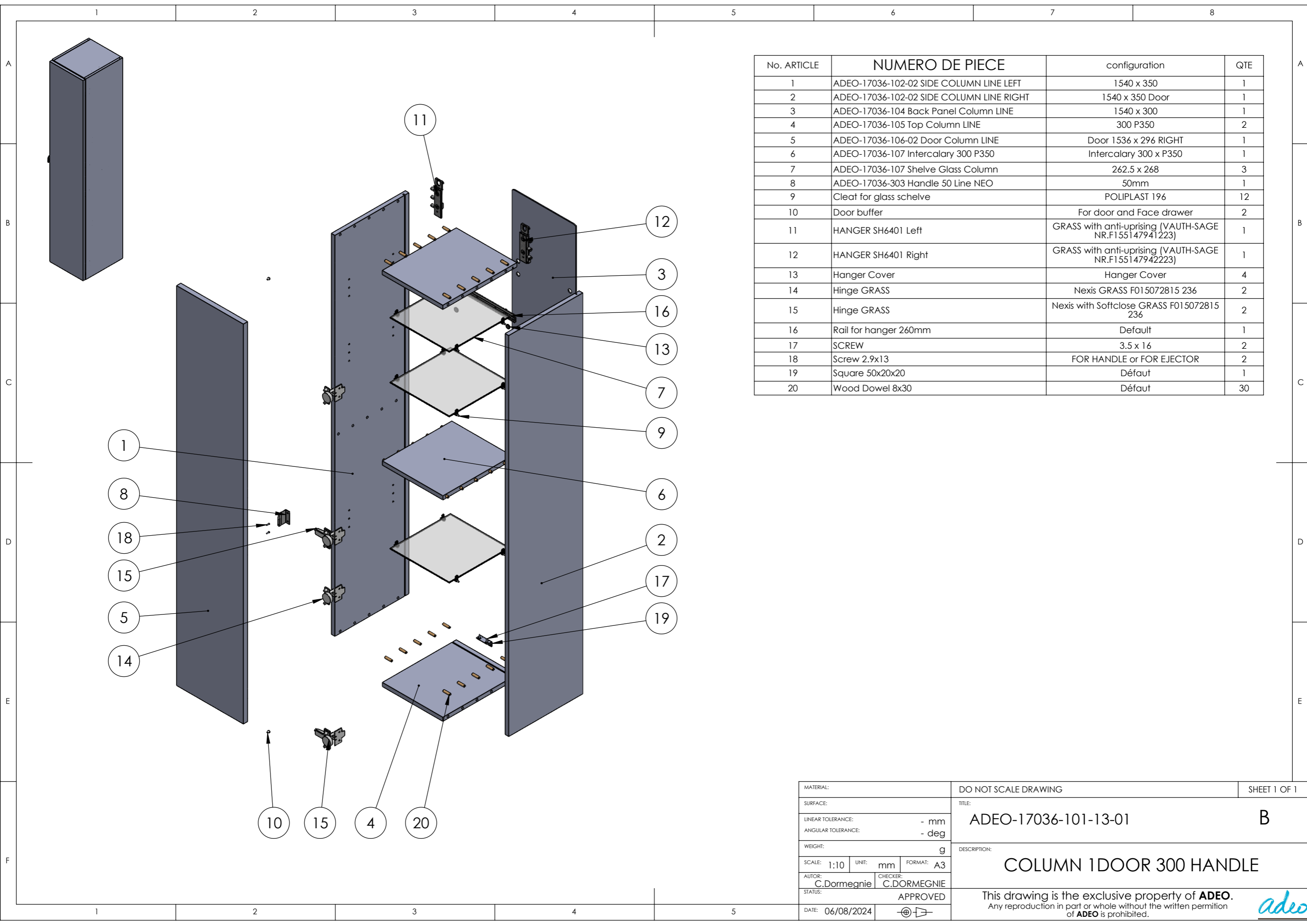
MATERIAL:	DO NOT SCALE DRAWING		SHEET 1 OF 1
SURFACE:	TITLE:		C
LINEAR TOLERANCE: - mm ANGULAR TOLERANCE: - deg	ADEO-17036-101-18-02		
WEIGHT: g	DESCRIPTION:		UPPER FURNITURE 900 PSL
SCALE: 1:10 UNIT: mm FORMAT: A3	This drawing is the exclusive property of ADEO. Any reproduction in part or whole without the written permission of ADEO is prohibited.		
AUTOR: C.Dormegnien STATUS: APPROVED	CHECKER: C.DORMEGNIE		
DATE: 06/08/2024			



No. ARTICLE	NUMERO DE PIECE	configuration	QTE
1	ADEO-17036-102-02 SIDE COLUMN LINE RIGHT	900 x 350 Door	1
2	ADEO-17036-102-03 SIDE 1/2 COLUMN LINE LEFT	900 x 350	1
3	ADEO-17036-104 Back Panel Column LINE	900 x 300	1
4	ADEO-17036-105 Top Column LINE	300 P350	2
5	ADEO-17036-106-02 Door Column LINE	Door 896 x 296 HC RIGHT	1
6	ADEO-17036-107 Shelve Glass Column	262.5 x 268	3
7	ADEO-17036-303 Handle 50 Line NEO	50mm	1
8	ADEO-17036-308 Mirror LINE	893 x 295	1
9	Cleat for glass schelve	POLIPLAST 196	12
10	Door buffer	For door and Face drawer	2
11	HANGER SH6401 Left	GRASS with anti-uprising (VAUTH-SAGE NR.F155147941223)	1
12	HANGER SH6401 Right	GRASS with anti-uprising (VAUTH-SAGE NR.F155147942223)	1
13	Hanger Cover	Hanger Cover	4
14	Hinge GRASS	Nexis GRASS F015072815 236	1
15	Hinge GRASS	Nexis with Softclose GRASS F015072815 236	1
16	Mirror metal profil	295mm	2
17	Rail for hanger 260mm	Default	1
18	Screw 2.9x13	FOR HANDLE or FOR EJECTOR	2
19	Screw 3x16	For mirror metal profil	6
20	Tape 24mm	TAPE 24mm Length 890	3
21	Wood Dowel 8x30	Défaut	20

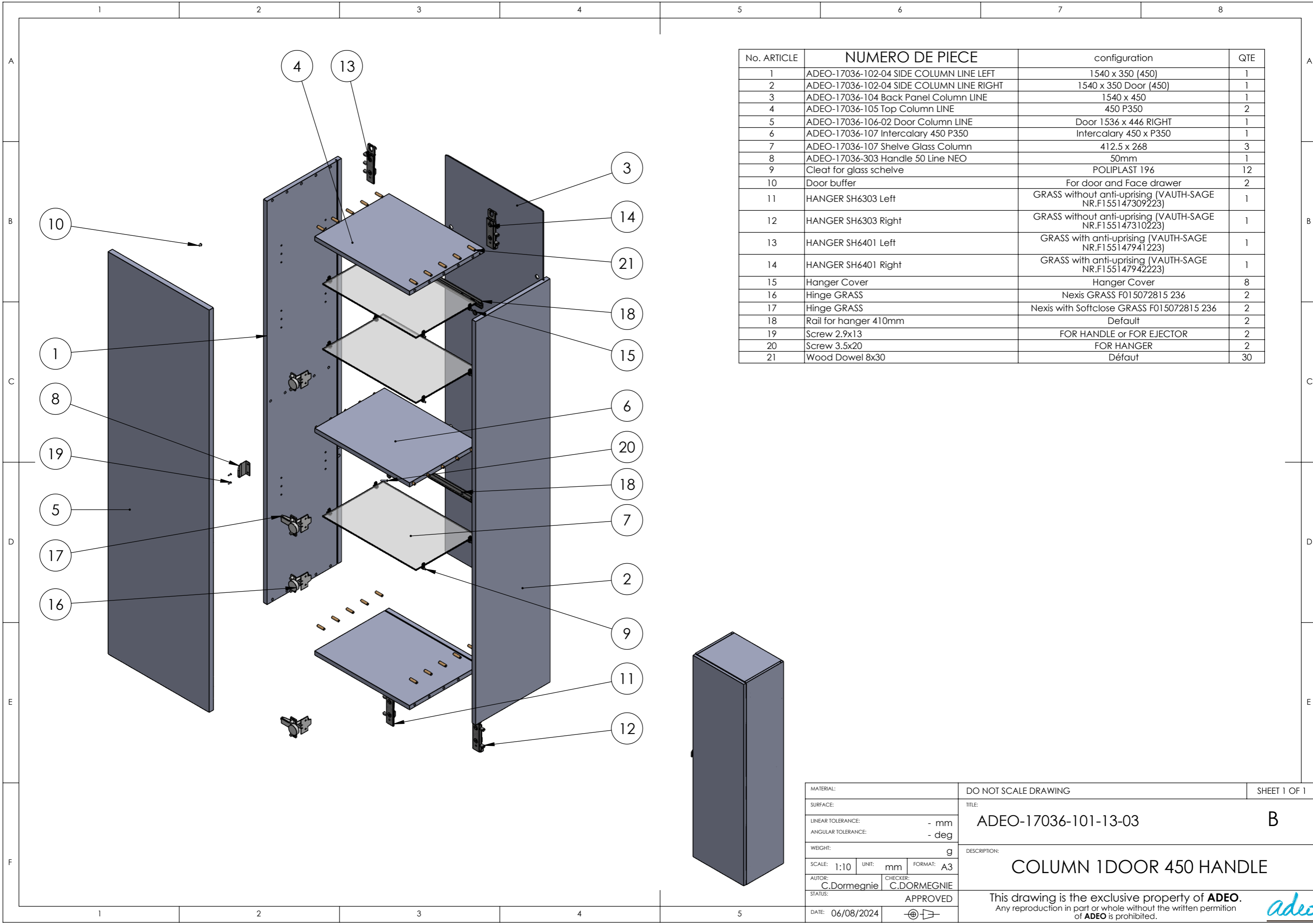
Only 2 Shelves for Height 750

MATERIAL:	DO NOT SCALE DRAWING		SHEET 1 OF 1
SURFACE:	TITLE:		C
LINEAR TOLERANCE: - mm ANGULAR TOLERANCE: - deg	ADEO-17036-101-19-01		
WEIGHT: g	DESCRIPTION:		UPPER FURNITURE 900 MIRROR
SCALE: 1:10 UNIT: mm FORMAT: A3	This drawing is the exclusive property of ADEO. Any reproduction in part or whole without the written permission of ADEO is prohibited.		
AUTOR: C.Dormegnien STATUS: APPROVED	CHECKER: C.DORMEGNIE		
DATE: 06/08/2024			

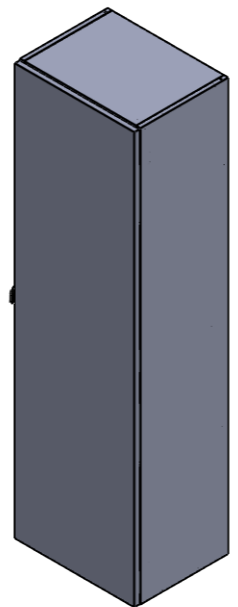


No. ARTICLE	NUMERO DE PIECE	configuration	QTE
1	ADEO-17036-102-02 SIDE COLUMN LINE LEFT	1540 x 350	1
2	ADEO-17036-102-02 SIDE COLUMN LINE RIGHT	1540 x 350 Door	1
3	ADEO-17036-104 Back Panel Column LINE	1540 x 300	1
4	ADEO-17036-105 Top Column LINE	300 P350	2
5	ADEO-17036-106-02 Door Column LINE	Door 1536 x 296 RIGHT	1
6	ADEO-17036-107 Intercalary 300 P350	Intercalary 300 x P350	1
7	ADEO-17036-107 Shelve Glass Column	262.5 x 268	3
8	ADEO-17036-303 Handle 50 Line NEO	50mm	1
9	Cleat for glass schelve	POLIPLAST 196	12
10	Door buffer	For door and Face drawer	2
11	HANGER SH6401 Left	GRASS with anti-uprising (VAUTH-SAGE NR.F155147941223)	1
12	HANGER SH6401 Right	GRASS with anti-uprising (VAUTH-SAGE NR.F155147942223)	1
13	Hanger Cover	Hanger Cover	4
14	Hinge GRASS	Nexis GRASS F015072815 236	2
15	Hinge GRASS	Nexis with Softclose GRASS F015072815 236	2
16	Rail for hanger 260mm	Default	1
17	SCREW	3.5 x 16	2
18	Screw 2.9x13	FOR HANDLE or FOR EJECTOR	2
19	Square 50x20x20	Défaut	1
20	Wood Dowel 8x30	Défaut	30

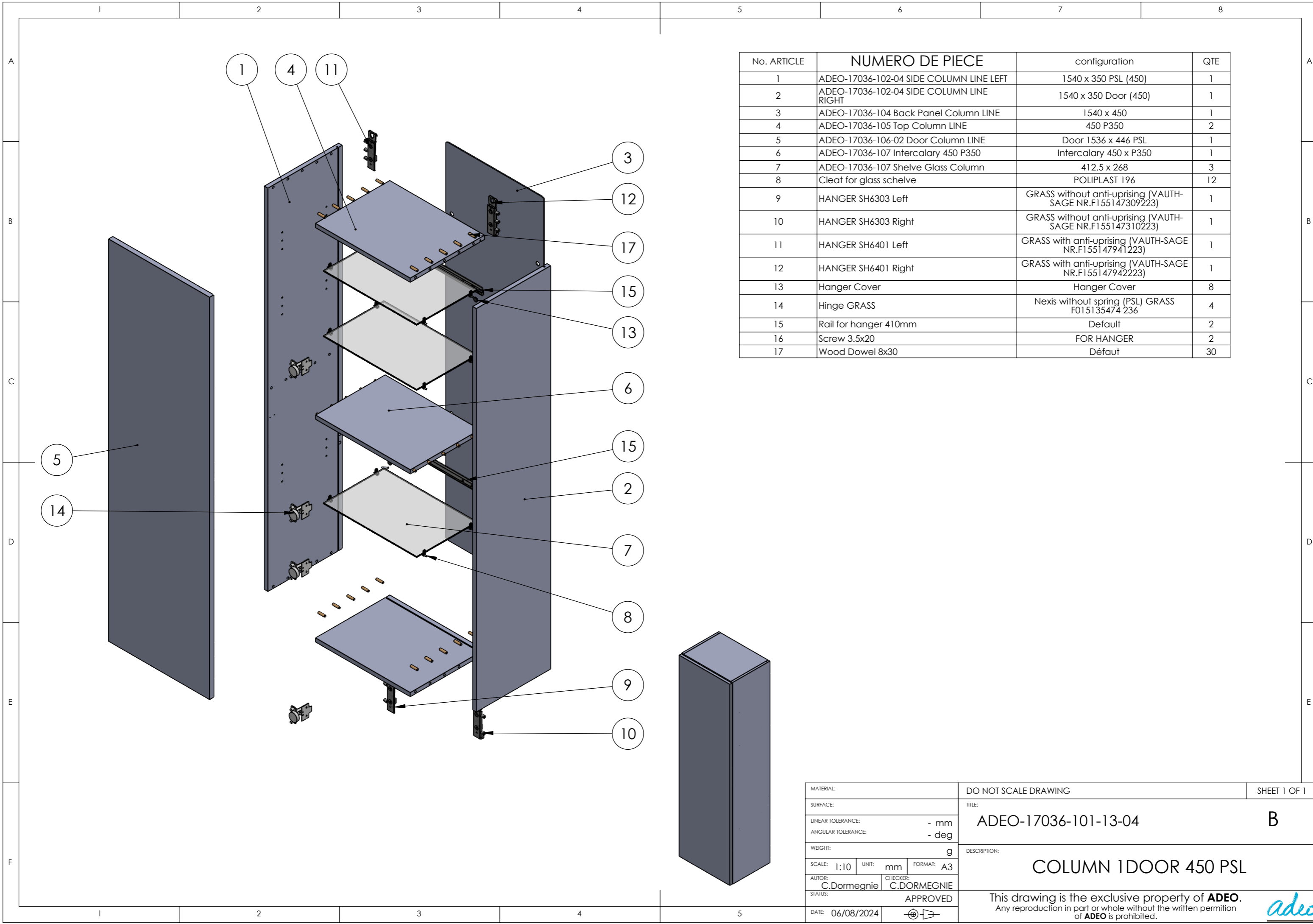
MATERIAL:	DO NOT SCALE DRAWING		SHEET 1 OF 1
SURFACE:	TITLE:		B
LINEAR TOLERANCE: - mm ANGULAR TOLERANCE: - deg	ADEO-17036-101-13-01		
WEIGHT: g	DESCRIPTION:		COLUMN 1 DOOR 300 HANDLE
SCALE: 1:10 UNIT: mm FORMAT: A3	This drawing is the exclusive property of ADEO. Any reproduction in part or whole without the written permission of ADEO is prohibited.		
AUTOR: C.Dormegnien STATUS: APPROVED	CHECKER: C.DORMEGNIE		
DATE: 06/08/2024			



No. ARTICLE	NUMERO DE PIECE	configuration	QTE
1	ADEO-17036-102-04 SIDE COLUMN LINE LEFT	1540 x 350 (450)	1
2	ADEO-17036-102-04 SIDE COLUMN LINE RIGHT	1540 x 350 Door (450)	1
3	ADEO-17036-104 Back Panel Column LINE	1540 x 450	1
4	ADEO-17036-105 Top Column LINE	450 P350	2
5	ADEO-17036-106-02 Door Column LINE	Door 1536 x 446 RIGHT	1
6	ADEO-17036-107 Intercalary 450 P350	Intercalary 450 x P350	1
7	ADEO-17036-107 Shelf Glass Column	412.5 x 268	3
8	ADEO-17036-303 Handle 50 Line NEO	50mm	1
9	Cleat for glass schelve	POLIPLAST 196	12
10	Door buffer	For door and Face drawer	2
11	HANGER SH6303 Left	GRASS without anti-uprising (VAUTH-SAGE NR.F155147309223)	1
12	HANGER SH6303 Right	GRASS without anti-uprising (VAUTH-SAGE NR.F155147310223)	1
13	HANGER SH6401 Left	GRASS with anti-uprising (VAUTH-SAGE NR.F155147941223)	1
14	HANGER SH6401 Right	GRASS with anti-uprising (VAUTH-SAGE NR.F155147942223)	1
15	Hanger Cover	Hanger Cover	8
16	Hinge GRASS	Nexis GRASS F015072815 236	2
17	Hinge GRASS	Nexis with Softclose GRASS F015072815 236	2
18	Rail for hanger 410mm	Default	2
19	Screw 2.9x13	FOR HANDLE or FOR EJECTOR	2
20	Screw 3.5x20	FOR HANGER	2
21	Wood Dowel 8x30	Défaut	30

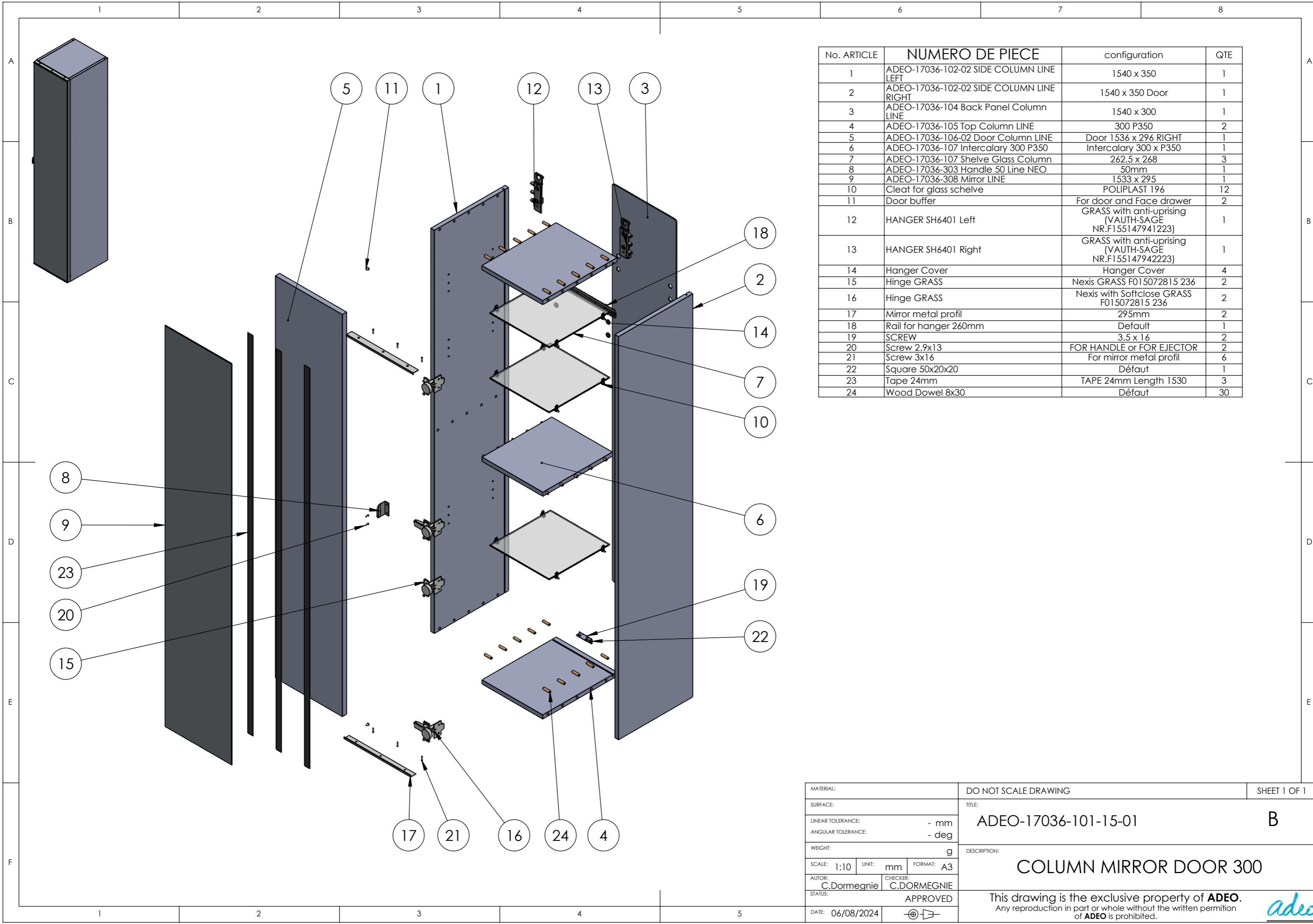


MATERIAL:	DO NOT SCALE DRAWING		SHEET 1 OF 1
SURFACE:	TITLE:		B
LINEAR TOLERANCE: - mm ANGULAR TOLERANCE: - deg	ADEO-17036-101-13-03		
WEIGHT: g	DESCRIPTION:		COLUMN 1DOOR 450 HANDLE
SCALE: 1:10 UNIT: mm FORMAT: A3	This drawing is the exclusive property of ADEO. Any reproduction in part or whole without the written permission of ADEO is prohibited.		
AUTOR: C.Dormegnì STATUS: APPROVED	CHECKER: C.DORMEGNIE		
DATE: 06/08/2024			



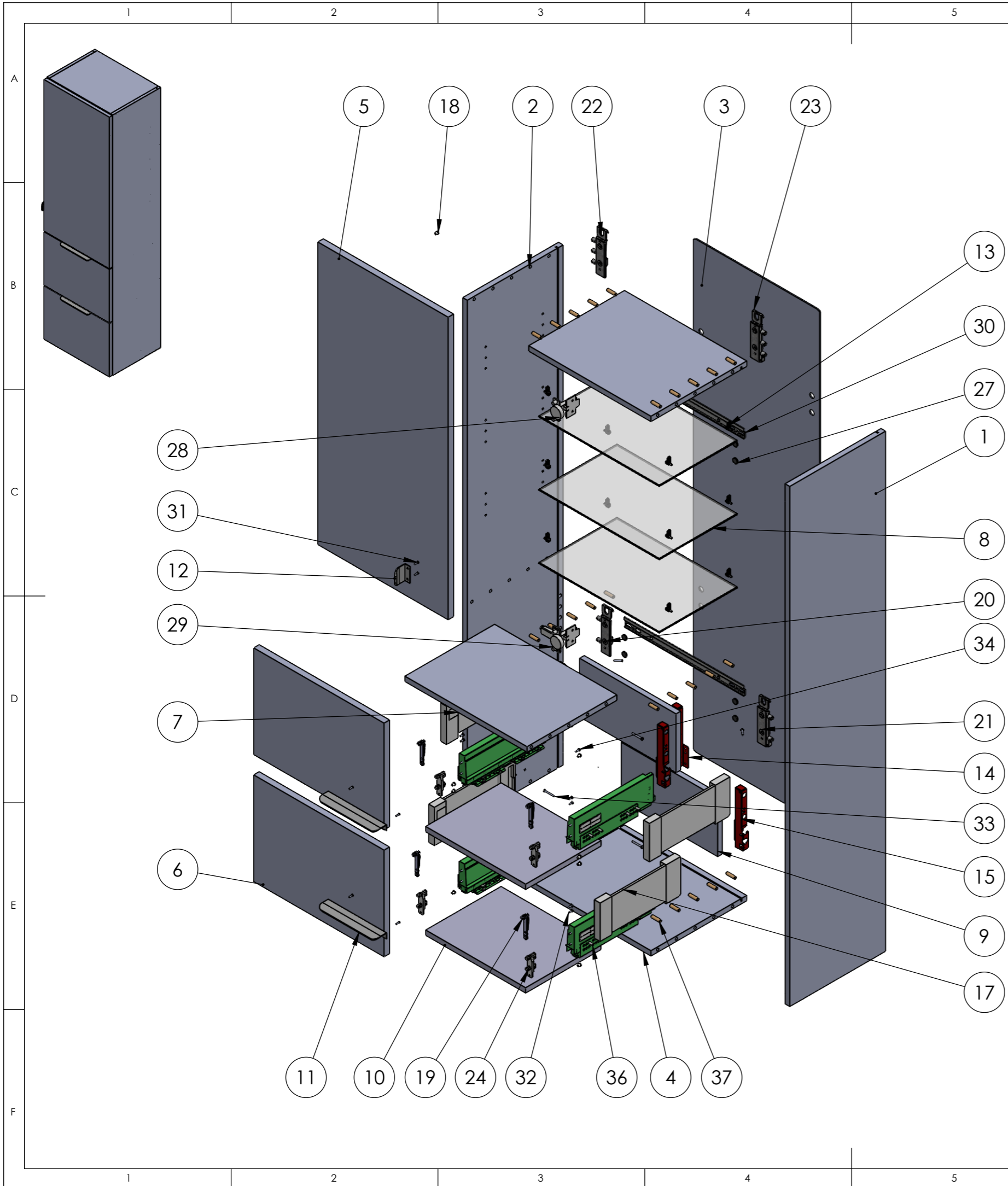
No. ARTICLE	NUMERO DE PIECE	configuration	QTE
1	ADEO-17036-102-04 SIDE COLUMN LINE LEFT	1540 x 350 PSL (450)	1
2	ADEO-17036-102-04 SIDE COLUMN LINE RIGHT	1540 x 350 Door (450)	1
3	ADEO-17036-104 Back Panel Column LINE	1540 x 450	1
4	ADEO-17036-105 Top Column LINE	450 P350	2
5	ADEO-17036-106-02 Door Column LINE	Door 1536 x 446 PSL	1
6	ADEO-17036-107 Intercalary 450 P350	Intercalary 450 x P350	1
7	ADEO-17036-107 Shelve Glass Column	412.5 x 268	3
8	Cleat for glass schelve	POLIPLAST 196	12
9	HANGER SH6303 Left	GRASS without anti-uprising (VAUTH-SAGE NR.F155147309223)	1
10	HANGER SH6303 Right	GRASS without anti-uprising (VAUTH-SAGE NR.F155147310223)	1
11	HANGER SH6401 Left	GRASS with anti-uprising (VAUTH-SAGE NR.F155147941223)	1
12	HANGER SH6401 Right	GRASS with anti-uprising (VAUTH-SAGE NR.F155147942223)	1
13	Hanger Cover	Hanger Cover	8
14	Hinge GRASS	Nexis without spring (PSL) GRASS F015135474 236	4
15	Rail for hanger 410mm	Default	2
16	Screw 3.5x20	FOR HANGER	2
17	Wood Dowel 8x30	Défaut	30

MATERIAL:	DO NOT SCALE DRAWING		SHEET 1 OF 1
SURFACE:	TITLE:		B
LINEAR TOLERANCE: - mm ANGULAR TOLERANCE: - deg	ADEO-17036-101-13-04		
WEIGHT: g	DESCRIPTION:		COLUMN 1 DOOR 450 PSL
SCALE: 1:10 UNIT: mm FORMAT: A3	This drawing is the exclusive property of ADEO. Any reproduction in part or whole without the written permission of ADEO is prohibited.		
AUTOR: C.Dormegnì STATUS: APPROVED	CHECKER: C.DORMEGNIE		
DATE: 06/08/2024			



No. ARTICLE	NUMERO DE PIECE	configuration	QTE
1	ADEO-17036-102-02 SIDE COLUMN LINE LEFT	1540 x 350	1
2	ADEO-17036-102-02 SIDE COLUMN LINE RIGHT	1540 x 350 Door	1
3	ADEO-17036-104 Back Panel Column LINE	1540 x 300	1
4	ADEO-17036-105 Top Column LINE	300 P350	2
5	ADEO-17036-106-02 Door Column LINE	Door 1536 x 296 RIGHT	1
6	ADEO-17036-107 Intercalary 300 P350	Intercalary 300 x P350	1
7	ADEO-17036-107 Shelf Glass Column	262.5 x 268	3
8	ADEO-17036-303 Handle 50 Line NEO	50mm	1
9	ADEO-17036-308 Mirror LINE	1533 x 295	1
10	Cleat for glass schelve	POLIPLAST 196	12
11	Door buffer	For door and Face drawer	2
12	HANGER SH6401 Left	GRASS with anti-uprising (VAUTH-SAGE NR.F155147941223)	1
13	HANGER SH6401 Right	GRASS with anti-uprising (VAUTH-SAGE NR.F155147942223)	1
14	Hanger Cover	Hanger Cover	4
15	Hinge GRASS	Nexis GRASS F015072815 236	2
16	Hinge GRASS	Nexis with Softclose GRASS F015072815 236	2
17	Mirror metal profil	295mm	2
18	Rail for hanger 260mm	Default	1
19	SCREW	3,5 x 16	2
20	Screw 2.9x13	FOR HANDLE or FOR EJECTOR	2
21	Screw 3x16	For mirror metal profil	6
22	Square 50x20x20	Défaut	1
23	Tape 24mm	TAPE 24mm Length 1530	3
24	Wood Dowel 8x30	Défaut	30

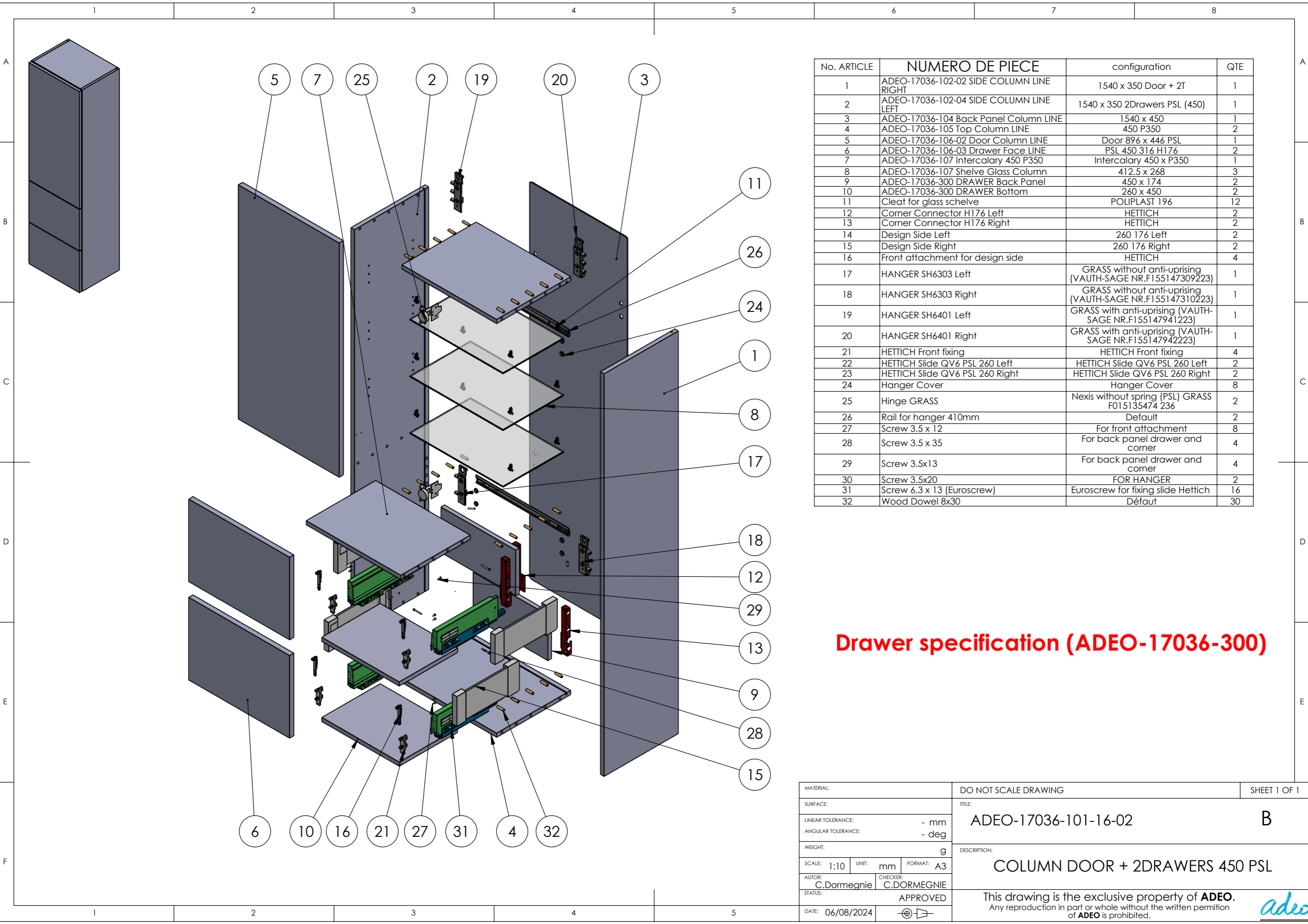
MATERIAL:	DO NOT SCALE DRAWING		SHEET 1 OF 1
SURFACE:	TITLE:		B
LINEAR TOLERANCE: - mm	ADEO-17036-101-15-01		
ANGULAR TOLERANCE: - deg	DESCRIPTION:		COLUMN MIRROR DOOR 300
WEIGHT: g	APPROVED		This drawing is the exclusive property of ADEO. Any reproduction in part or whole without the written permission of ADEO is prohibited.
SCALE: 1:10 UNIT: mm FORMAT: A3	DATE: 06/08/2024		
AUTOR: C.Dormegn�	CHECKER: C.DORMEGNIE		



No. ARTICLE	NUMERO DE PIECE	configuration	QTE
1	ADEO-17036-102-02 SIDE COLUMN LINE RIGHT	1540 x 350 Door + 2T	1
2	ADEO-17036-102-04 SIDE COLUMN LINE LEFT	1540 x 350 2Drawers (450)	1
3	ADEO-17036-104 Back Panel Column LINE	1540 x 450	1
4	ADEO-17036-105 Top Column LINE	450 P350	2
5	ADEO-17036-106-02 Door Column LINE	Door 896 x 446 HC RIGHT	1
6	ADEO-17036-106-03 Drawer Face LINE	450 316 H176	2
7	ADEO-17036-107 Intercalary 450 P350	Intercalary 450 x P350	1
8	ADEO-17036-107 Shelve Glass Column	412.5 x 268	3
9	ADEO-17036-300 DRAWER Back Panel	450 x 174	2
10	ADEO-17036-300 DRAWER Bottom	260 x 450	2
11	ADEO-17036-303 Handle 200 Line NEO	200mm	2
12	ADEO-17036-303 Handle 50 Line NEO	50mm	1
13	Cleat for glass schelve	POLIPLAST 196	12
14	Corner Connector H176 Left	HETTICH	2
15	Corner Connector H176 Right	HETTICH	2
16	Design Side Left	260 176 Left	2
17	Design Side Right	260 176 Right	2
18	Door buffer	For door and Face drawer	10
19	Front attachment for design side	HETTICH	4
20	HANGER SH6303 Left	GRASS without anti-uprising (VAUTH-SAGE NR.F155147309223)	1
21	HANGER SH6303 Right	GRASS without anti-uprising (VAUTH-SAGE NR.F155147310223)	1
22	HANGER SH6401 Left	GRASS with anti-uprising (VAUTH-SAGE NR.F155147941223)	1
23	HANGER SH6401 Right	GRASS with anti-uprising (VAUTH-SAGE NR.F155147942223)	1
24	HETTICH Front fixing	HETTICH Front fixing	4
25	HETTICH Slide QV6 260 Left	HETTICH Slide QV6 260 Left	2
26	HETTICH Slide QV6 260 Right	HETTICH Slide QV6 260 Right	2
27	Hanger Cover	Hanger Cover	8
28	Hinge GRASS	Nexis GRASS F015072815 236	1
29	Hinge GRASS	Nexis with Softclose GRASS F015072815 236	1
30	Rail for hanger 410mm	Default	2
31	Screw 2.9x13	FOR HANDLE or FOR EJECTOR	6
32	Screw 3.5 x 12	For front attachment	8
33	Screw 3.5 x 35	For back panel drawer and corner	4
34	Screw 3.5x13	For back panel corner drawer and corner	4
35	Screw 3.5x20	FOR HANGER	2
36	Screw 6,3 x 13 (Euroscrew)	Euroscrew for fixing slide Hettich	16
37	Wood Dowel 8x30	Défaut	30

Drawer specification (ADEO-17036-300)

MATERIAL:	DO NOT SCALE DRAWING		SHEET 1 OF 1
SURFACE:	TITLE:		B
LINEAR TOLERANCE: - mm	ADEO-17036-101-16-01		
ANGULAR TOLERANCE: - deg	DESCRIPTION:		COLUMN DOOR + 2DRAWERS 450 HANDLE
WEIGHT: g	This drawing is the exclusive property of ADEO.		
SCALE: 1:10 UNIT: mm FORMAT: A3	Any reproduction in part or whole without the written permission of ADEO is prohibited.		
AUTOR: C.Dormegnien	CHECKER: C.DORMEGNIE	APPROVED	
DATE: 06/08/2024			

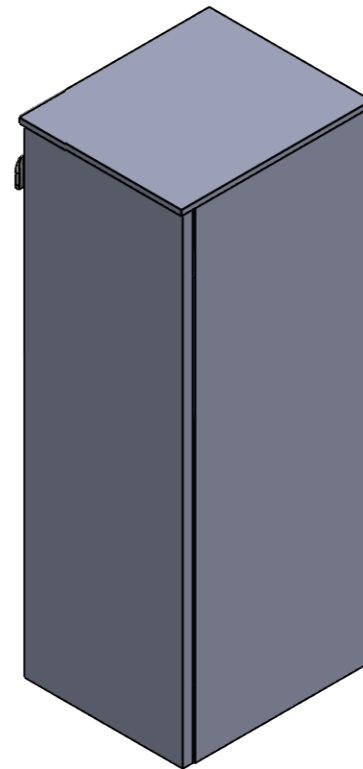
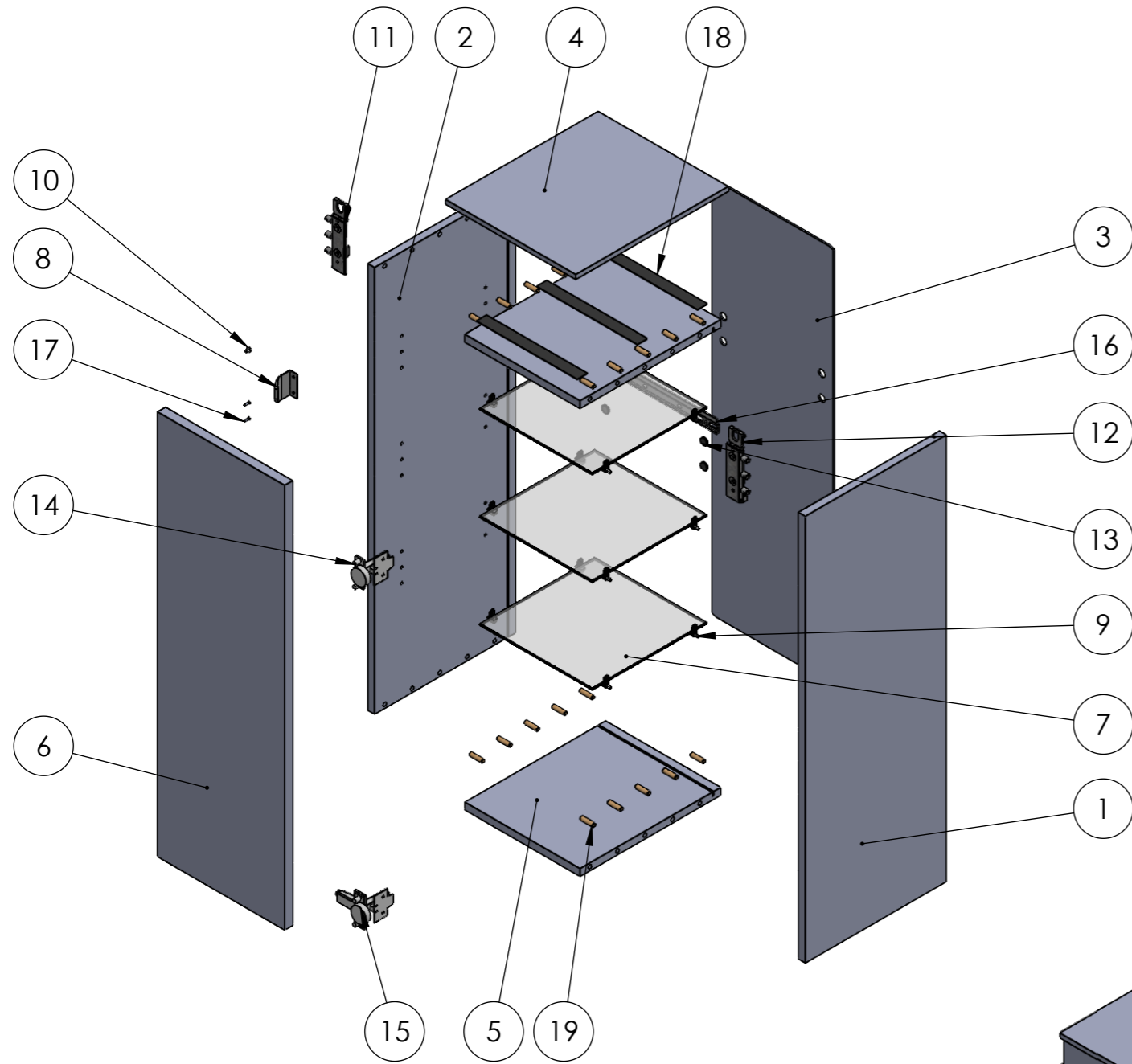


No. ARTICLE	NUMERO DE PIECE	configuration	QTE
1	ADEO-17036-102-02 SIDE COLUMN LINE RIGHT	1540 x 350 Door + 2T	1
2	ADEO-17036-102-04 SIDE COLUMN LINE LEFT	1540 x 350 2Drawers PSL (450)	1
3	ADEO-17036-104 Back Panel Column LINE	1540 x 450	1
4	ADEO-17036-105 Top Column LINE	450 P350	2
5	ADEO-17036-106-02 Door Column LINE	Door 896 x 446 PSL	1
6	ADEO-17036-106-03 Drawer Face LINE	PSL 450 316 H176	2
7	ADEO-17036-107 Intercalary 450 P350	Intercalary 450 x P350	1
8	ADEO-17036-107 Shelve Glass Column	412.5 x 268	3
9	ADEO-17036-300 DRAWER Back Panel	450 x 174	2
10	ADEO-17036-300 DRAWER Bottom	260 x 450	2
11	Cleat for glass schelve	POLIPLAST 196	12
12	Corner Connector H176 Left	HETTICH	2
13	Corner Connector H176 Right	HETTICH	2
14	Design Side Left	260 176 Left	2
15	Design Side Right	260 176 Right	2
16	Front attachment for design side	HETTICH	4
17	HANGER SH6303 Left	GRASS without anti-uprising (VAUTH-SAGE NR.F155147309223)	1
18	HANGER SH6303 Right	GRASS without anti-uprising (VAUTH-SAGE NR.F155147310223)	1
19	HANGER SH6401 Left	GRASS with anti-uprising (VAUTH-SAGE NR.F155147941223)	1
20	HANGER SH6401 Right	GRASS with anti-uprising (VAUTH-SAGE NR.F155147942223)	1
21	HETTICH Front fixing	HETTICH Front fixing	4
22	HETTICH Slide QV6 PSL 260 Left	HETTICH Slide QV6 PSL 260 Left	2
23	HETTICH Slide QV6 PSL 260 Right	HETTICH Slide QV6 PSL 260 Right	2
24	Hanger Cover	Hanger Cover	8
25	Hinge GRASS	Nexis without spring (PSL) GRASS F015135474 236	2
26	Rail for hanger 410mm	Default	2
27	Screw 3.5 x 12	For front attachment	8
28	Screw 3.5 x 35	For back panel drawer and corner	4
29	Screw 3.5x13	For back panel drawer and corner	4
30	Screw 3.5x20	FOR HANGER	2
31	Screw 6,3 x 13 (Eurocrew)	Eurocrew for fixing slide Hettich	16
32	Wood Dowel 8x30	Défaut	30


Drawer specification (ADEO-17036-300)

MATERIAL:	DO NOT SCALE DRAWING		SHEET 1 OF 1
SURFACE:	TITLE:		B
LINEAR TOLERANCE: - mm	ADEO-17036-101-16-02		
ANGULAR TOLERANCE: - deg	DESCRIPTION:		COLUMN DOOR + 2DRAWERS 450 PSL
WEIGHT: g	SCALE: 1:10		
SCALE: 1:10	UNIT: mm	FORMAT: A3	
AUTOR: C.Dormegnien	CHECKER: C.DORMEGNIE	This drawing is the exclusive property of ADEO. Any reproduction in part or whole without the written permission of ADEO is prohibited.	
STATUS: APPROVED	DATE: 06/08/2024		

No. ARTICLE	NUMERO DE PIECE	configuration	QTE
1	ADEO-17036-102-02 SIDE COLUMN LINE RIGHT	900 x 350 Door	1
2	ADEO-17036-102-03 SIDE 1/2 COLUMN LINE LEFT	900 x 350	1
3	ADEO-17036-104 Back Panel Column LINE	900 x 300	1
4	ADEO-17036-105 Top 2 Column LINE	300 x 350	1
5	ADEO-17036-105 Top Column LINE	300 P350	2
6	ADEO-17036-106-02 Door Column LINE	Door 896 x 296 LC RIGHT	1
7	ADEO-17036-107 Shelve Glass Column	262.5 x 268	3
8	ADEO-17036-303 Handle 50 Line NEO	50mm	1
9	Cleat for glass schelve	POLIPLAST 196	12
10	Door buffer	For door and Face drawer	2
11	HANGER SH6401 Left	GRASS with anti-uprising (VAUTH-SAGE NR.F155147941223)	1
12	HANGER SH6401 Right	GRASS with anti-uprising (VAUTH-SAGE NR.F155147942223)	1
13	Hanger Cover	Hanger Cover	4
14	Hinge GRASS	Nexis GRASS F015072815 236	1
15	Hinge GRASS	Nexis with Softclose GRASS F015072815 236	1
16	Rail for hanger 260mm	Default	1
17	Screw 2.9x13	FOR HANDLE or FOR EJECTOR	2
18	Tape 24mm	TAPE 24mm Length 235	3
19	Wood Dowel 8x30	Défaut	20



Only 2 Shelves for Height 760

MATERIAL:	DO NOT SCALE DRAWING		SHEET 1 OF 1
SURFACE:	TITLE:		C
LINEAR TOLERANCE: - mm ANGULAR TOLERANCE: - deg	ADEO-17036-101-17-01		
WEIGHT: g	DESCRIPTION:		LOWER FURNITURE 910 HANDLE
SCALE: 1:10 UNIT: mm FORMAT: A3	This drawing is the exclusive property of ADEO. Any reproduction in part or whole without the written permission of ADEO is prohibited.		
AUTOR: C.Dormegnien STATUS: APPROVED	CHECKER: C.DORMEGNIE		
DATE: 06/08/2024	