


FERTILIZERS AND SEEDS SPREADER

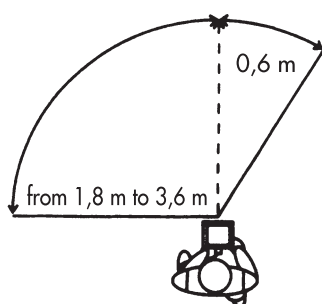
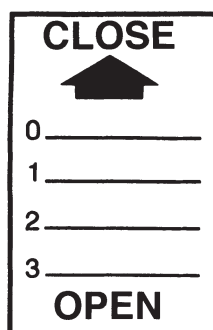
- lightweight, easy to use
- spreads seeds, granular fertilizers and salt to avoid ice



VERDEMAX®

For more information
see inside

MADE IN P.R.C.



How to use the manual spreader for lawns and gardens

- 1) Make sure the control dial is in the close position. Push the selector towards the spreader to close. Fill the spreader with the desired material. It can hold about 2,7 kg. of granular fertilizers or 1,4 kg. of seeds.
- 2) Adjust the selector to the most suitable position for the type of material used (see table on opposite page). Determine the area to be covered, i.e. the measurement in square meters. If the granular material requires 2,3 kg. every 90 m², it will be necessary to use a quantity of material slightly higher than 1-1 / 2 spreader. The size of your area in m² is determined by multiplying the width by the length. Example: 15 m x 6 m = 90 m².
- 3) Apply the product evenly on the area, walking with a regular step and constantly turning the crank by hand. If making a second application, propagate at right angles to the first application. There are several variables to consider: for example the height of the user, the distance between the ground and the hopper, the pressure exerted on the crank. Trial and error are the best teaching.
- 4) The spreader has a uniform application width ranging from 1,8 m to 3,6 m wide. Mark the material application trajectory and adjust so as not to overlap the material in the return. Too much of certain chemicals can deplete vegetation. Carefully read the instructions for all products used. The higher the spreader is held, the wider the application range.
- 5) When applying the products, strictly follow the manufacturer's instructions.

| USED MATERIAL | RECOMMENDED POSITION | APPROX. NUMBER OF CHARGES OF THE SPREADER FOR 90 M ² |
|---|----------------------|---|
| THIN GRASS Pasture Grass, Kentucky Blue, clover, Dichondra | 1 | 1 |
| SEEDS BULKER Lascue, Rye, Bermuda Mix | 2 | 2 |
| GRANULAR FERTILIZERS Fertilizers for lawns, pesticides, herbicides | 2 | 1/2 |
| BULKY GRANULAR PRODUCTS Fertilizers in balls, salt for avoid ice | 3 | It varies depending on the product |