TOP142

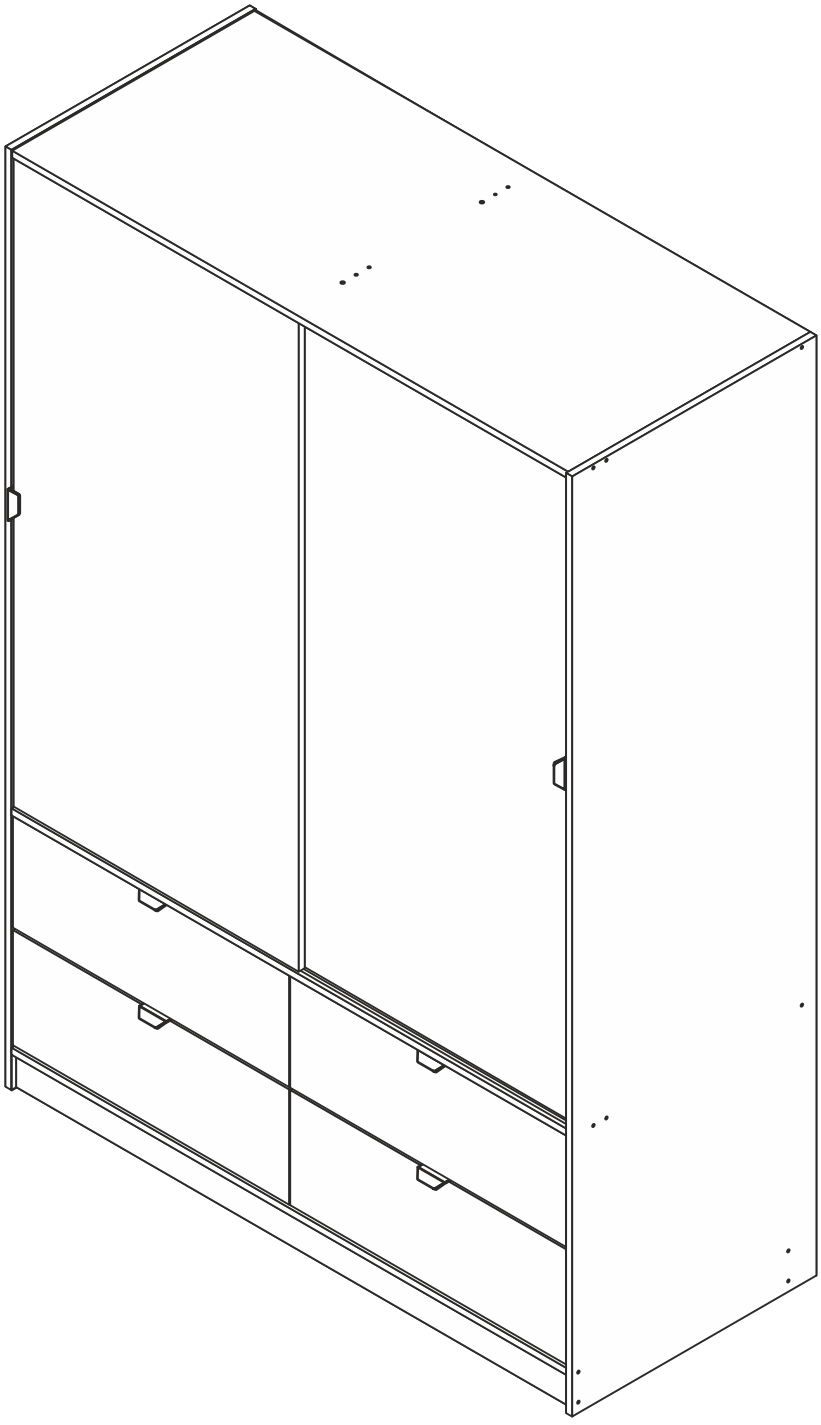

Forés®
... con madera de hogar!

ARMARIO - WARDROBE - ARMOIRE - ROUPEIRO - GUARDAROBA - KLEIDERSCHRANK - ΝΤΟΥΛΆΠΑ

INSTRUCCIONES DE MONTAJE - ASSEMBLING INSTRUCTIONS - NOTICE DE MONTAGE- INSTRUÇÕES DE MONTAGEM - ISTRUZIONI DI MONTAGGIO - MONTAGEANLEITUNG - ΟΔΗΓΊΕΣ ΣΥΝΑΡΜΟΛΌΓΗΣΗΣ

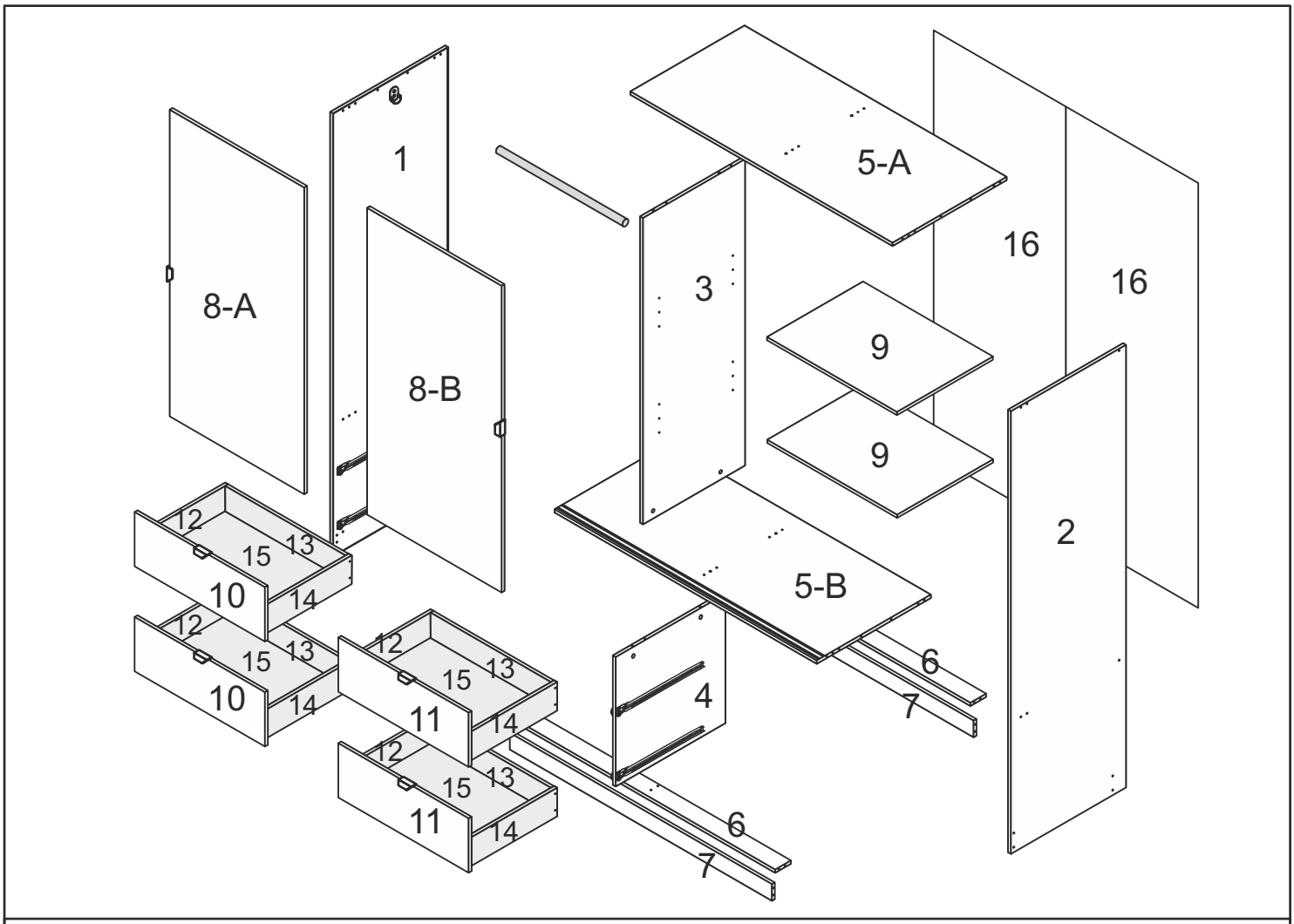
1
8-A
8-B
5-A
3
16
16
9
9
2
5-B
12
15
13
10
14
12
15
13
10
14
12
15
13
11
14
12
15
13
11
14
4
6
7
6
7

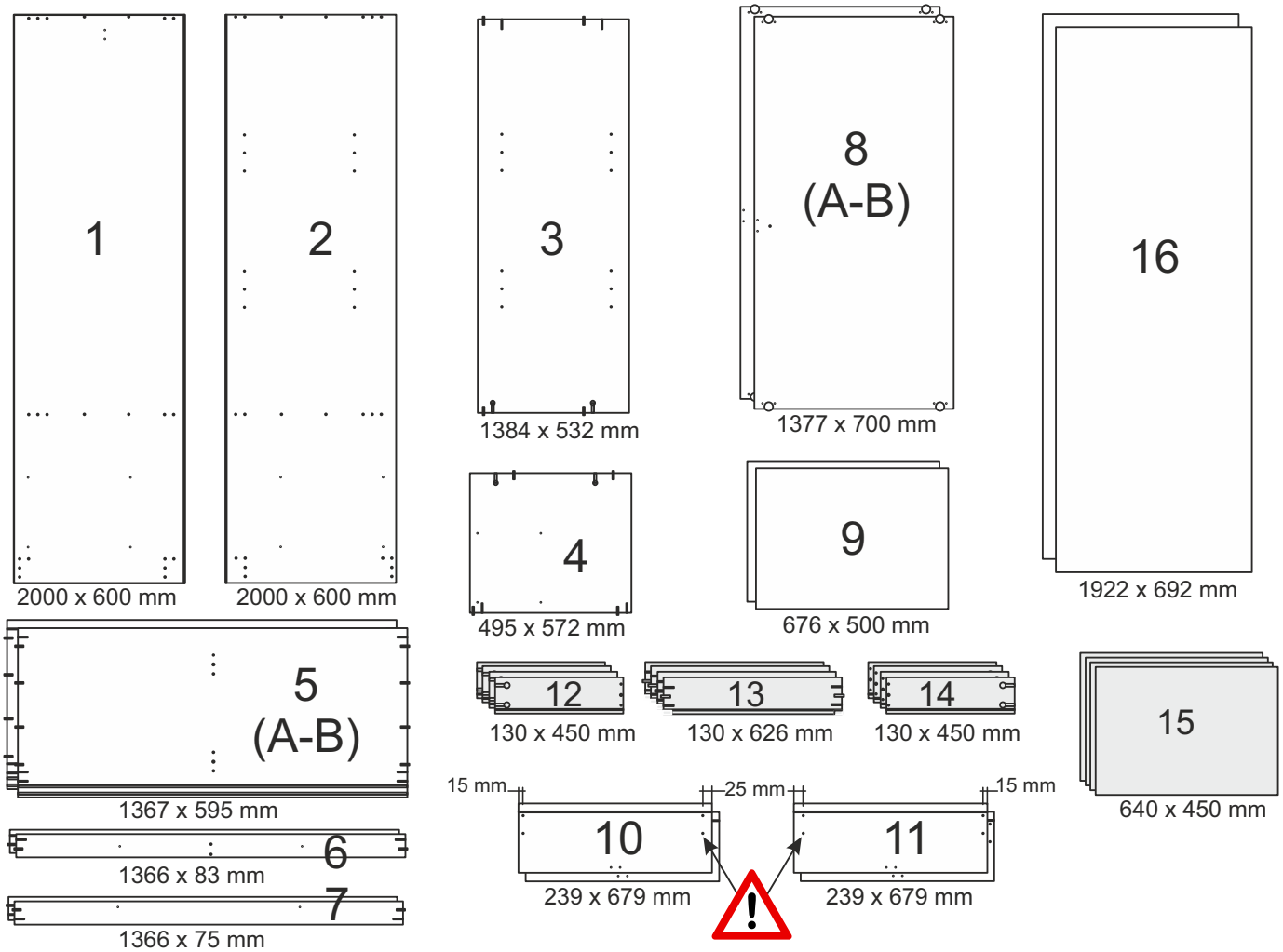
1
2000 x 600 mm
2
2000 x 600 mm
3
1384 x 532 mm
8
(A-B)
1377 x 700 mm
16
1922 x 692 mm
4
495 x 572 mm
9
676 x 500 mm
5
(A-B)
1367 x 595 mm
6
1366 x 83 mm
7
1366 x 75 mm
12
130 x 450 mm
13
130 x 626 mm
14
130 x 450 mm
15
640 x 450 mm
15 mm
25 mm
15 mm
10
239 x 679 mm
11
239 x 679 mm

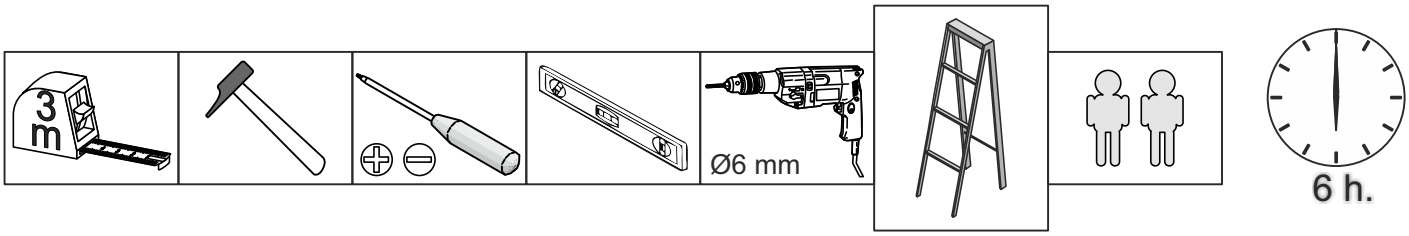

A x 32

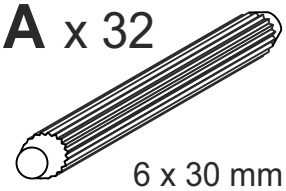

B x 16

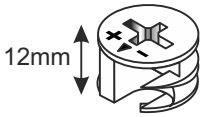

E x 4

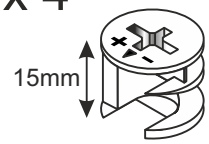

F x 16

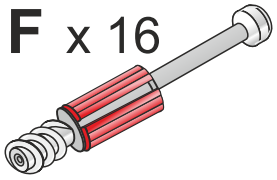

D x 2

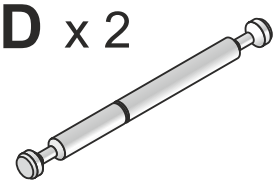

G x 6

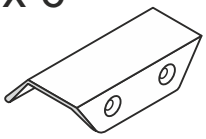

I x 1



J x 1

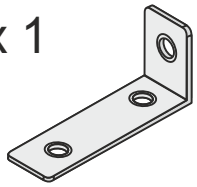

K x 6



L x 4



M x 8

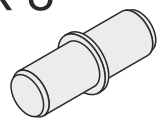

N x 8

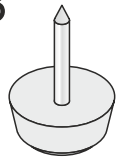

O x 2

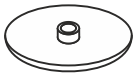

P x 20



Q x 60

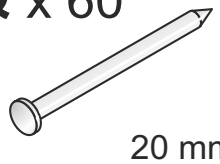

R x 2

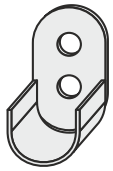

X x 4

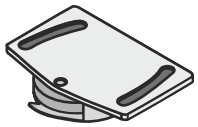

Y x 1

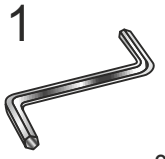

Z x 4

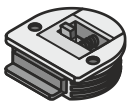

AB x 1

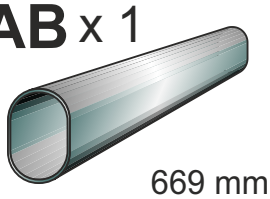

AD x 4

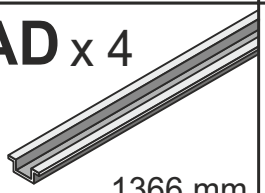

AC x 1

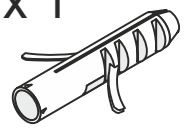

H x 4

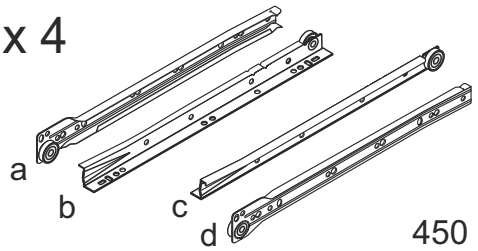

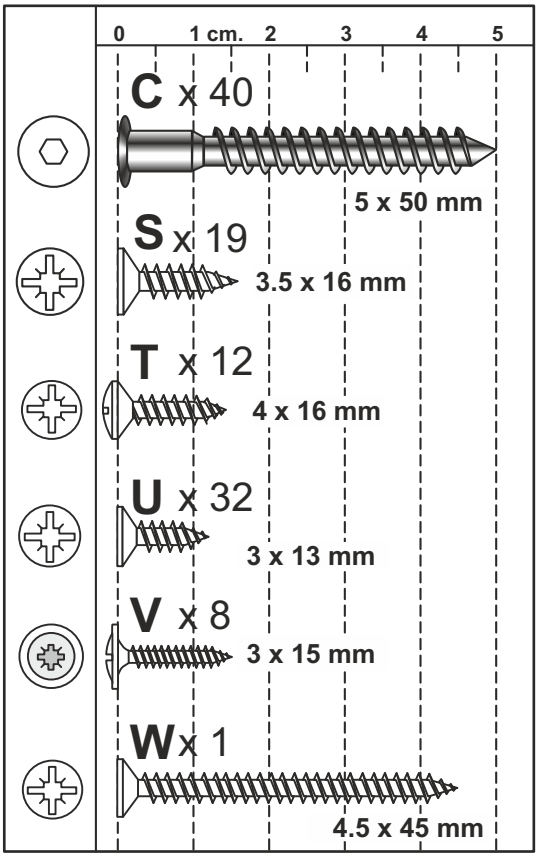

1

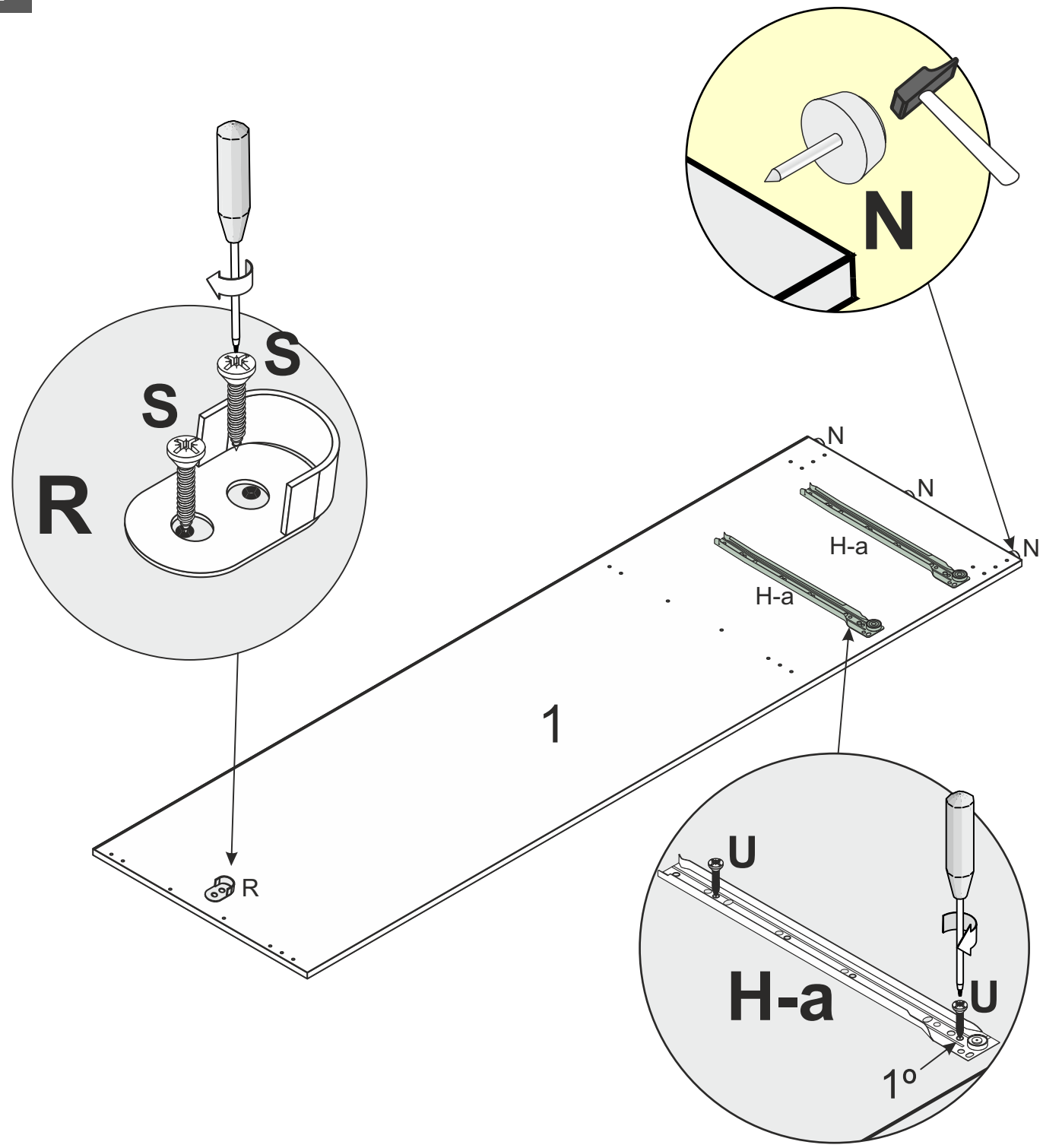

R x 1	S x 2	N x 3	U x 4	H x 2
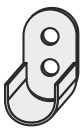	 3.5 x 16 mm	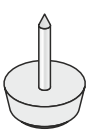	 3 x 13 mm	a 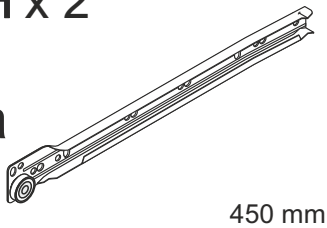 450 mm

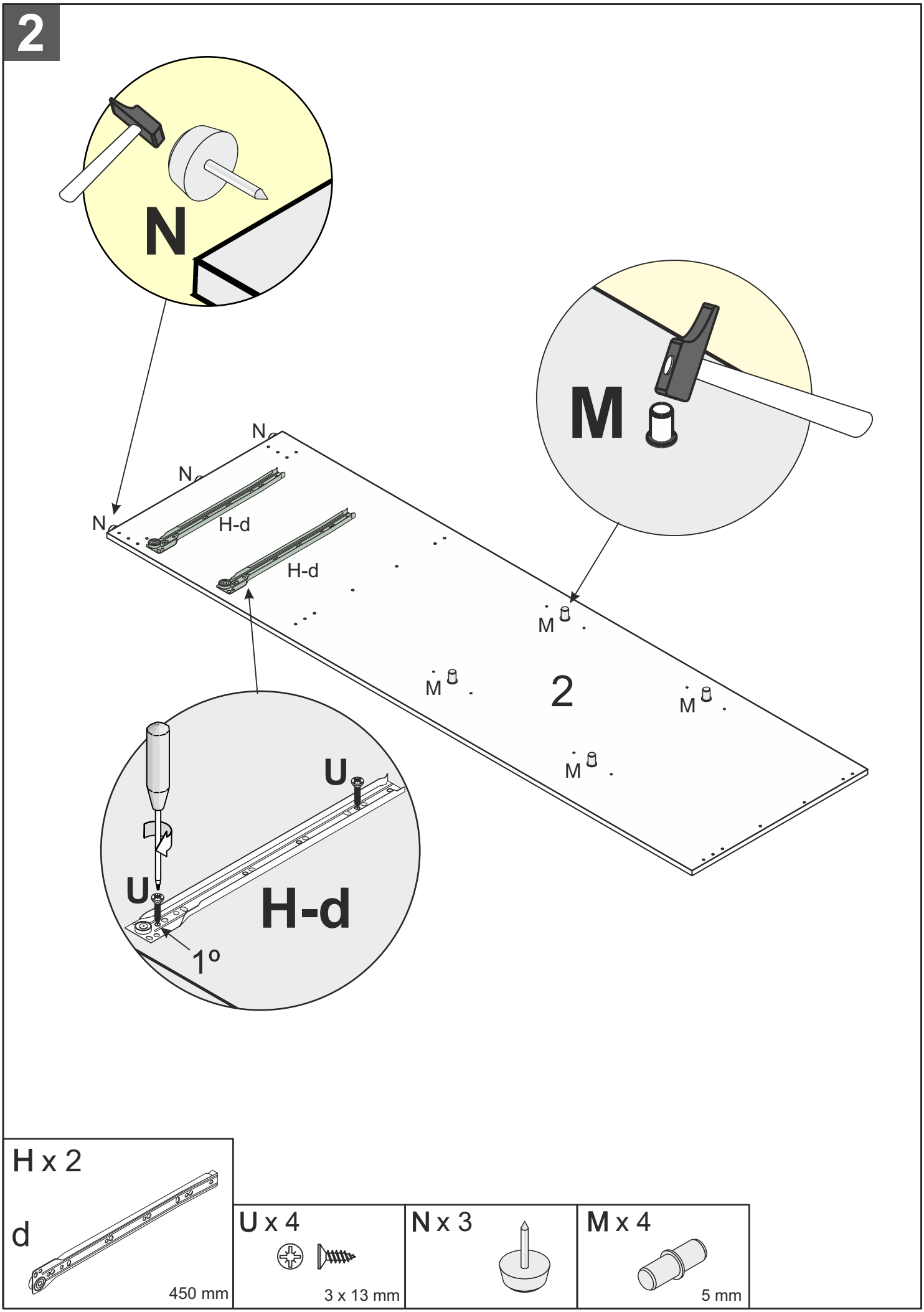
2
N
M
N
N
N
H-d
H-d
M
M
M
M
2
U
U
H-d
1º
H x 2
d
450 mm
U x 4
3 x 13 mm
N x 3
M x 4
5 mm

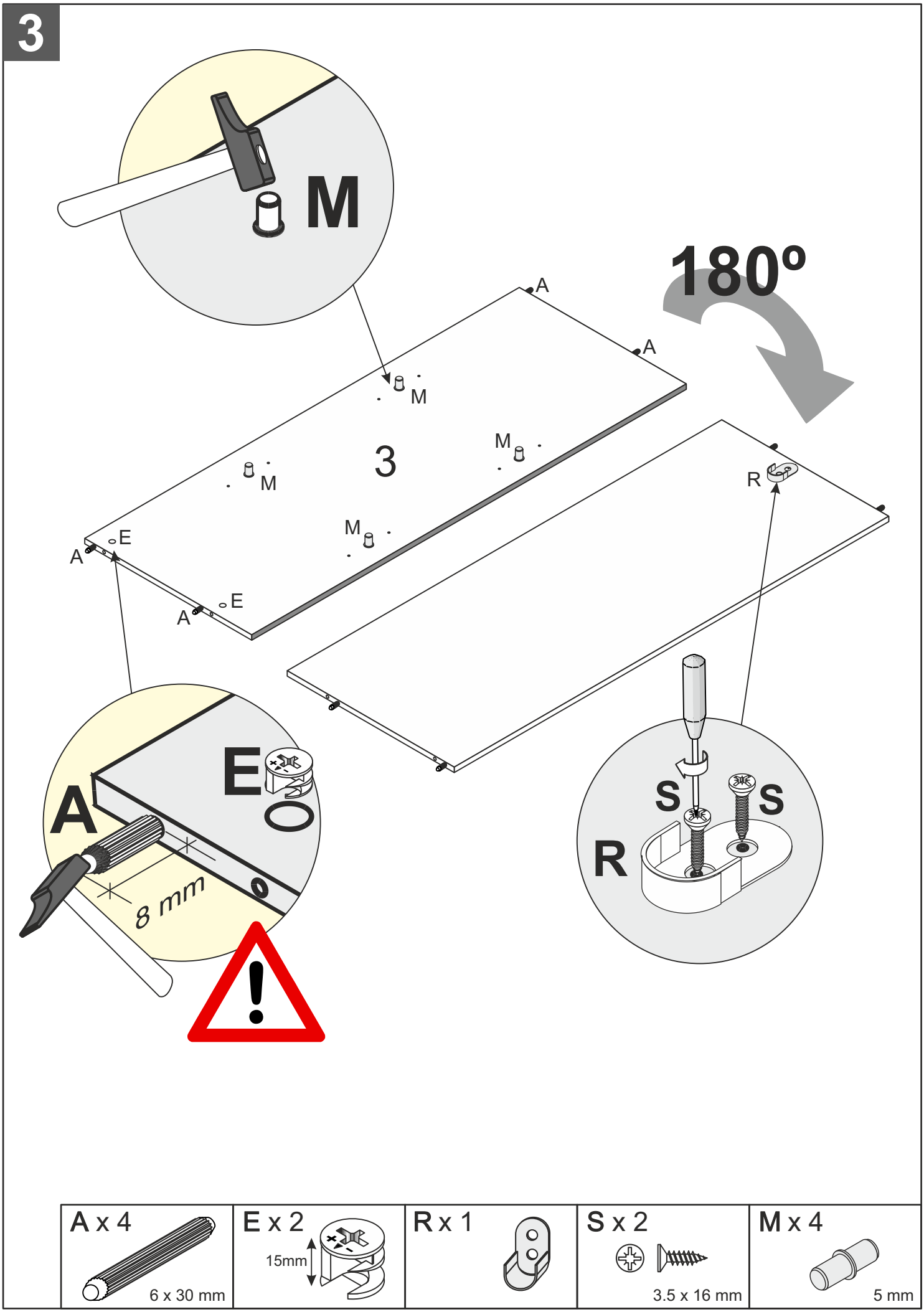
3
M
180º
A
A
M
M
3
M
M
R
E
A
E
A
E
A
8 mm
S
S
R
A x 4
6 x 30 mm
E x 2
15mm
R x 1
S x 2
3.5 x 16 mm
M x 4
5 mm

4

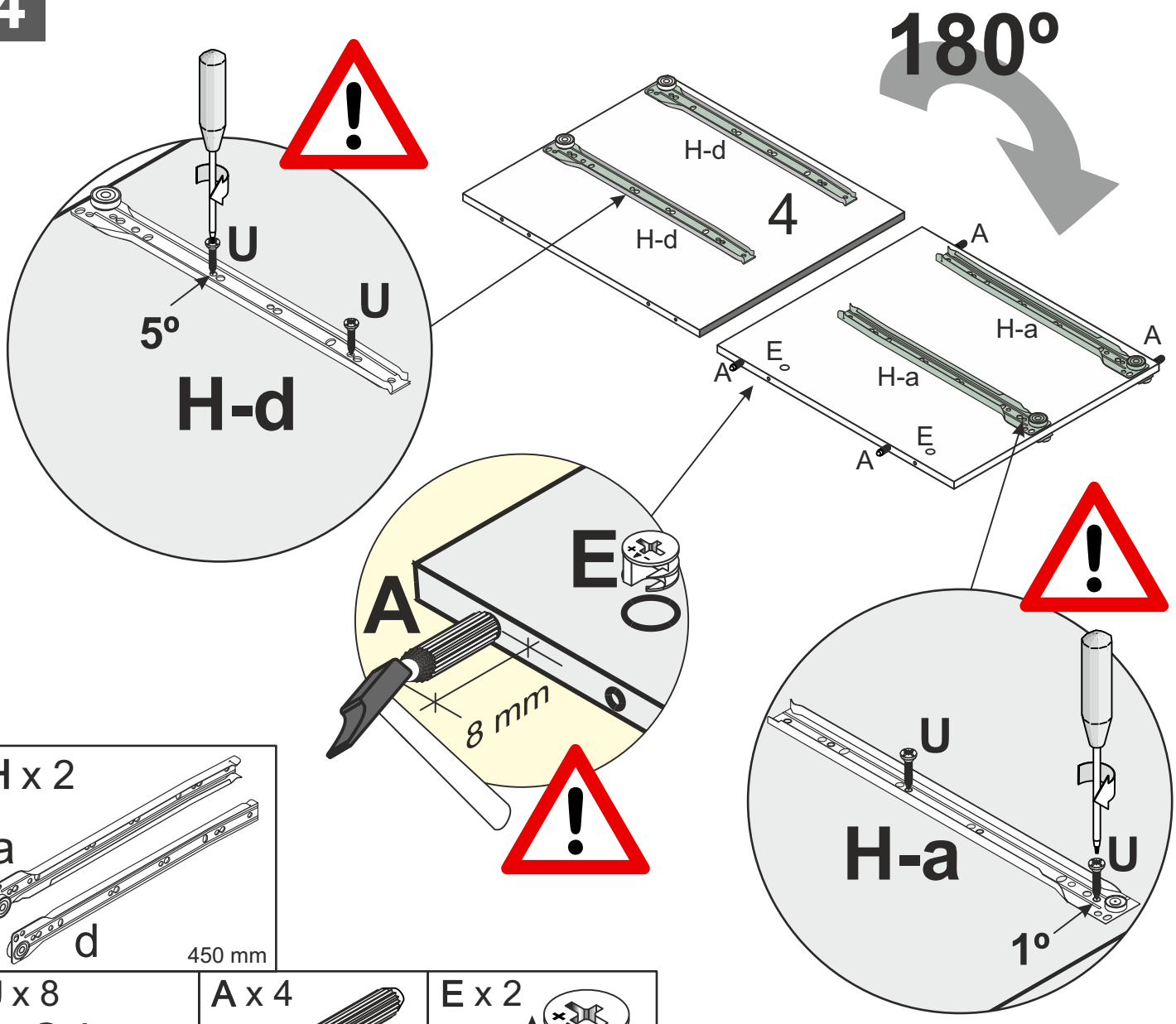

H x 2

U x 8



A x 4

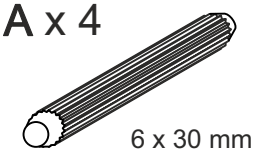

E x 2

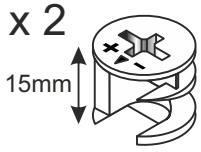

5

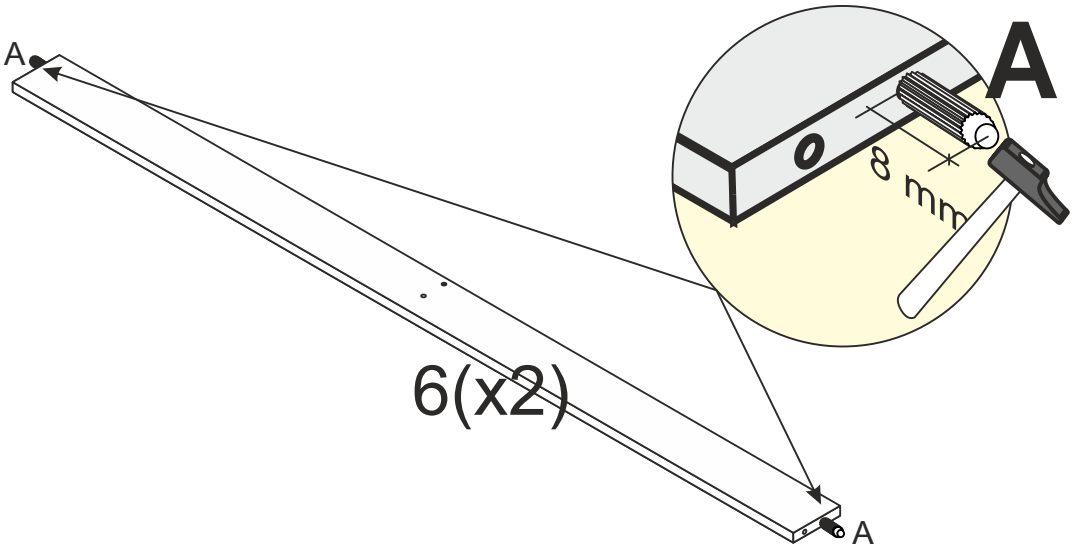

A x 4

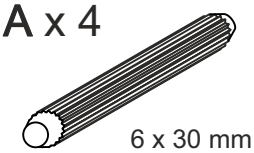

6

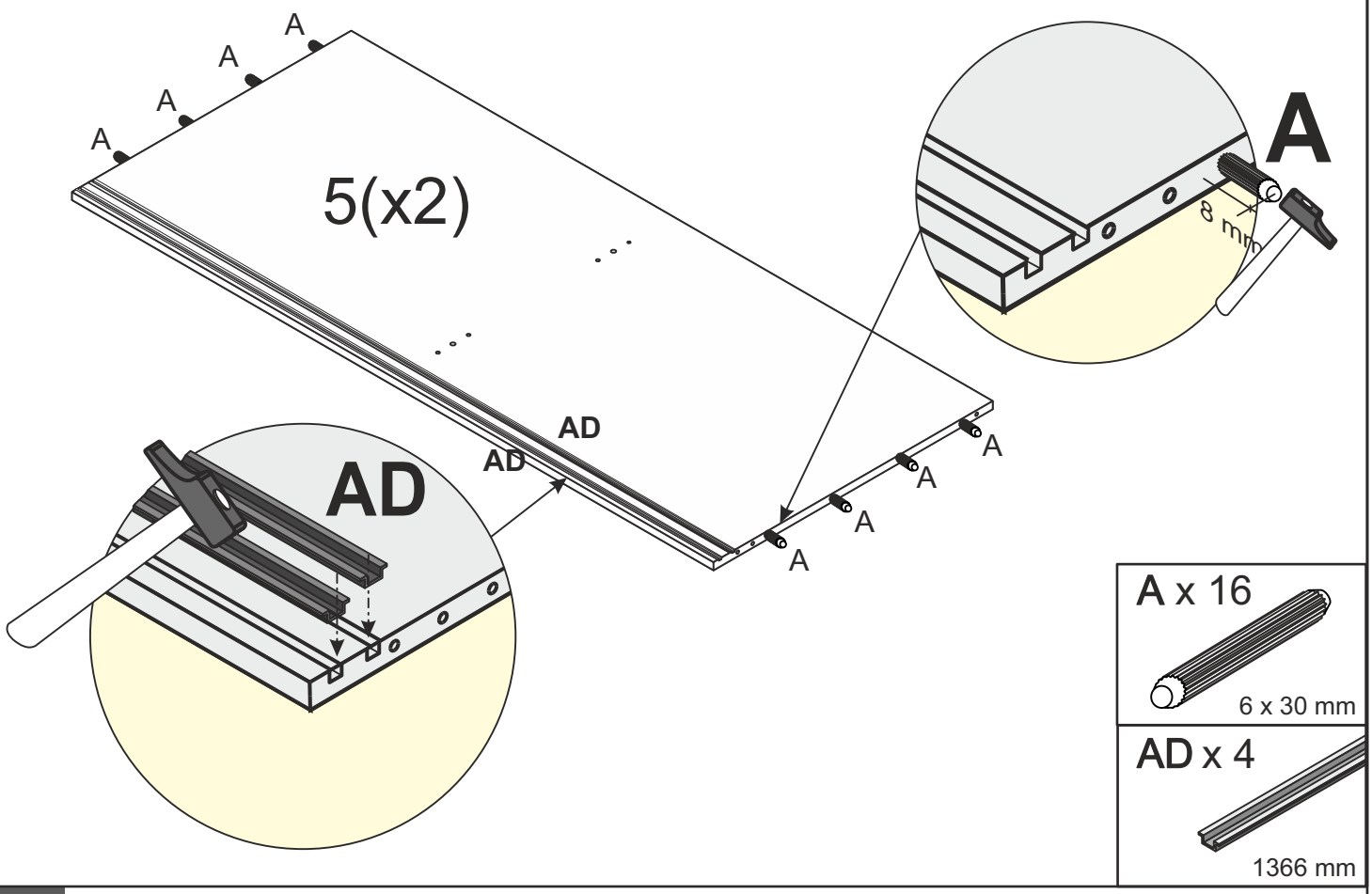

A x 16

6 x 30 mm

AD x 4

1366 mm

7

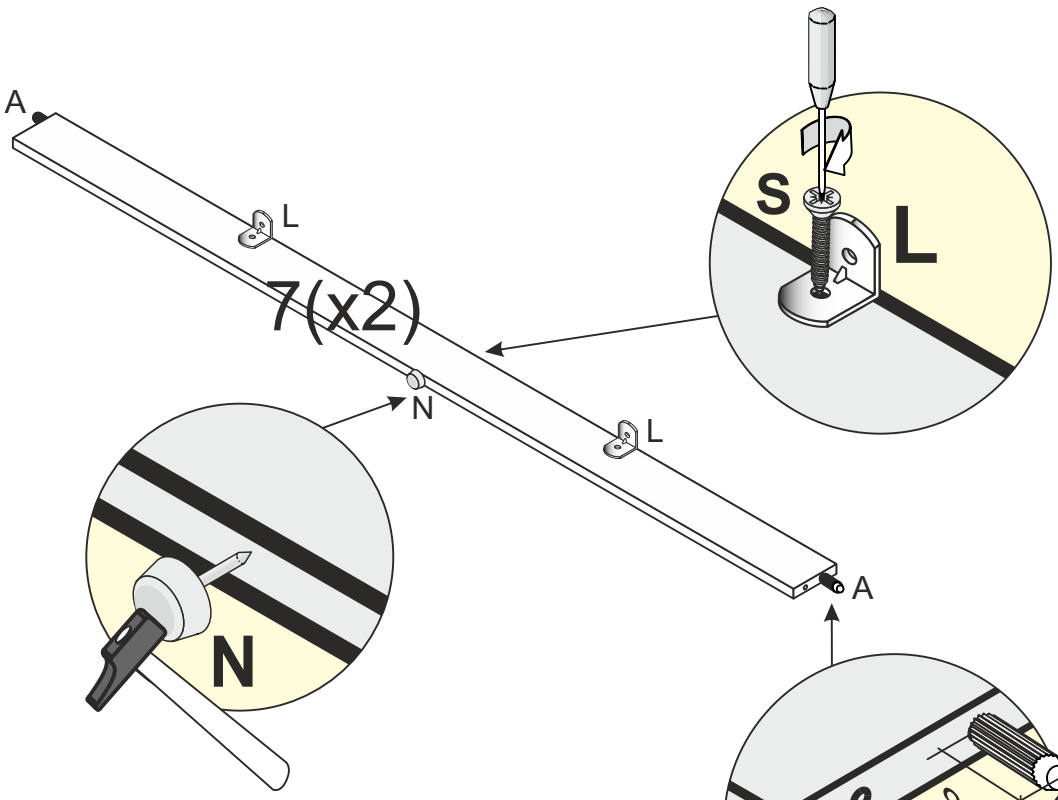

A x 4

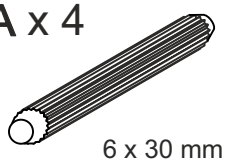

6 x 30 mm

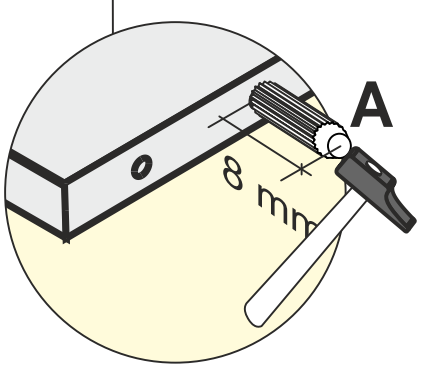

N x 2

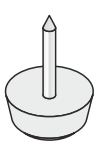

L x 4

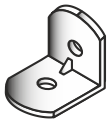

S x 4



3.5 x 16 mm

8

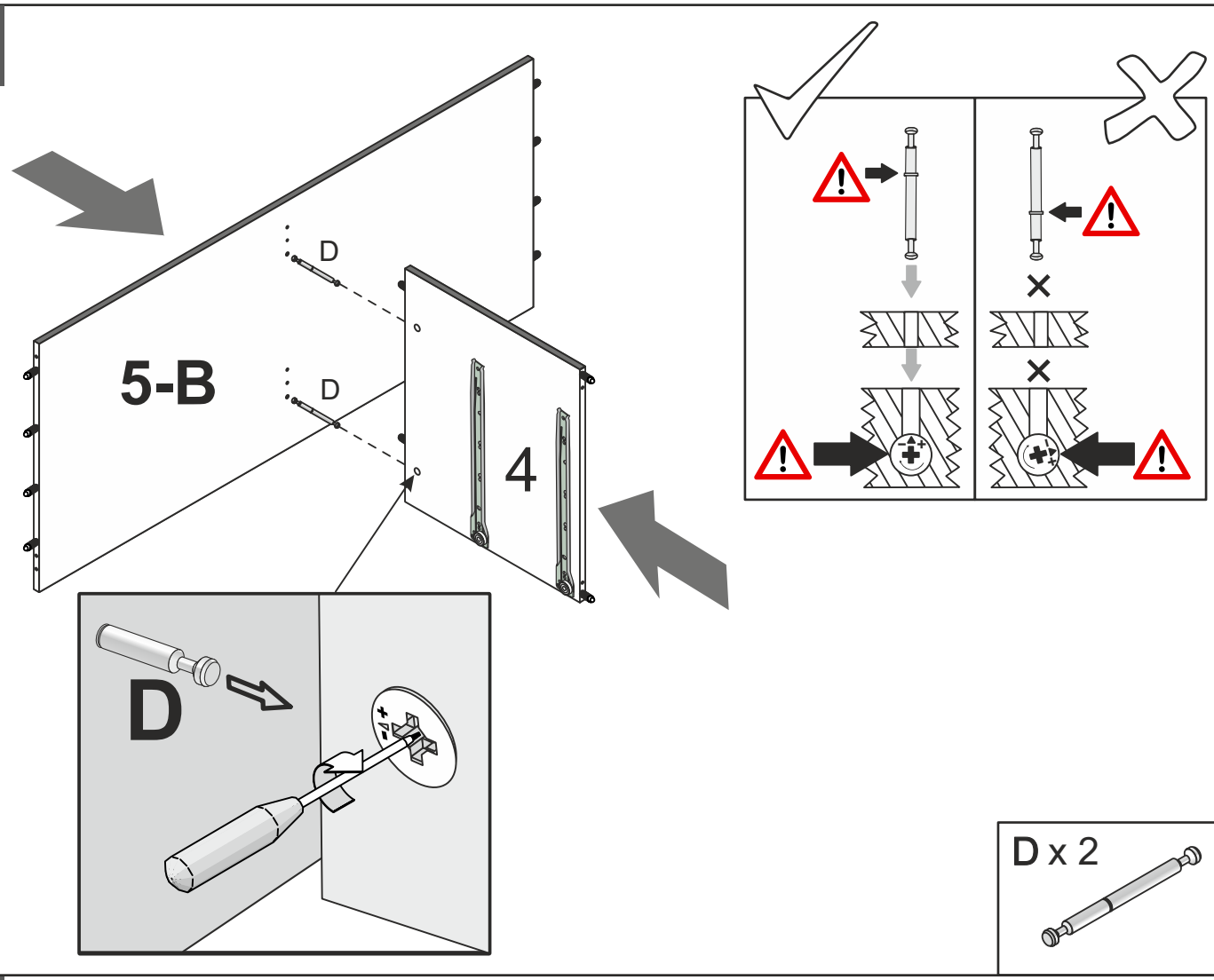

9

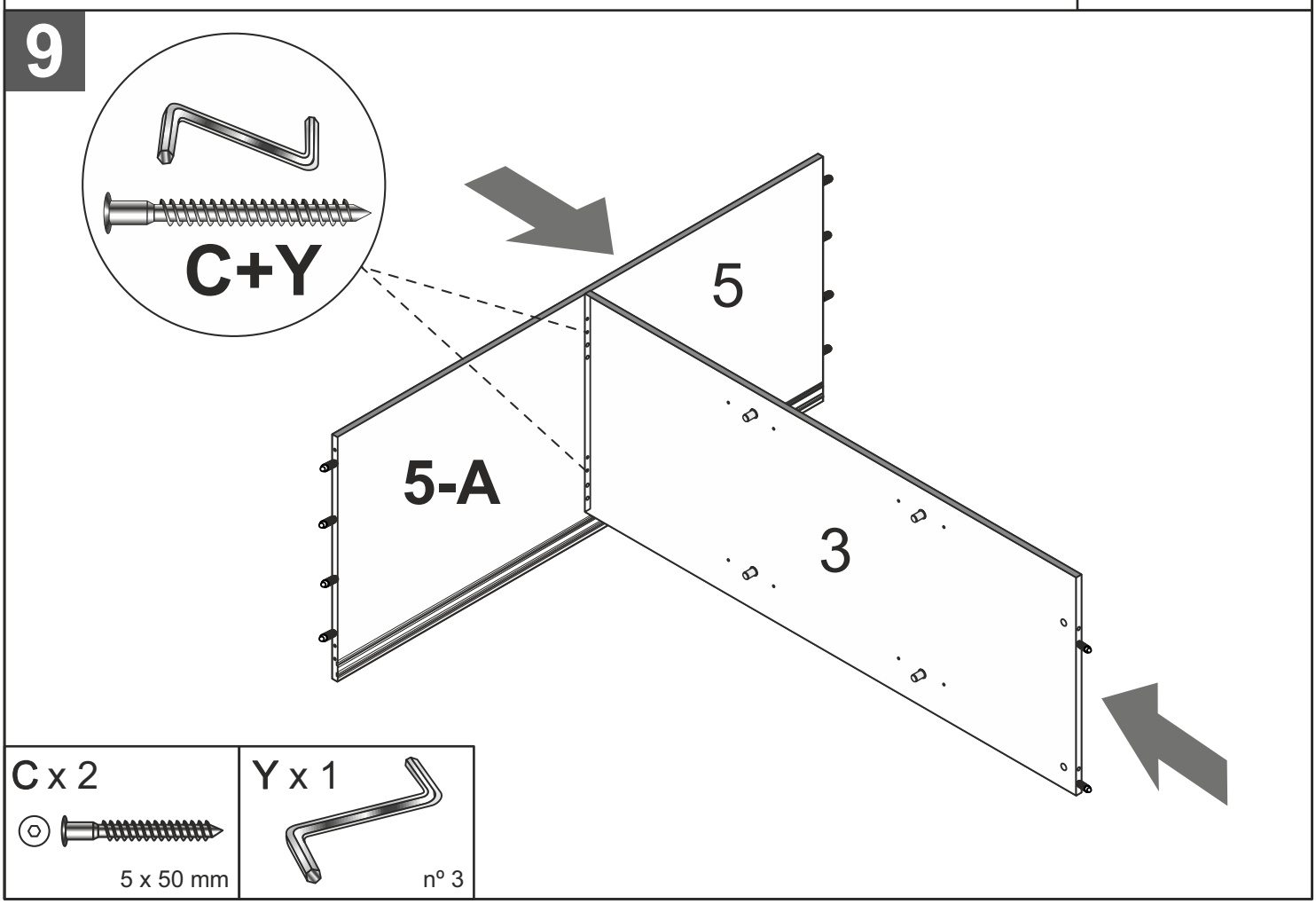

10

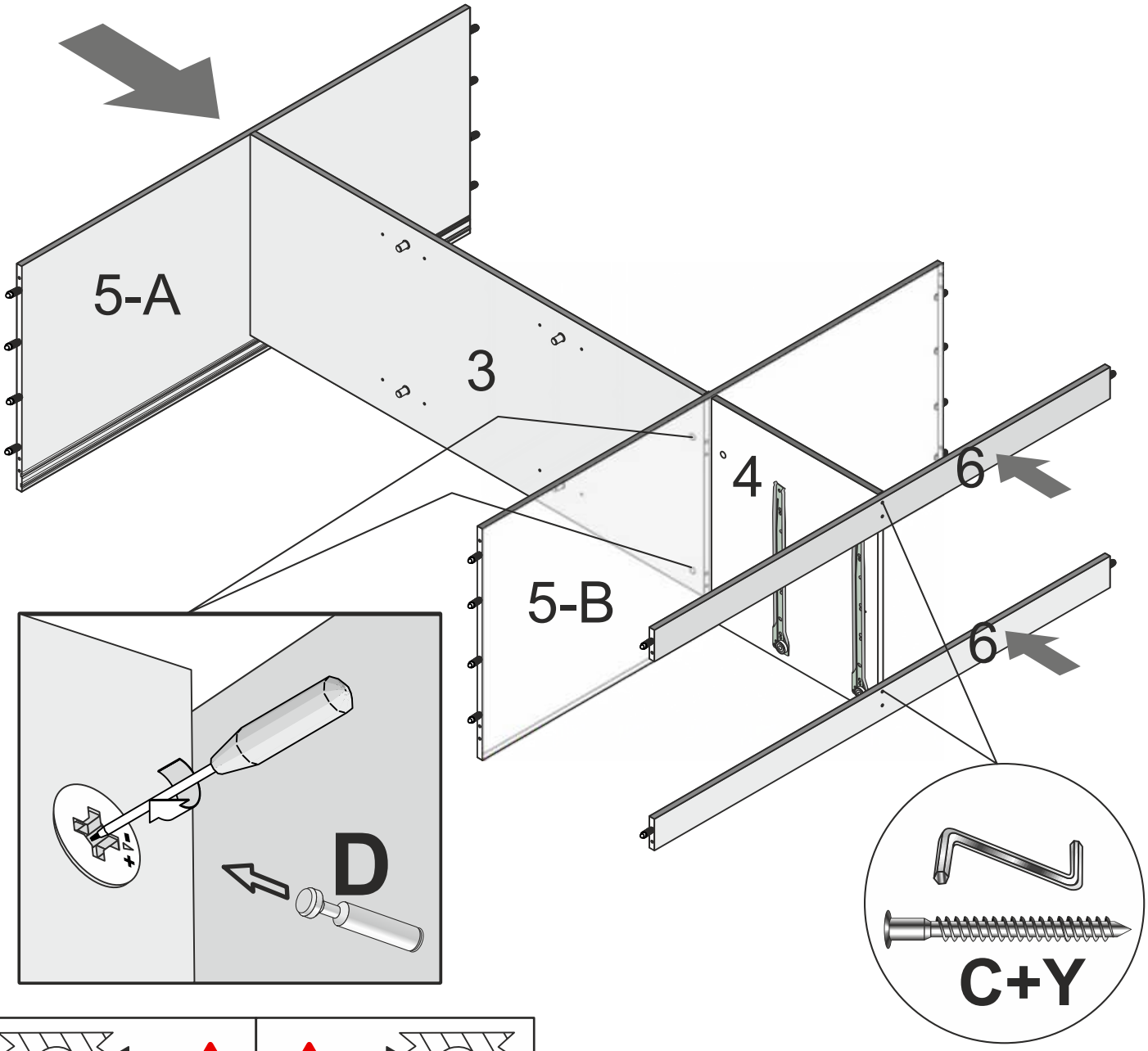

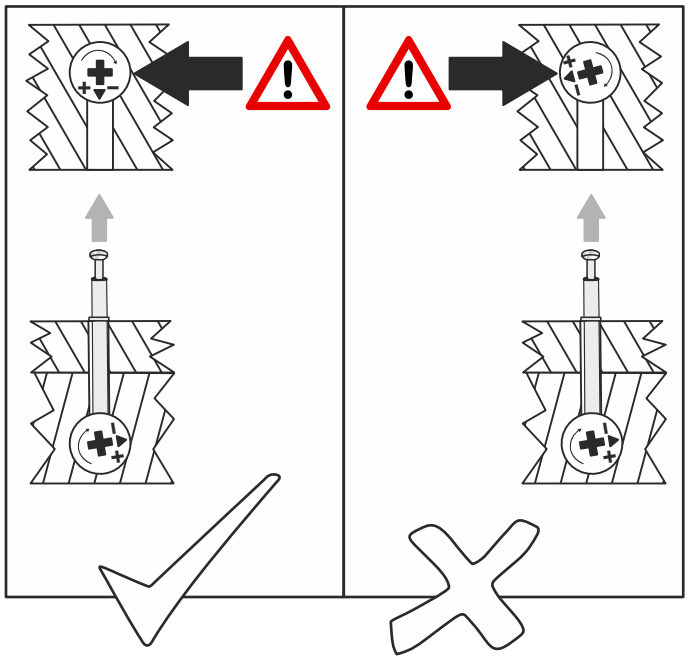

C x 2	Y x 1
5 x 50 mm	nº 3

11

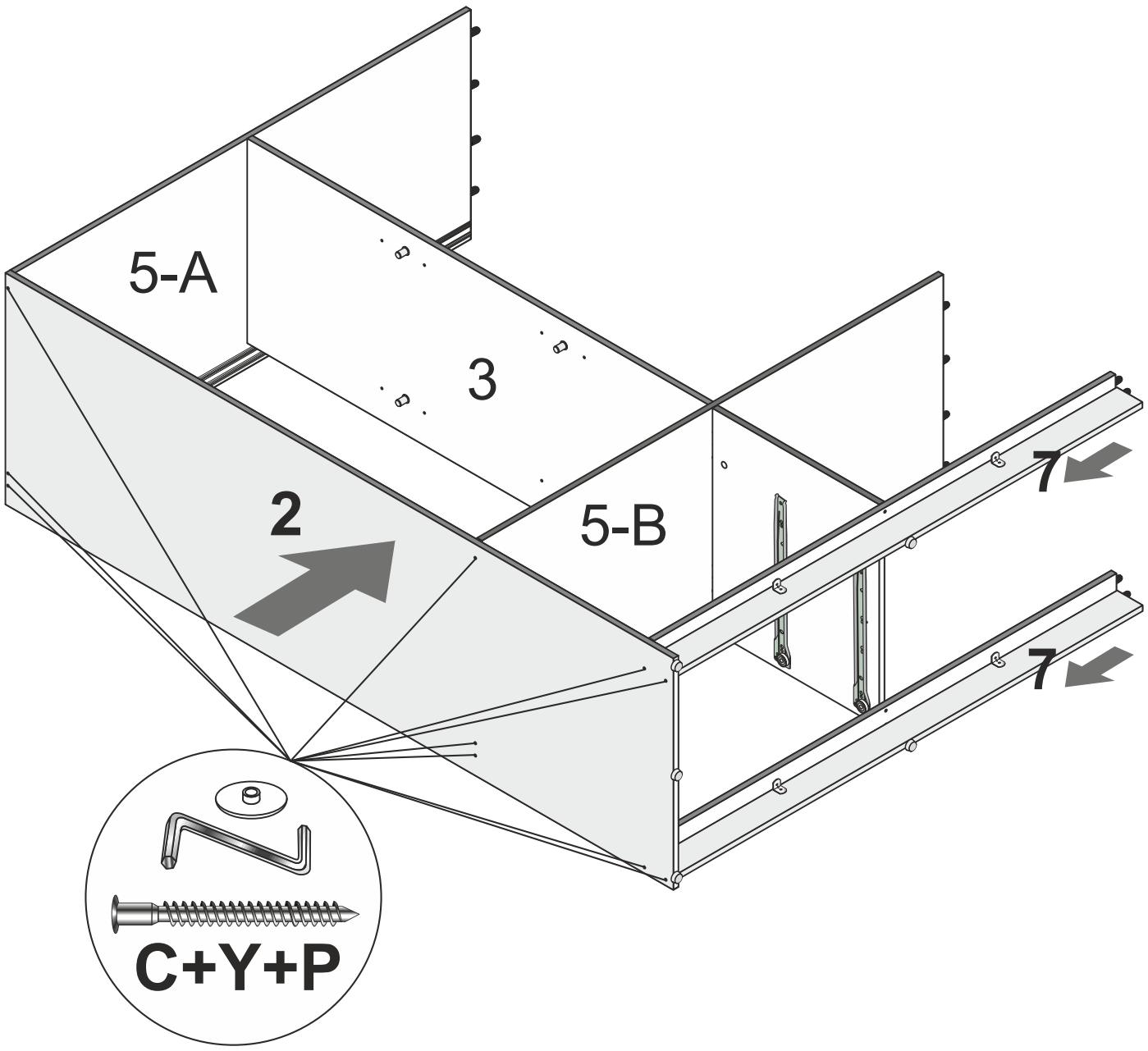

P x 10	C x 10	Y x 1
11 mm	5 x 50 mm	nº 3

12

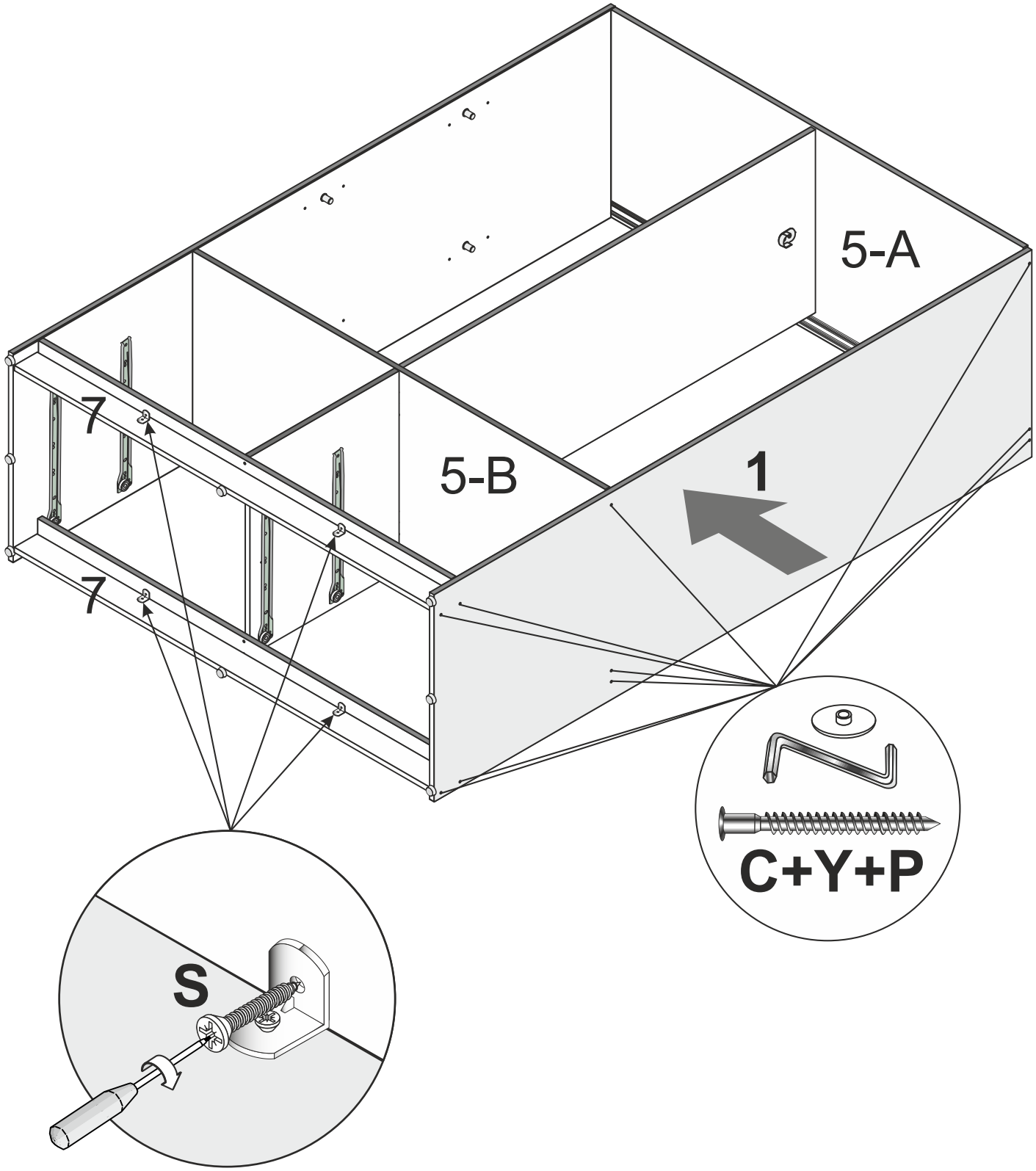

S x 4	P x 10	C x 10	Y x 1
3.5 x 16 mm	11 mm	5 x 50 mm	nº 3

13

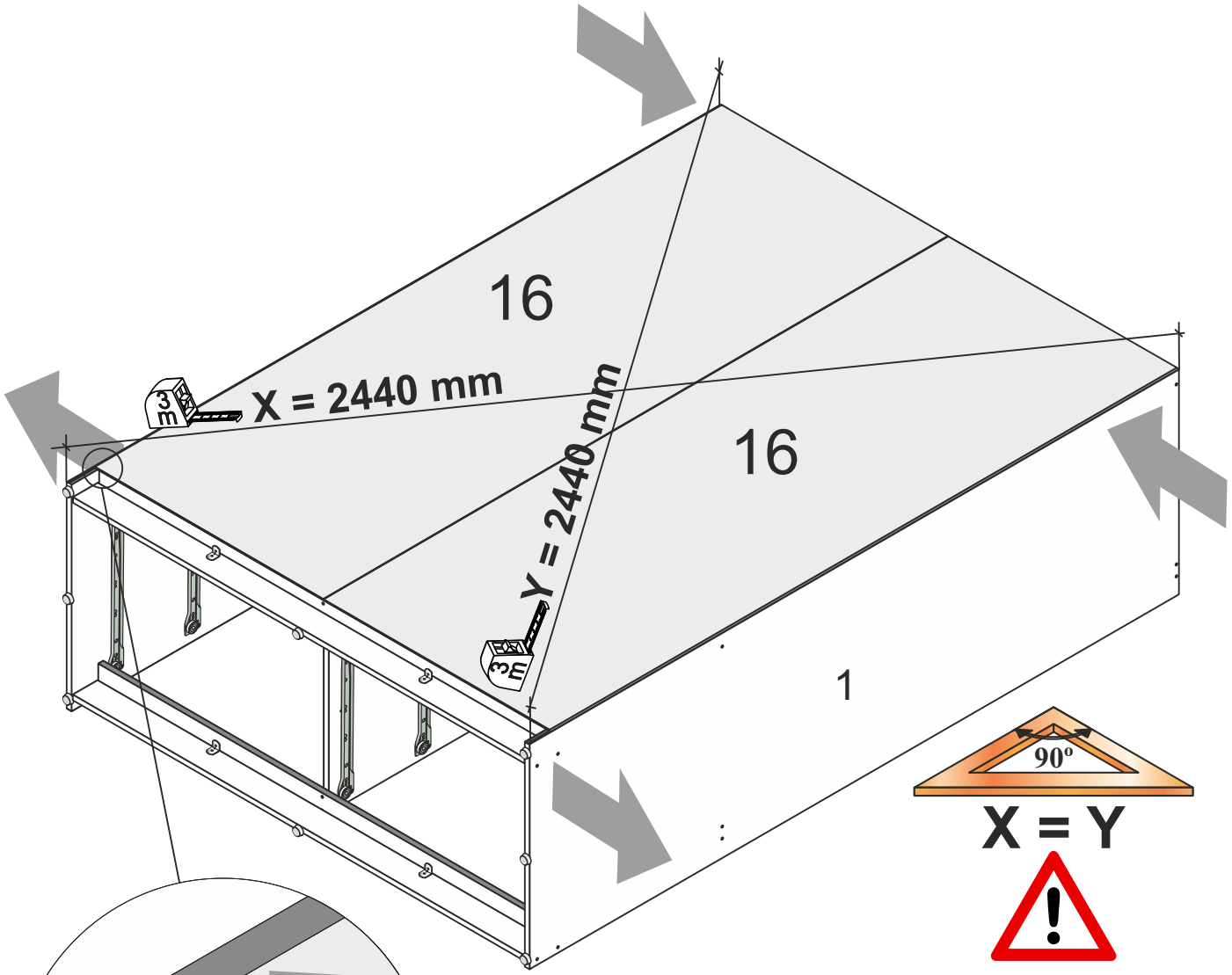

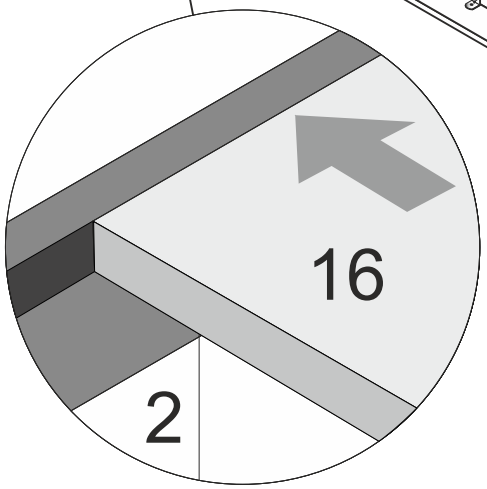

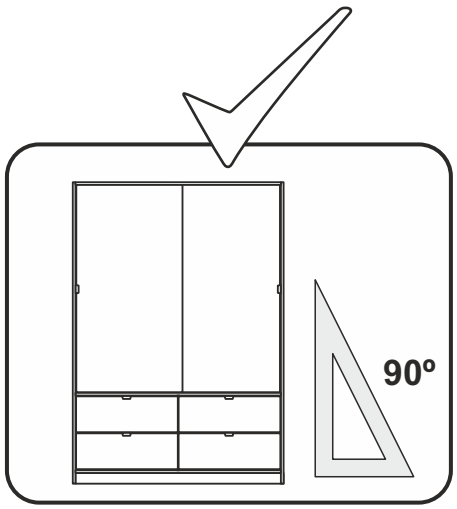

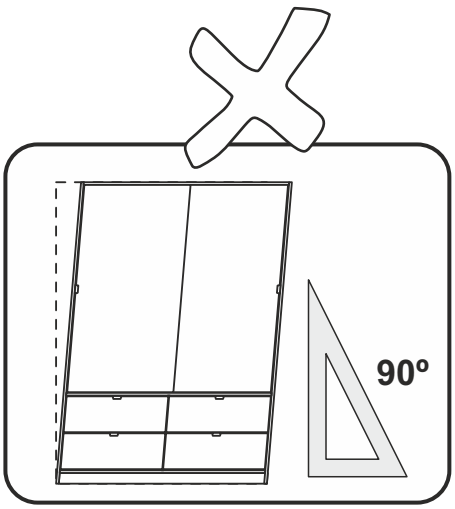



14

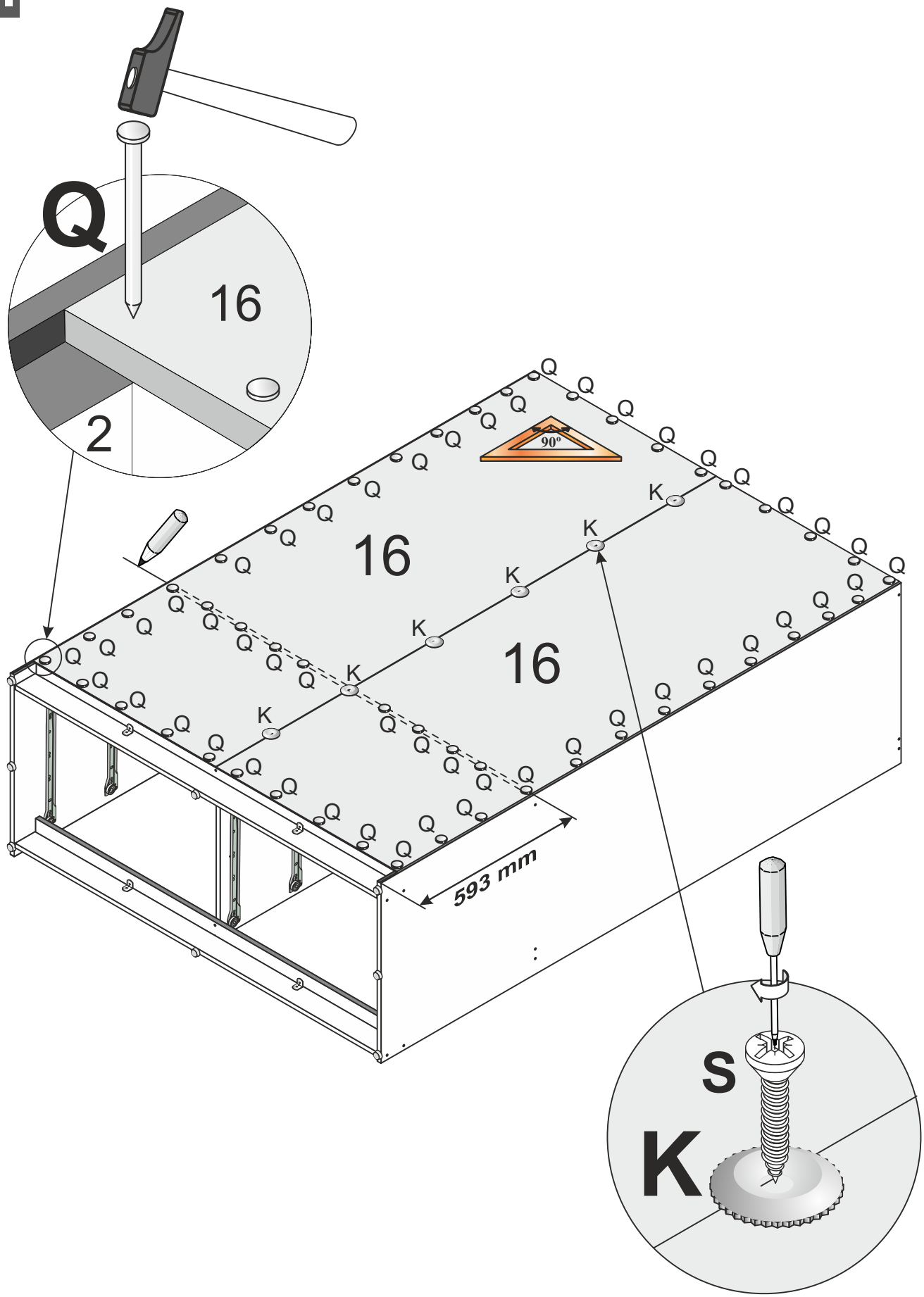

K x 6	S x 6	Q x 60
	3.5 x 16 mm	20 mm

15

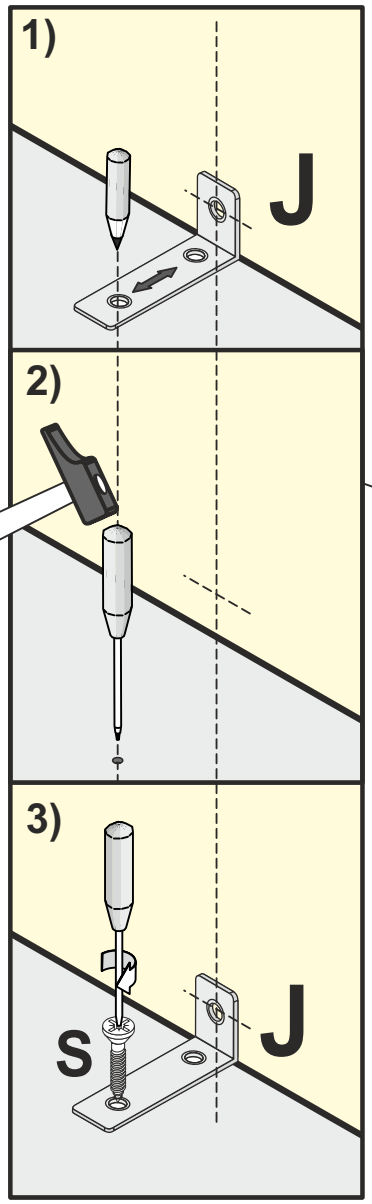

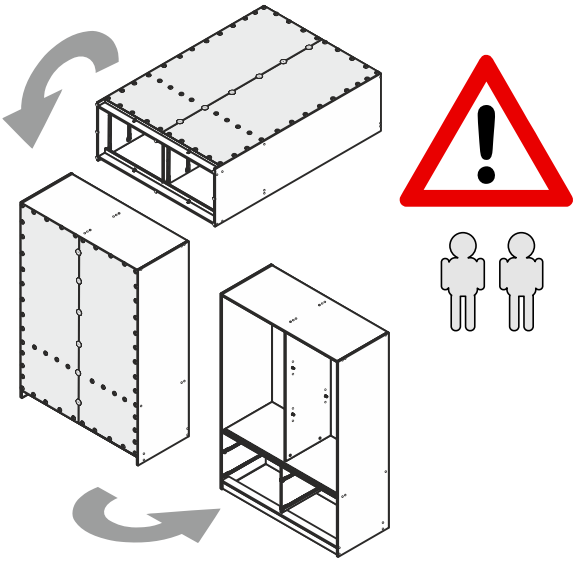

AB x 1 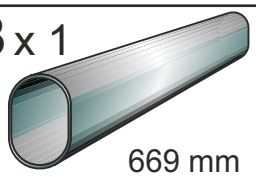 669 mm	**S** x 1 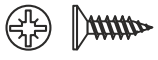 3.5 x 16 mm	**J** x 1 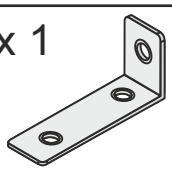	**O** x 2 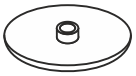 15 mm	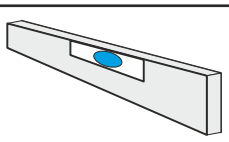



ES · USE HERRAJES ADECUADOS PARA EL MATERIAL DE LAS PAREDES DE SU CASA. LOS TACOS DE PARED INCLUIDOS SON PARA PAREDES DE HORMIGÓN O DE LADRILLO. PARA OTROS TIPOS DE PARED, COMO LAS DE PLADUR, PIDA CONSEJO A UN ESPECIALISTA.

EN · USE FIXING DEVICES SUITABLE FOR THE WALLS IN YOUR HOME. THE WALL PLUG INCLUDED ARE SUITABLE FOR CONCRETE OR BRICK WALLS. FOR OTHER TYPES OF WALLS, SUCH AS PLASTER, WE RECOMMEND CONTACTING A SPECIALIST.

FR · UTILISEZ DES FIXATIONS ADAPTÉES AU MUR DE VOTRE MAISON. LES CHEVILLES DE FIXATION INCLUSES S'ACCROCHENT AUX PAROIS EN BÉTON OU EN BRIQUE. POUR D'AUTRES TYPES DE MURS, COMME GYPROC OU PLÂTRE, VEUILLEZ CONTACTER UN SPÉCIALISTE.

PT · USE AS FERRAGENS ADEQUADAS AO MATERIAL DAS PAREDES DE SUA CASA. AS BUCHAS INCLUÍDAS SÃO PARA PAREDES DE CIMENTO OU TIJOLO. PARA OUTROS TIPOS DE PAREDE, TAIS COMO PLACAS DE GESSO, CONSULTE UM ESPECIALISTA.

IT · USA SISTEMI DI FISSAGGIO ADATTI ALLE PARETI DELLA TUA CASA. I TASSELLI A MURO INCLUSI SONO ADATTI PER PARETE IN CEMENTO O MATTONI. PER FISSAGGIO IN ALTRI TIPI DI MATERIALE, COME PARETE IN CARTONGESSO, CHIEDERE CONSIGLIO AD UN PROFESSIONISTA.

DE · BEFESTIGUNGSBESCHLÄGE BENUTZEN, DIE FÜR DIE HEIMISCHEN WÄNDE GEEIGNET SIND. DIE DÜBEL VON WÄNDE INKLUSIVE SIND A FÜR WÄNDE VON BETON ODER ZIEGELWÄNDEN. FÜR ANDERE WIE GIPSKARTONPLATTEN BIETET DEN RAT EINES SPEZIALISTEN.

GR · ΧΡΗΣΙΜΟΠΟΙΉΣΤΕ ΕΞΑΡΤΉΜΑΤΑ ΣΤΕΡΈΩΣΗΣ ΚΑΤΆΛΛΗΛΑ ΓΙΑ ΤΟΥΣ ΤΟΙΧΟΥΣ ΤΟΥ ΣΠΙΤΙΟΎ ΣΑΣ. ΟΙ ΣΥΝΔΕΤΙΚΟ ΚΑΡΦΙ ΠΕΡΙΛΑΜΒΑΝΟΝΤΑΙ ΓΙΑ ΤΟΙΧΟΥΣ ΤΟΙΧΟΥΣ ΣΚΥΔΡΟΜΕΝΟΥ Ή ΤΟΙΧΟΥΣ ΑΠΌ ΤΟΎΒΛΑ. ΓΙΑ ΑΛΛΟΥΣ ΤΥΠΟΥΣ ΤΟΙΧΟΥΣ, Π.χ ΓΥΨΟΣΑΝΙΔΑΣ, ΕΠΙΚΟΙΝΩΝΗΣΤΕ ΜΕ ΕΙΔΙΚΟ.

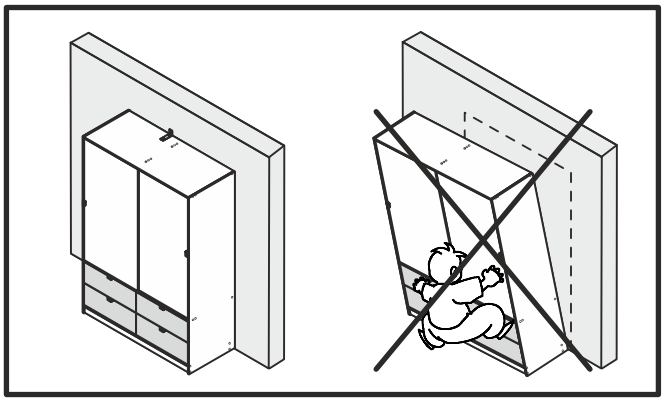

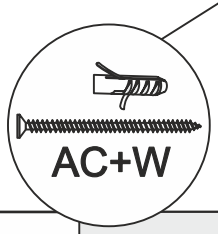

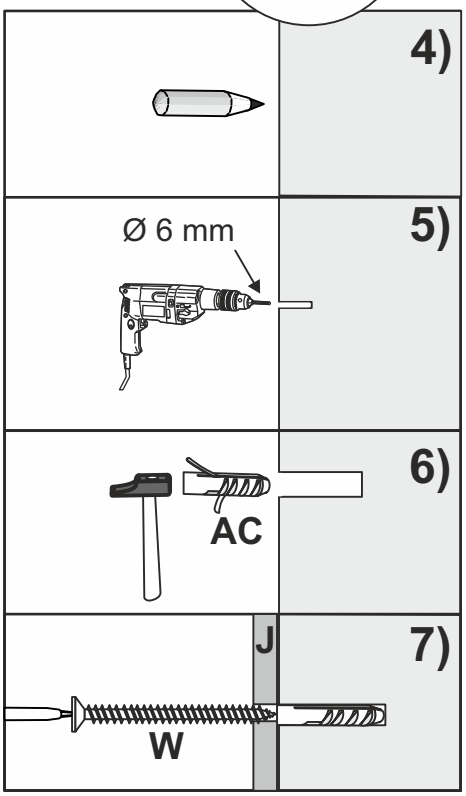

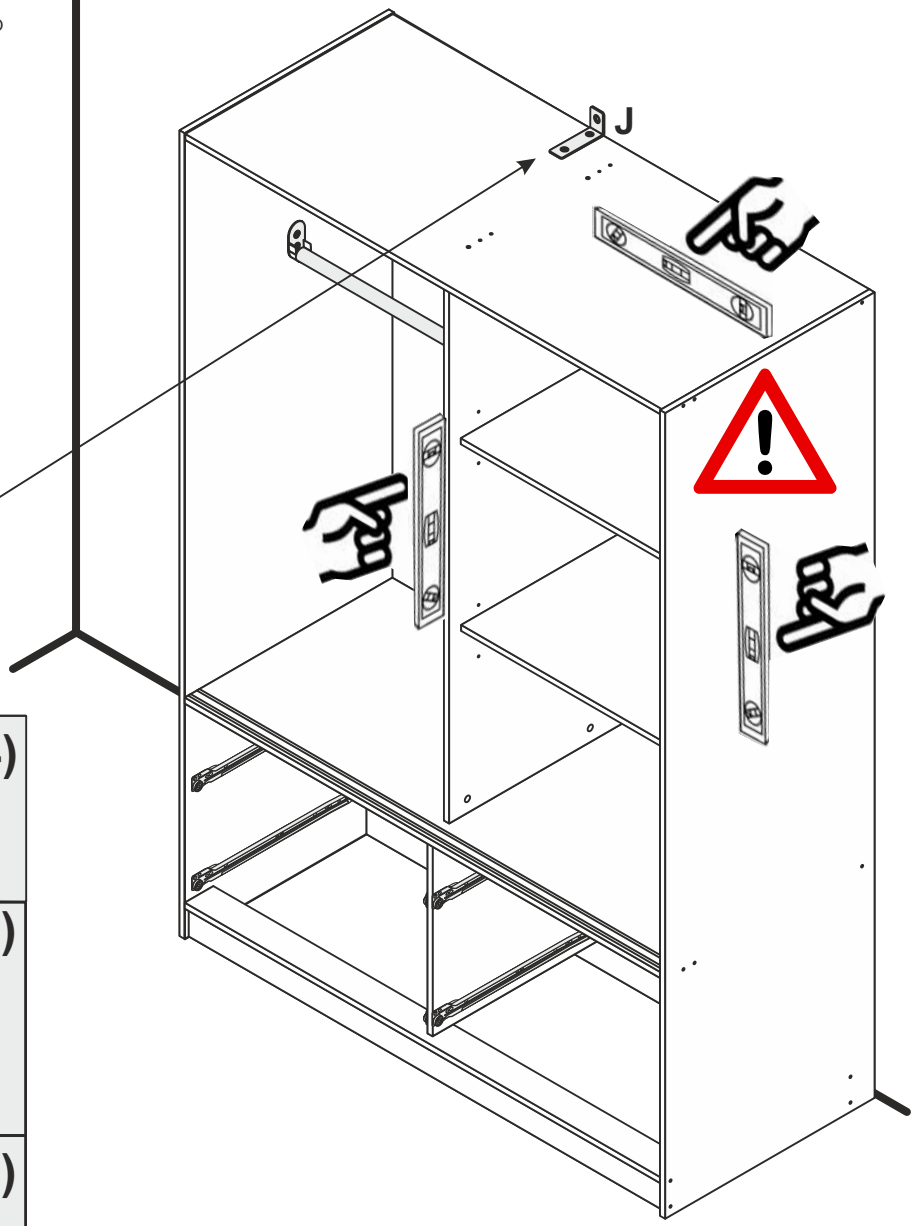

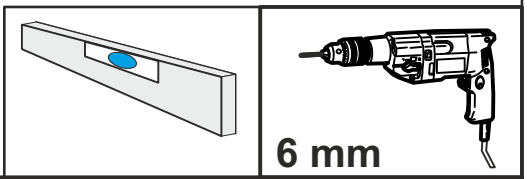

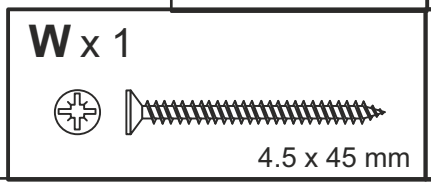

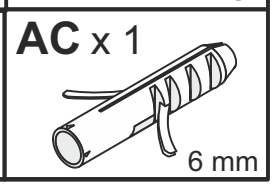

17

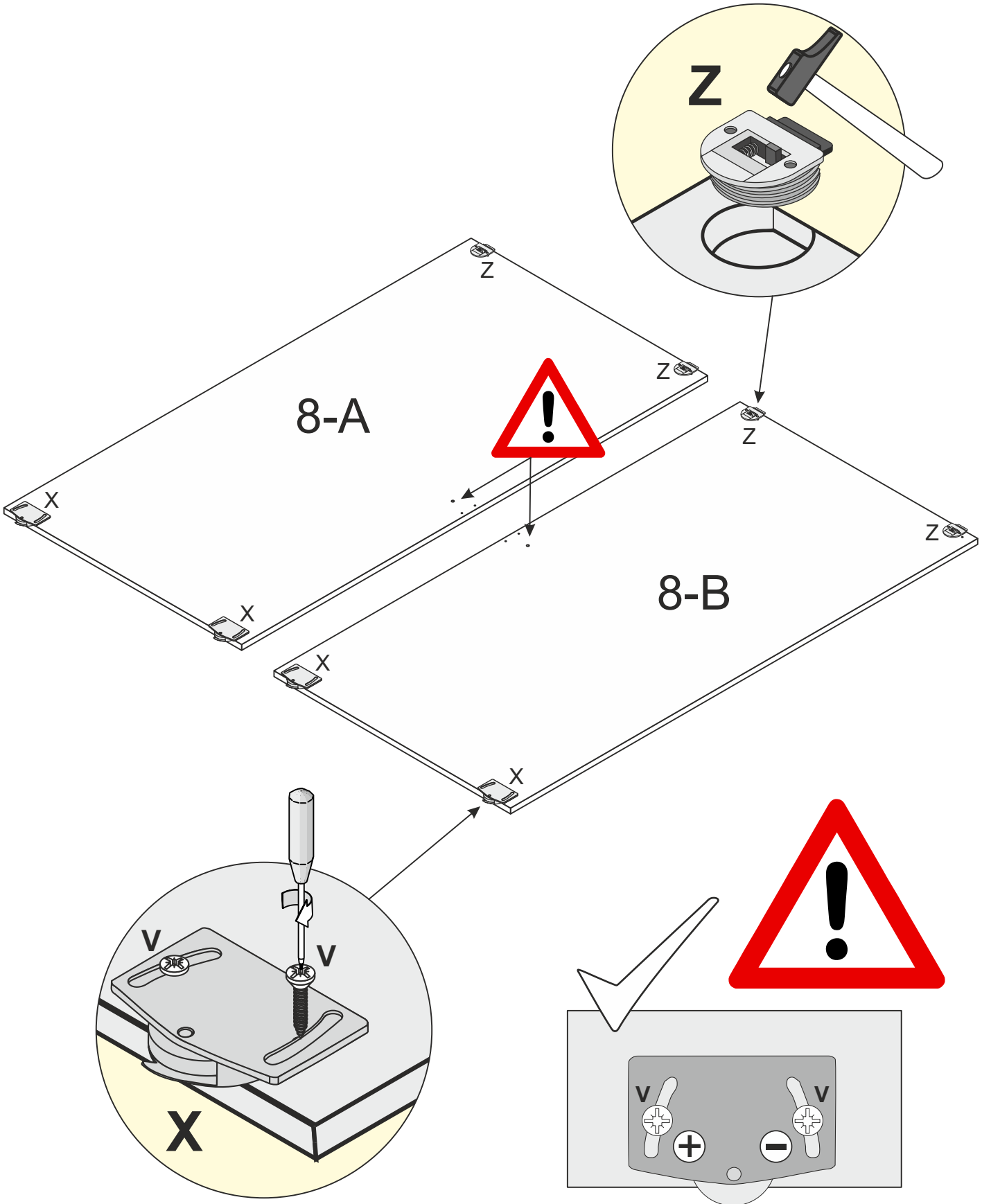

V x 8	X x 4	Z x 4
3 x 15 mm		

18

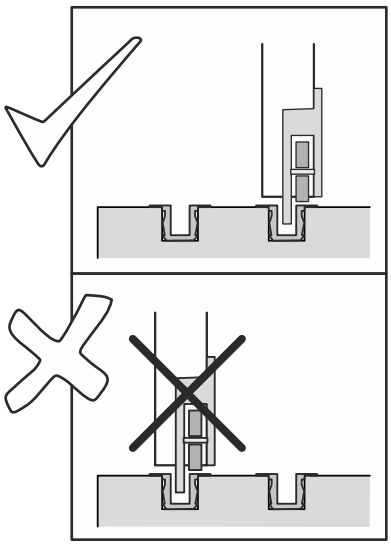

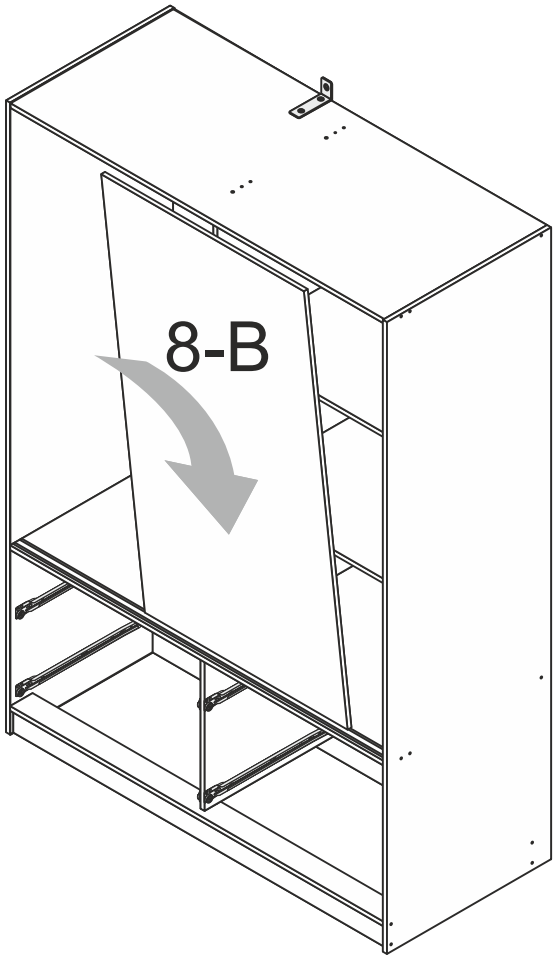

19

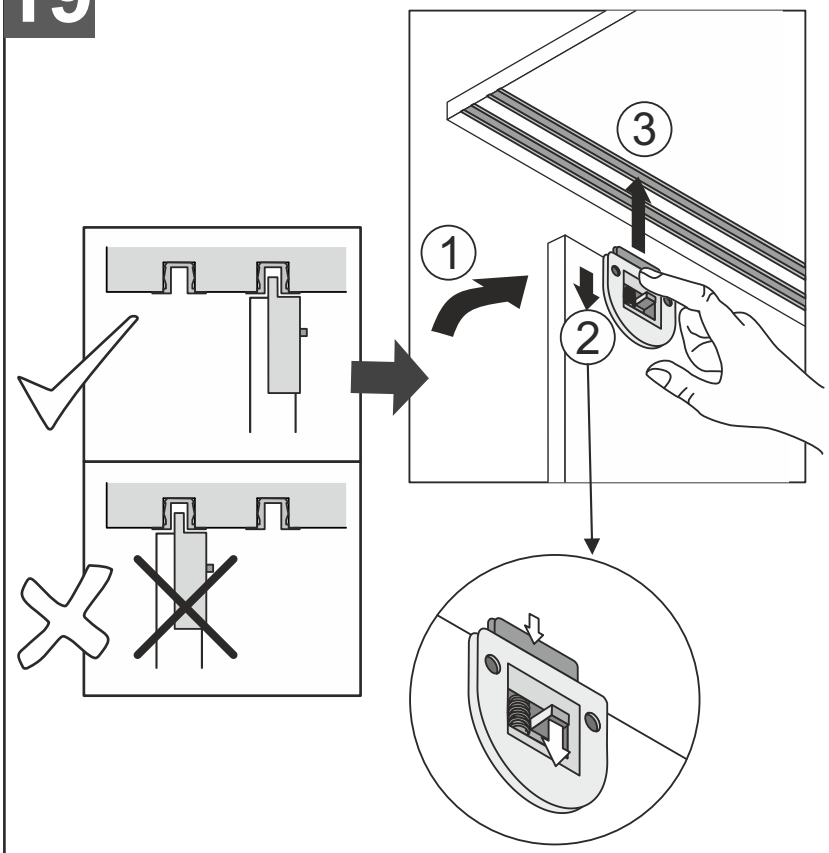

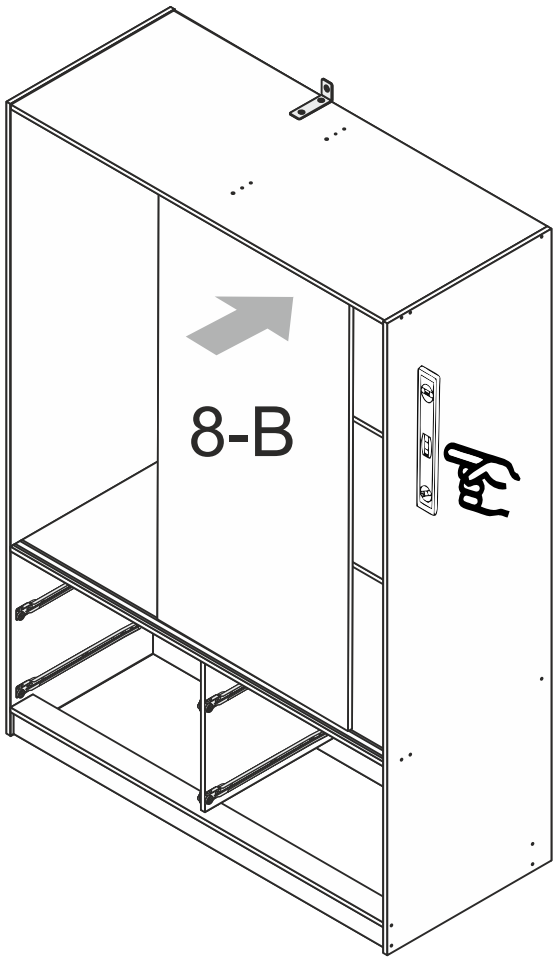

20

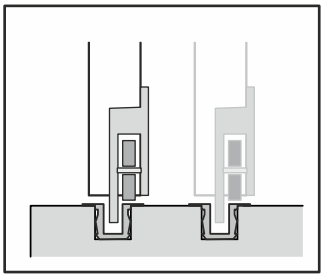

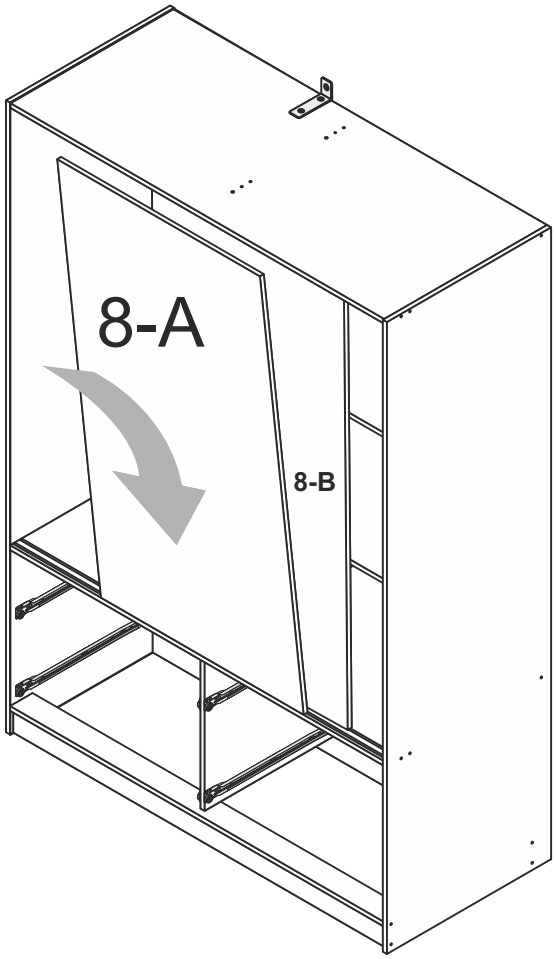

21

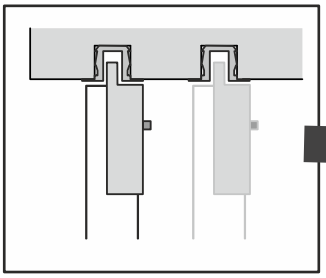

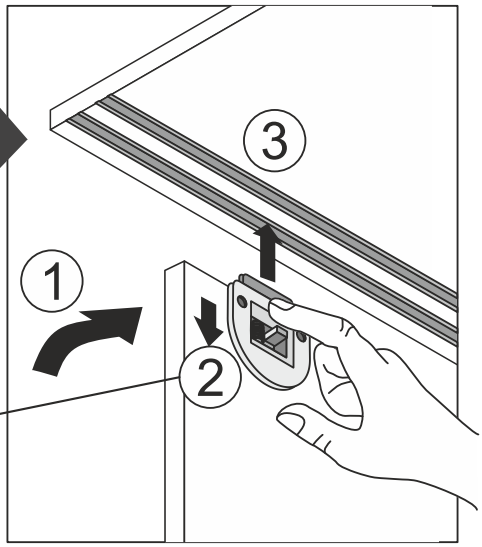

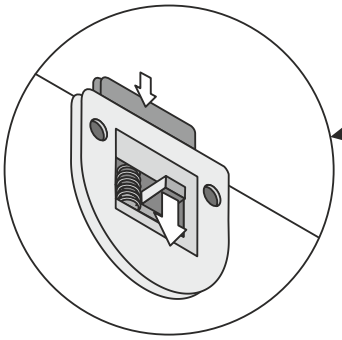

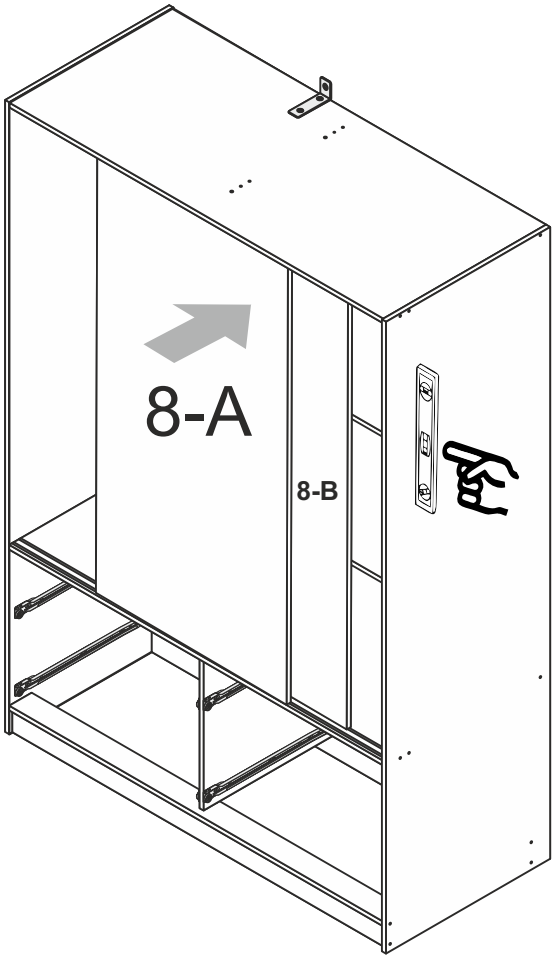

22

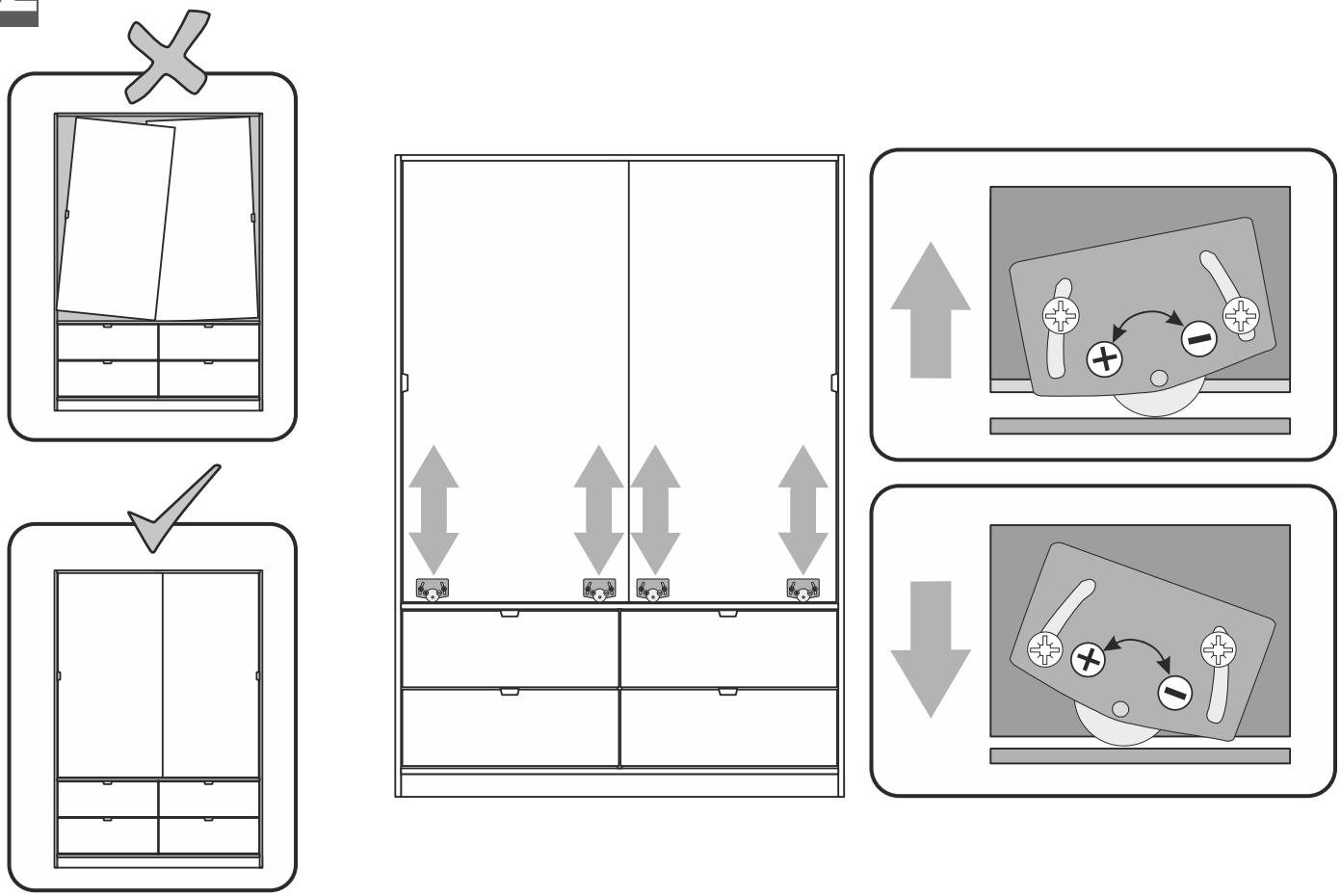

23

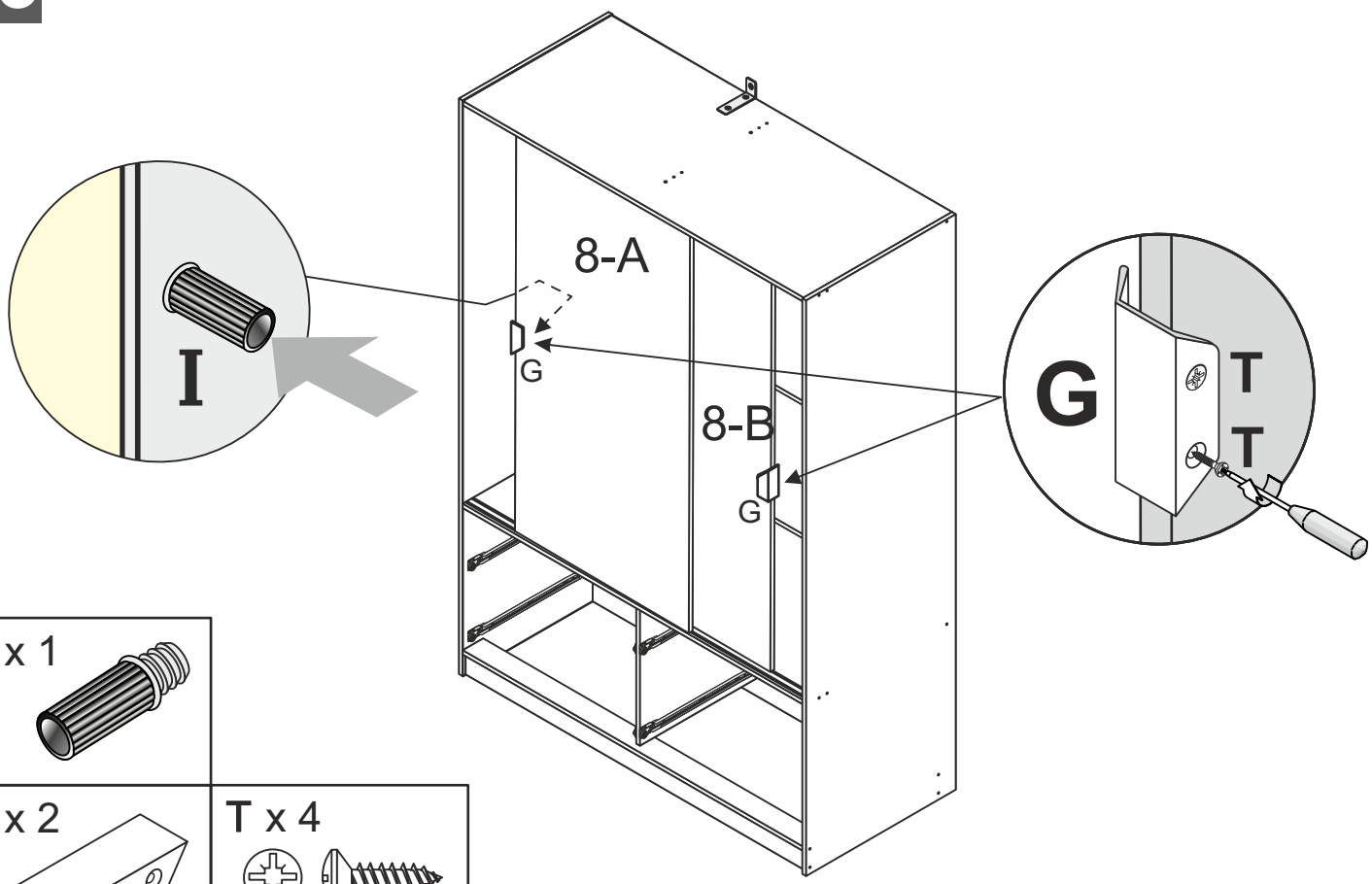

I x 1

G x 2

T x 4



4 x 16 mm

24

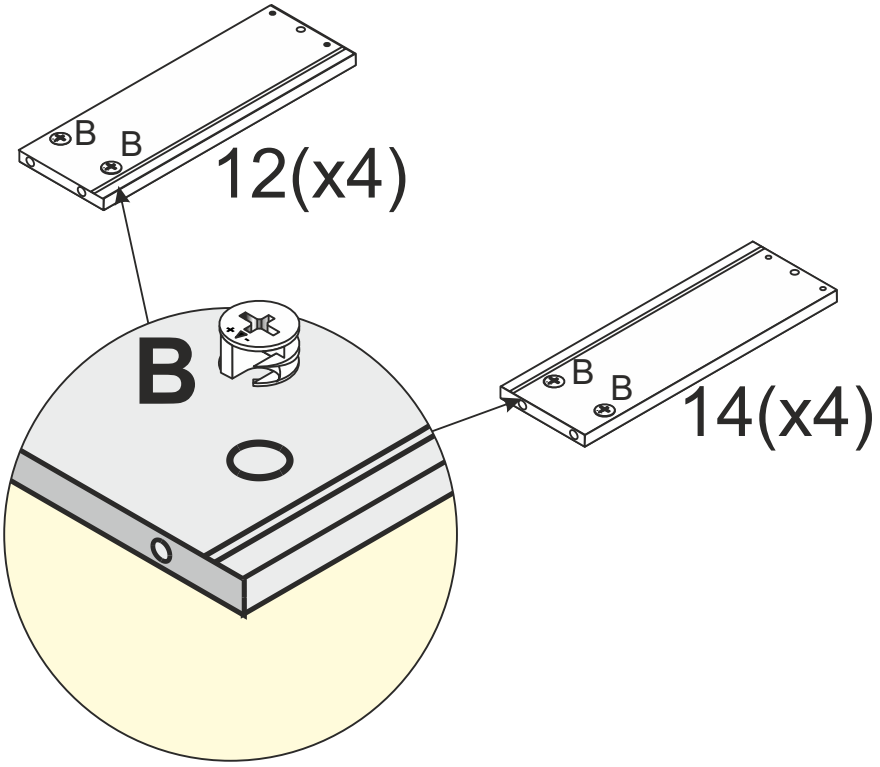

B x 16

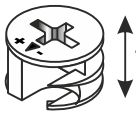



25

(x4)

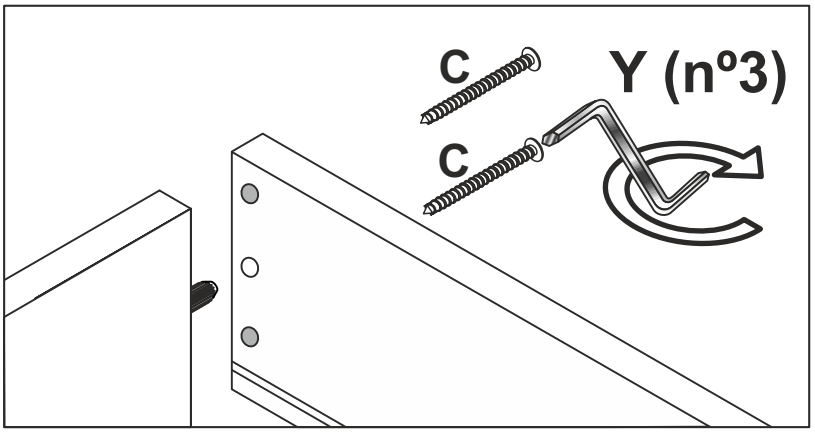

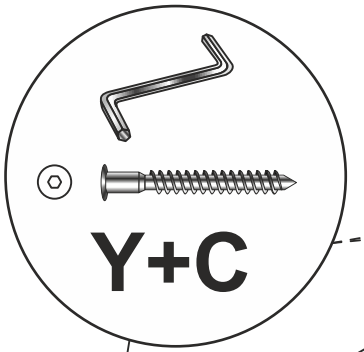

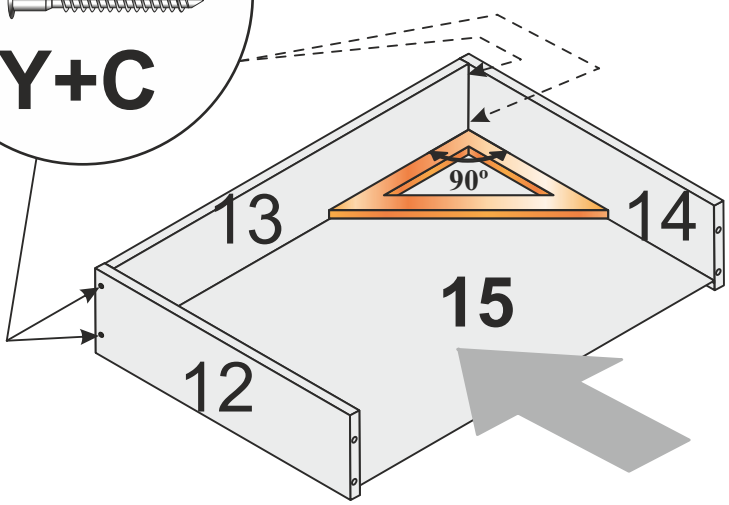

Y x 1

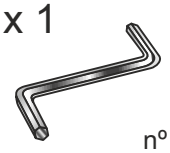

C x 16



26

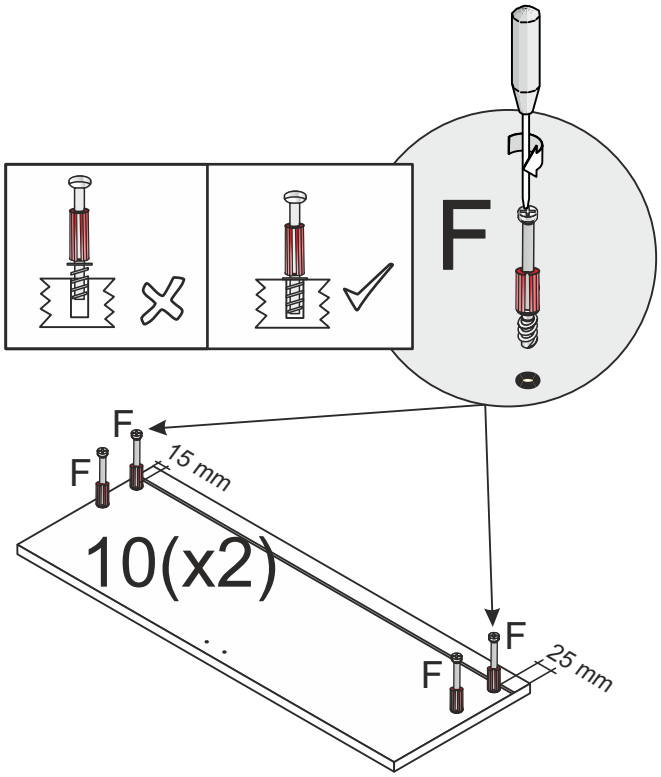

F x 8

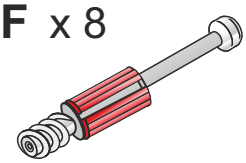

27

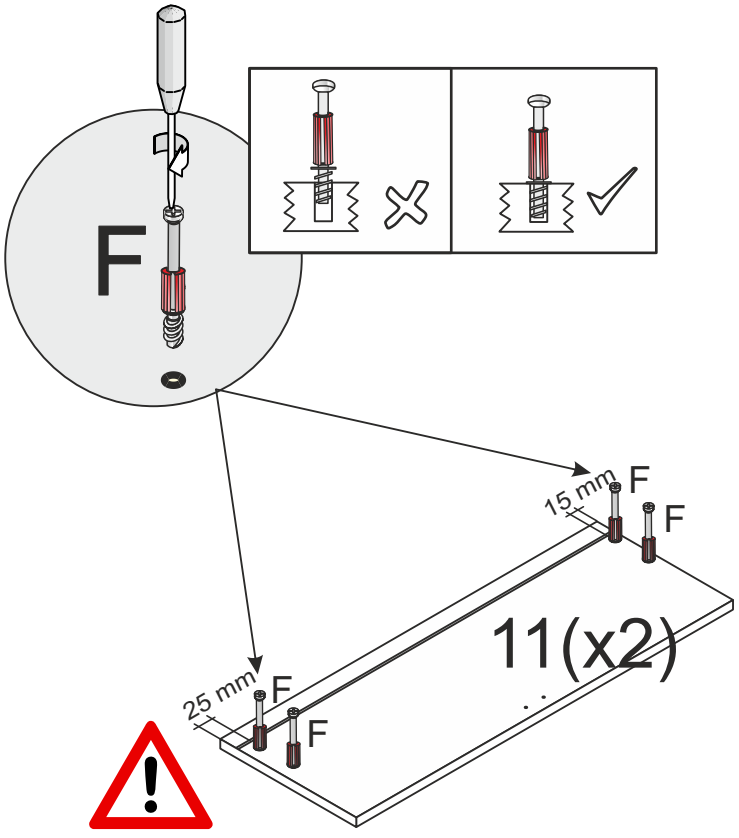

F x 8

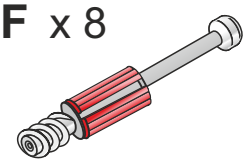

28

(x2)

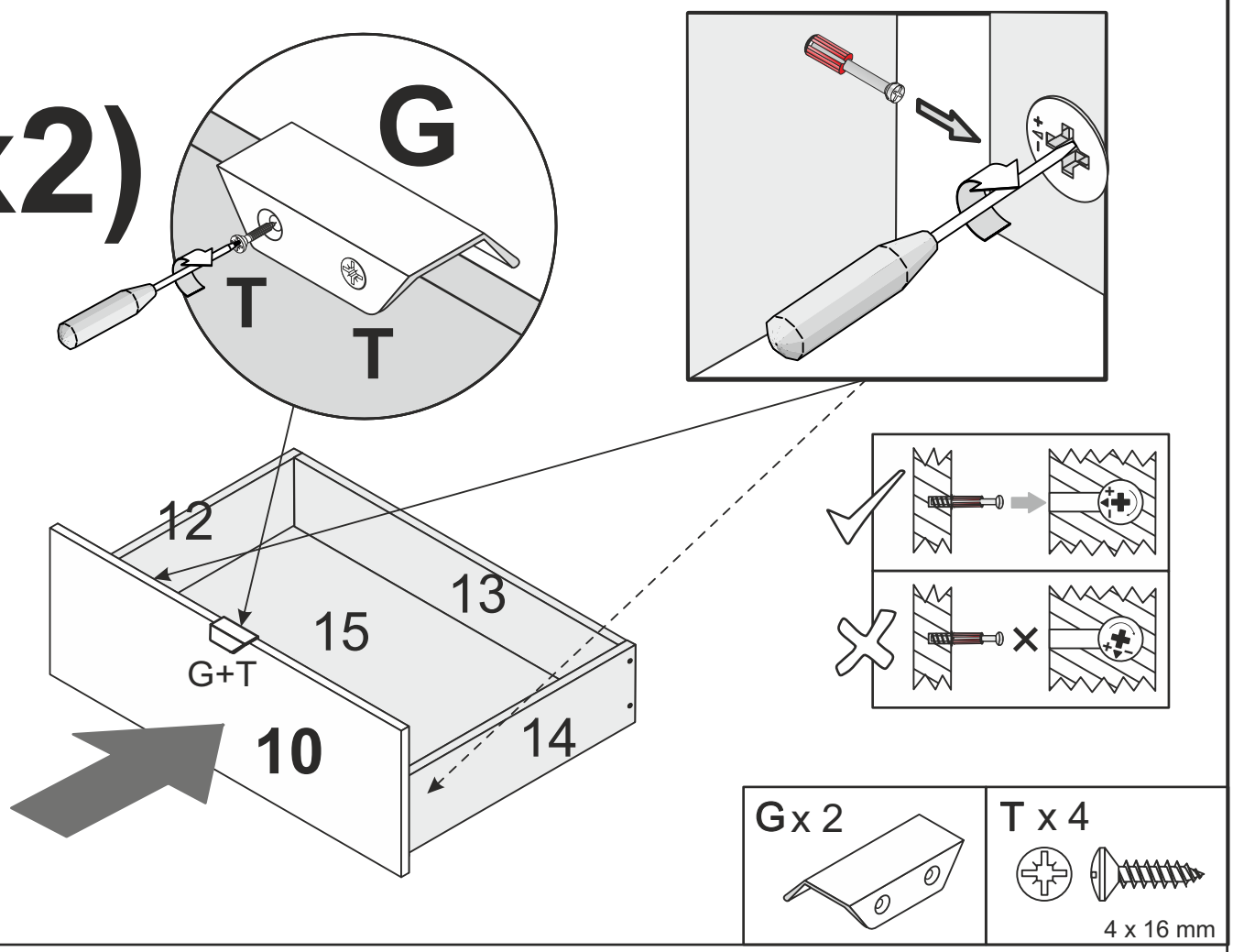
G
T
T
12
13
15
G+T
10
14
G x 2
T x 4
4 x 16 mm

29

(x2)

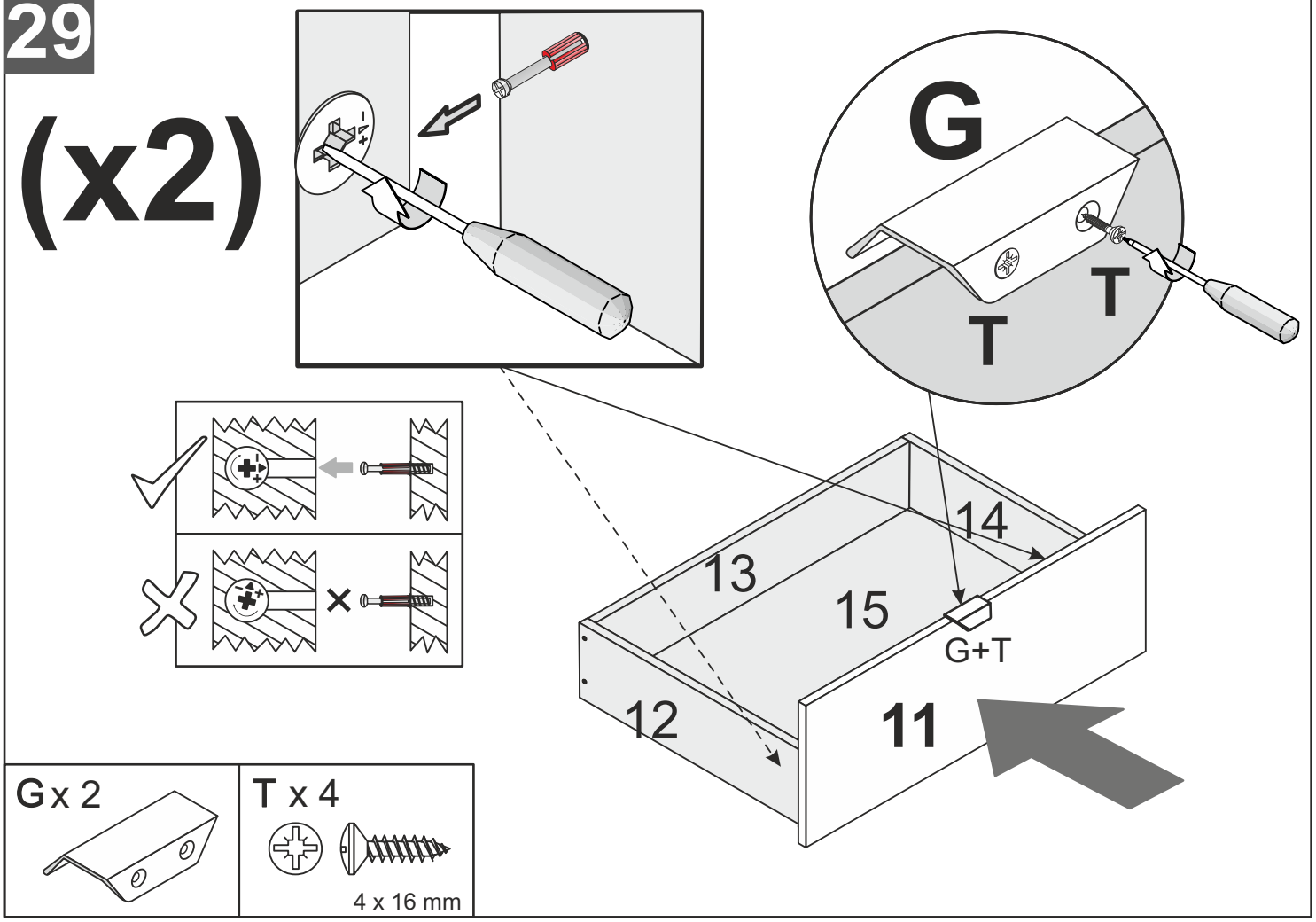
G
T
T
14
13
15
G+T
12
11
G x 2
T x 4
4 x 16 mm

30

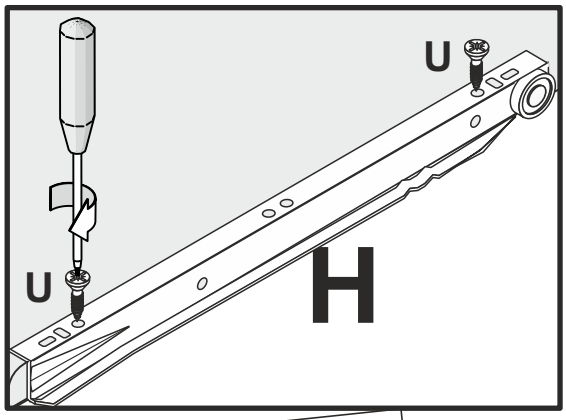
U
U
H

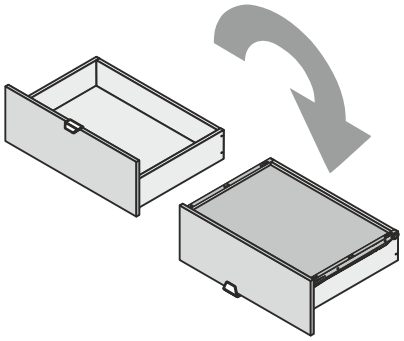

(x2)

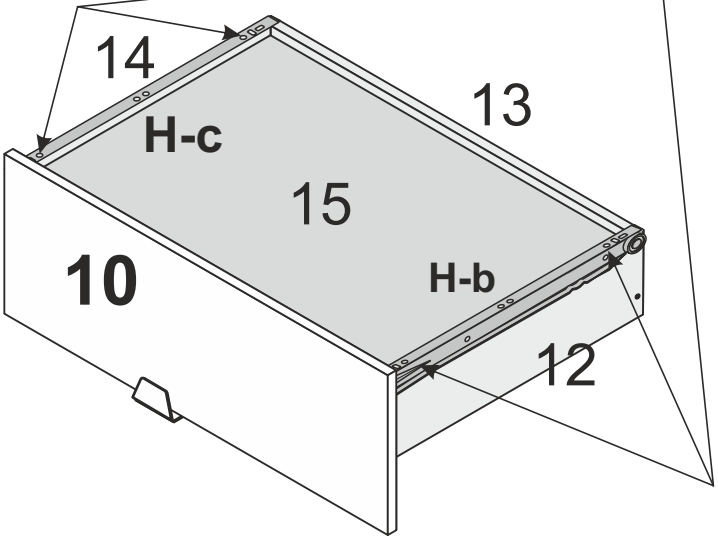
14
13
H-c
15
10
H-b
12

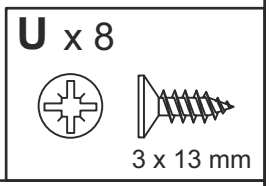
U x 8
3 x 13 mm

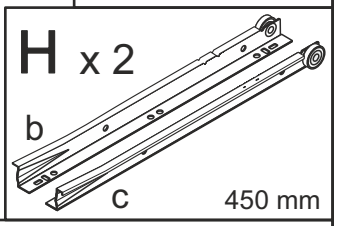
H x 2
b
c
450 mm

31

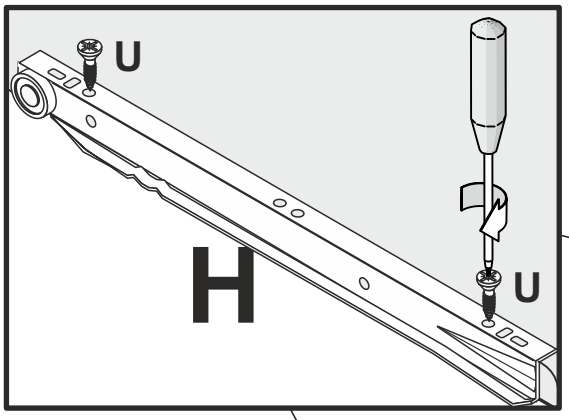
U
H
U

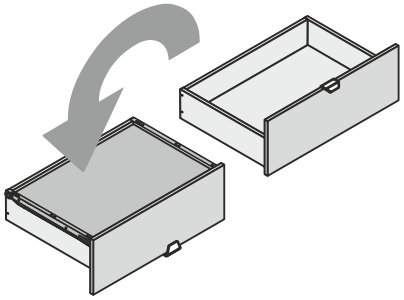

(x2)

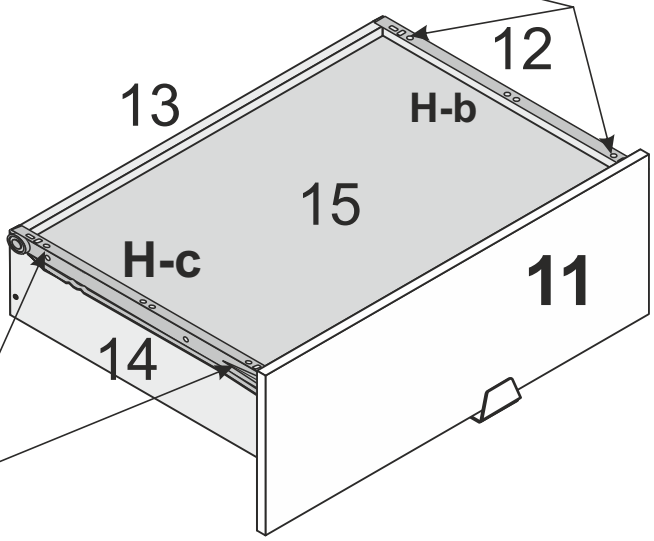
12
13
H-b
15
H-c
11
14

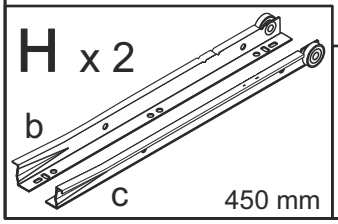
H x 2
b
c
450 mm

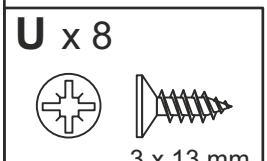
U x 8
3 x 13 mm

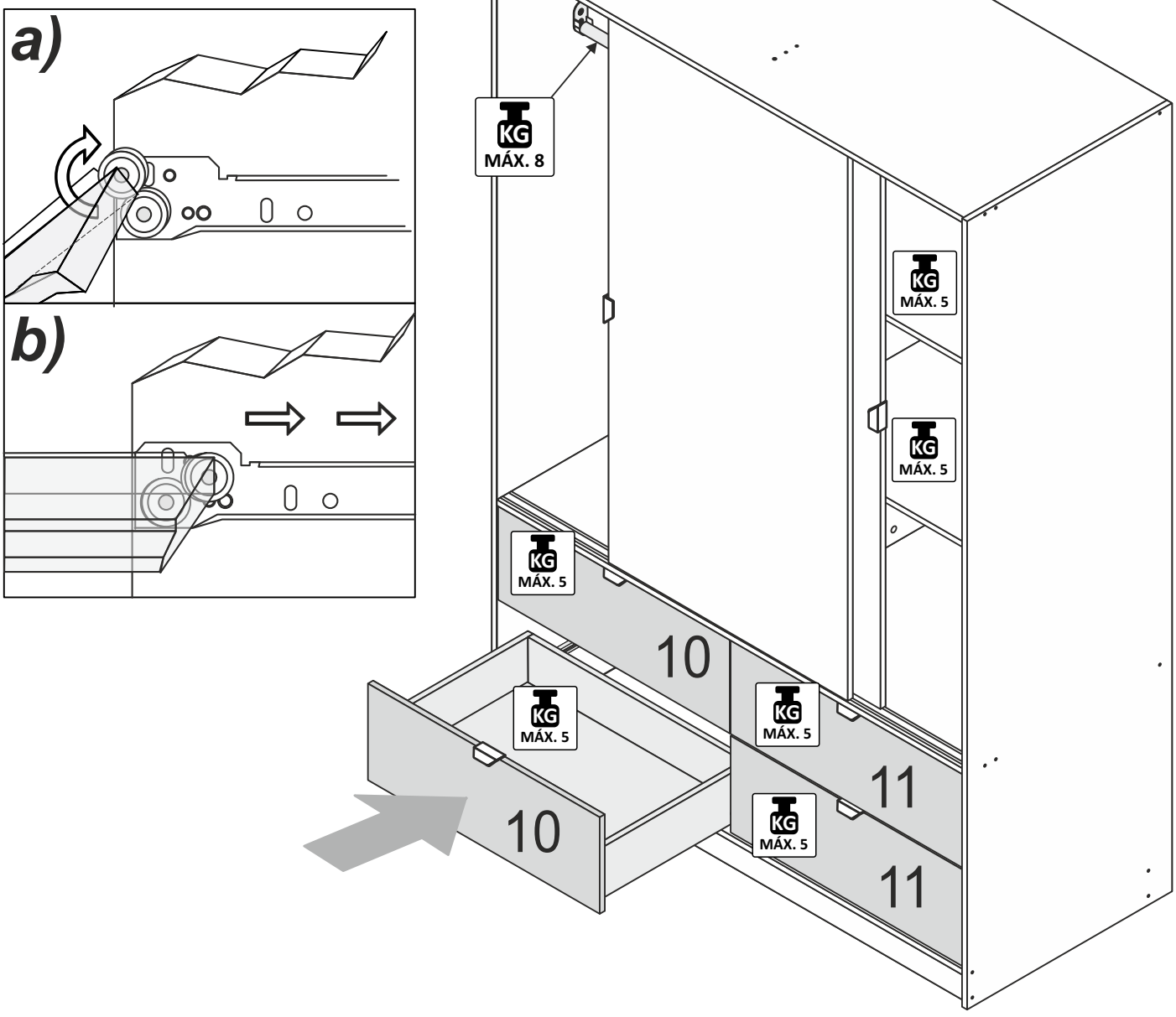
a)
b)
KG
MÁX. 50
KG
MÁX. 8
KG
MÁX. 5
KG
MÁX. 5
KG
MÁX. 5
10
KG
MÁX. 5
KG
MÁX. 5
11
10
KG
MÁX. 5
11

ES

INFORMACIÓN IMPORTANTE SOBRE EL MONTAJE DE LOS MUEBLES EN LA PARED

· Una vez montado según las instrucciones de montaje, el mueble está listo para montar en la pared. Un montaje de pared incorrecto puede ocasionar la caída del mueble y, por tanto, graves daños materiales y/o personales. Forés Diseño no se hace responsable de daños personales o materiales ocasionados por un montaje de pared incorrecto.
· La pared debe tener la resistencia necesaria para el montaje de los muebles en pared, no se debe realizar el montaje en paredes sin primero asegurarse de que la pared tenga la resistencia requerida o haya sido reforzada adecuadamente. Utilice herrajes adecuados para el material de las paredes de su casa. Póngase en contacto con su ferretero local que le asesorará en la elección del sistema de tornillos correcto para el tipo de material de la pared.

EN

IMPORTANT INFORMATION ABOUT THE ASSEMBLING OF WALL HUNG UNITS

· Once the furniture has been assembled according to the instructions, it's ready to get wall hanged. The furniture can drop down if it hasn't been mounted correctly what can also cause serious material and/ or personal damage. Forés Diseño does not assume the responsibility for personal or material damages caused by an incorrect mounting of the wall hung unit.
· Ensure that the wall is resistant enough to carry the weight of the furniture or has been reinforced suitably. Use appropriate hardware for the material of the walls of your house. Contact your local ironmonger who will advise you in choosing the right screw system for the type of material of your wall.

FR

INFORMATIONS IMPORTANTES CONCERNANT LE MONTAGE MURAL DU MOBILIER

· Une fois le meuble monté, après avoir suivi les instructions de montage, il s'agit de fixer le meuble au mur en toute sécurité. En cas de montage mural incorrect, le meuble risque de basculer et de tomber par terre; entraînant ainsi de graves dommages matériels et/ou blessures. Forés Diseño décline toute responsabilité en cas de blessures ou de dommages matériels pour un accrochage mural incorrect.
· Le mur doit avoir la résistance nécessaire pour la fixation murale. Avant de fixer les meubles au mur il faut impérativement vérifier que le mur possède la résistance requise ou qu'il a été suffisamment renforcé. Le choix de la visserie à utiliser pour la fixation murale utilisée dépend de votre type de mur. Utilisez des fixations adaptées. Contactez votre quincaillier local de confiance pour sélectionner la visserie à utiliser pour la fixation murale.

PT

INFORMAÇÕES IMPORTANTES SOBRE A INSTALAÇÃO DOS MÓVEIS NA PAREDE

· Uma vez montado de acordo com as instruções de montagem, o móvel está pronto para ser instalado na parede. A instalação incorreta na parede pode causar a queda do móvel e, portanto, sérios danos materiais e / ou pessoais. Forés Diseño não se faz responsável por danos pessoais ou materiais causados por uma instalação incorreta na parede.
· A parede deve ter a resistência necessária para a instalação de um móvel. Um móvel não deve ser instalado sem primeiro garantir que a parede tem a força necessária ou que foi adequadamente reforçada para suportar o peso. Use as ferramentas adequadas para o material das paredes de sua casa. Entre em contato com um especialista local, que irá aconselhá-lo a escolher o sistema de parafusos mais apropriado para o tipo de material da parede.

IT

INFORMAZIONE IMPORTANTE RIGUARDO IL FISSAGGIO ALLA PARETE DEL MOBILE

· Secondo le istruzioni, una volta montato il mobile, sará pronto per essere fissato alla parete. Un fissaggio alla parete non corretto puó occasionare la caduta del mobile e conseguenti gravi danni materiali e/o a persone. Forés Diseño non si assume la responsabilitá di possibili danni personali o materiali causati da un incorretto fissaggio del mobile alla parete.
· La parete deve avere la resistenza necessaria per sopportare il peso del mobile, non si deve realizzare il fissaggio in una parete senza anteriormente verificare la reale capacitá di carico, o se non si é adeguadamente rinforzata per sostenere il peso del mobile. Per il fissaggio, utilizza la ferramenta piú adatta al materiale della parete. Nel caso di dubbi, chieda consiglio al Suo negozio ferramenta di fiducia, sulla scelta delle viti e tasselli piú adatti al tipo di materiale della parete.

DE

WICHTIGE INFORMATIONEN ZUR MONTAGE VON HÄNGEMÖBELN

· Nach der Montage gemäß der Montageanleitung sind die Möbel bereit für die Befestigung an der Wand. Eine falsche Befestigung kann zum Fall des Möbels führen, was schwerwiegende Material- und / oder Personenschäden zur Folge haben kann. Forés Diseño haftet nicht für Personen- oder Sachschäden, die durch eine inkorrekte Montage an der Wand verursacht wurden.
· Die Wand muss den notwendigen Widerstand für die Montage der Möbel an der Wand haben. Die Möbel sollten nicht an Wände montiert werden, ohne vorher sicherzustellen, dass die Wand die erforderliche Festigkeit hat oder ausreichend verstärkt wurde. Verwenden Sie geeignete Hardware für das Material der Wände Ihres Hauses. Wenden Sie sich an Ihren örtlichen Eisenwarenhändler, der Sie bei der Auswahl des richtigen Schraubensystems für Ihr Wandmaterial berät.

GR

ΣΗΜΑΝΤΙΚΈΣ ΠΛΗΡΟΦΟΡΊΕΣ ΣΧΕΤΙΚΆ ΜΕ ΤΗ ΣΤΉΡΙΞΗ ΕΠΊΠΛΩΝ ΣΕ ΤΟΊΧΟ

· Αφού συναρμολογήσετε αυτό το προϊόν σύμφωνα με τις οδηγίες συναρμολόγησης, μπορείτε να το στηρίξετε σε τοίχο. Η εσφαλμένη στήριξη μπορεί να οδηγήσει στην πτώση του προϊόντος από τον τοίχο, προκαλώντας σοβαρές υλικές ζημιές και/ή τραυματισμούς ατόμων. Forés Diseño δεν ευθύνεται για προσωπικές ή υλικές βλάβες που προκύπτουν από εσφαλμένη στήριξη.
· Ο τοίχος πρέπει να έχει την απαραίτητη αντίσταση για τη συναρμολόγηση των επίπλων στον τοίχο, η συναρμολόγηση στους τοίχους δεν πρέπει να πραγματοποιείται χωρίς να εξασφαλίζεται πρώτα ότι το τοίχωμα έχει την απαιτούμενη αντοχή ή έχει ενισχυθεί επαρκώς. Χρησιμοποιήστε κατάλληλο υλικό για το υλικό των τοίχων του σπιτιού σας. Επικοινωνήστε με κάποιον ειδικό για τη σωστή επιλογή των βιδών σε σχέση με το υλικό του τοίχου.

ES

MONTAJE
· Preparar las piezas que constituyen el mueble.
· Reagrupar y contar el herraje.
· Preparar las herramientas necesarias.
· Prepara la zona de montaje.
· Realizar el montaje sobre una moqueta para evitar rayar el mueble.
· No forzar nunca los ensamblajes.

USO
· No colocar cerca de fuentes de calor.
· Mueble apto para uso doméstico. Ubicación en el interior de la vivienda.
· Se recomienda, tras la instalación del mueble, airear la habitación donde se encuentre.

MANTENIMIENTO Y LIMPIEZA
· Limpiar con un paño humedecido con una solución jabonosa.
· Secar con un paño limpio.
· No utilizar paños, trapos o productos de limpieza que puedan rayar la superficie del mueble

EN

ASSEMBLE
· Prepare the different pieces of the furniture.
· Regroup and count the hardware.
· Prepare the necessary tolos.
· Prepare the area to assemble to furniture.
· Assemble the furniture on a carpet to avoid any damages.
· Do not force the hardware.

USE
· Do not place the furniture near the heat sources.
· It's suitable for domestic use, keep it indoors.
· It is recommended, after the assembling to air the room.

MAINTENANCE AND CLEANING
· Clean it with a damp cloth with mild cleaners.
· Dry it with a clean cloth.
· Do not use cloths or cleaning products that could damage the durface of the furniture.

FR

MONTAGE
· Identifier les differents panneaux.
· Regrouper et compter la quincaillerie.
· Munissez-vous de l'outillage necessaire.
· Amenagez-vous une zone de montage. La moquette ou une couverture protegera des rayures.
· Ne jamais forcer le montage.

USAGE
· Ne pas placer près des sources de chaleur.
· Meuble apte pour l'usage domestique, on peut le placer à l'interieur de la maison.
· Il est recommandé, après l'installation du meuble dans son logement, d'aérer fréquemment la pièce concernée.

ENTRETIEN ET NETTOYAGE
· Nettoyer avec un chiffon humide et une solution savonneuse.
· Essuyer avec un chiffon sec et propre.
· N'utiliser pas de chiffons ou des produits de nettoyage qui puissent rayer la superficie du meuble.

PT

MONTAGEM
· Prepare as peças que compöen o móvel.
· Reagrupe e contar as ferragens.
· Prepare as ferramentas necessárias.
· Prepare à área para a montagem.
· Efectuar a montagem sobre una alcatifa para evitar arranhar o móvel.
· Nao forár nunca a ensambladura.

USO
· Nao colocar perto de fontes de calor.
· Móvel apto para o uso doméstico. Colocaçao no interior da vivenda.
· Após a instalação dos móveis, é recomendável ventilar a sala onde está localizado.

MANUTENÇÃO E LIMPEZA
· Limpe bem com um pano humedecido numa solução detergente suave.
· Seque bem com um pano limpo.
· Nao utilizar panos, trapos ou produtos de limpieza que possam riscar a superficie do móvel.

IT

INSTALLAZIONE
· Prerapare i pezzi che costituiscono il mobile.
· Ragruppare e contare la ferramenta.
· Preparare gli attrezzi necessari.
· Preparare una zona per il montaggio.
· Realizzare il montaggio sopra un tappeto per evitare che il mobile si graffi.
· Non forzare mai l'assemblaggio.

USO
· Non collocare vicino a fonti di calore.
· Mobile adatto ad un uso domestico. Adatto a uso interno.
· Dopo l'installazione del mobile, si consiglia di arieggiare la stanza.

ISTRUZIONI PER LA PULIZIA
· Pulire con un panno umido e un detergente neutro.
· Asciugare con un panno pulito.
· Non utilizzare panni, trappi o prodotti di pulizia che possano graffiare la superficie del mobile.

DE

MONTAGEHINWEISE
· Sortieren und identifizieren Sie die Einzelteile.
· Überprüfen Sie die Anzahl der einzelnen Beschlagteile.
· Legen Sie das notwendige Werkzeug bereit.
· Machen Sie einen Montagebereich frei.
· Montieren Sie das Möbelstück auf einem ebenen, weichen und sauberen Untergrund.
· Überziehen Sie die Beschlagteile nicht.

GEBRAUCHSHINWEISE
· Platzieren Sie das Möbelstück niemals neben Wärmequellen.
· Das Möbelstück ist ausschließlich für den Gebrauch im Haus geeignet.
· Es wird empfohlen, nach dem Aufbau des Möbelstücks, den Raum in dem es sich befindet zu lüften.

REINIGUNG UND PFLEGE
· Mit einem feuchten Tuch mit milder Seifenlösung abwischen.
· Trocken nachwischen.
· Für die Reinigung verwenden Sie bitte ein weiches Tuch und keinesfalls scharfe oder ätzende Reinigungsmittel.

GR

ΣΥΝΑΡΜΟΛΌΓΗΣΗΣ
· Προετοιμάστε τα μέρη του επίπλου.
· Ομαδοποιείστε και μετρείστε τα μικρά μέρη (βίδες, μεντεσέδες…).
· Προετοιμάστε τα εργαλεία που θα χρειαστείτε.
· Προετοιμάστε το χώρο συναρμολόγησης.
· Μια μοκέτα θα προφύλασσε από γρατζουνιές.
· Μη ασκείτε πίεση στην εφαρμογή.

ΧΡΉΣΗΣ
· Μη το τοποθετείτε κοντά σε πηγή θερμότητας.
· Το έπιπλο έχει κατασκευαστεί για οικιακή χρήση, τοποθετείστε το στο εσωτερικό της οικίας.
· Συνιστάται, μετά τη συναρμολόγηση στον αέρα το δωμάτιο.

ΣΥΝΤΉΡΗΣΗ ΚΑΙ ΚΑΘΑΡΙΣΜΌΣ
· Καθαρίστε το με ένα πανί μουσκεμένο σε ένα ελαφρύ απορρυπαντικό.
· Στεγνώστε το με ένα καθαρό πανί.
· Μη χρησιμοποιείτε πανιά και καθαριστικά που μπορούν να καταστρέψουν την επιφάνεια.

GARANTÍA - GUARANTEE - GUARANTIE -GARANTIA-GARANZIA-GARANTIE-GARANTISI

ES
· Fabricado en U.E. por FORES DISEÑO S.L. C.I.F: B-12313003 - Ctra.Nac.232; Km 11,1 C.P. 12320 - Sant Jordi (Castellón) SPAIN - el cual garantiza este producto por un periodo de **3 años** a partir de la fecha de compra, contra todo defecto de fabricación.
· Si se encuentra alguna dificultad a la hora del montaje o existe algún defecto en el mueble, puede contactar con nosotros al **964 46 52 22** o por e-mail: **postventa@fores-group.com** donde gustosamente atenderemos todas sus consultas. HORARIO → De lunes a jueves 8:00h-14:00h / 15:00h-17:00h. Viernes 7:30h-15:30h.
· Esta garantía no ampara los defectos producidos por un mal montaje, utilización indebida o mal uso del mueble.
· Es imprescindible conservar el **ticket** de compra y facilitar el **Nº de Control de Calidad (Q.C.)** para cualquier consulta o reclamación.

EN
· Manufactured in Spain by FORES DISEÑO S.L. CIF B-12313003-ctra Nac 232 km 11.1 C.P.12320-Sant Jordi, (Castellón) SPAIN - Guarantee of **3 years** from date of purchase against any fault of production.
· If a difficulty when assembly or a fault in the product is found you can contact us at **(+34) 964 46 52 22** or by email: **postventa@fores-group.com** where we will be pleased to help you. TIMETABLE → Monday until Thursday 8:00h-14:00h / 15:00h-17:00h Friday 7:30h-15:30h .
· The Guarantee does not cover the faults produced by an incorrect assembly or misuse of the furniture.
· Indispensable to keep the purchase **ticket** and facilitate the **Nº of Quality Control (Q.C.)** for any consult or claim.

FR
· Fabriqué en UE par FORES DISEÑO S.L. CIF B-12313003 – Ctra Nac 232; Km 11,1 CP12320 – Sant Jordi (Castellón) Espagne – Celui ci garantie ce produit pour une période de **3 ans** à partir de la date d'achat, contre tout défaut de fabrication.
· Si vous rencontrez une quelconque difficulté à l'heure du montage ou si il y a un défaut sur le meuble, vous pouvez nous contacter par téléphone au **(+34) 964 46 52 22** ou bien par e-mail à **postventa@fores-group.com** où nous aurons le plaisir de vous accueillir pour toutes demandes. HORAIRE → Du lundi au jeudi 8h00-14h00 / 15h00-17h00. Vendredi 7h30-15h30
· Cette garantie ne couvre pas les défauts résultants d'un mauvais montage, d'une utilisation indue ou d'un mauvais usage du produit.
· Il est indispensable de garder le **ticket** ou facture d'achat et de communiquer **le Numéro de Control Qualité (Q.C.)** pour une quelconque demande ou réclamation.

PT
· Fabricado U.E. por FORES DISEÑO S.L. C.I.F: B-12313003 - Ctra.Nac.232; 11,1 km C.P. 12320 - Sant Jordi (Castellón) ESPANHA - que garante este produto por um período de **3 anos** a partir da data de compra; contra defeitos de fabricação.
· Se você encontrar qualquer dificuldade na montagem ou se houver qualquer defeito no armário, você pode contactar-nos pelos seguintes meios: **(+34) 964 46 52 22** ou por e-mail: **postventa@fores-group.com** onde será recebido de bom grado para atenderder-mos todas as suas dúvidas. HORÁRIO → De segunda a quinta-feira 8:00h-14:00h / 15:00h-17:00h. Sexta-feira 7:30h-15:30h.
· Esta garantia não cobre defeitos causados pela montagem incorreta, uso indevido ou mau trato do produto.
· É essencial manter o **recibo** de compra e facilitar o **Nº Controle de Qualidade (Q.C.)** para quaisquer dúvidas ou reclamações.

IT
· Prodotto in Spagna da: FORES DISEÑO S.L. CIF B-12313003-ctra Nac 232 km 11.1 C.P.12320-Sant Jordi, (Castellón) SPAIN. Garantito **3 Anni** dalla data di acquisto contro ogni difetto di produzione.
· In caso di difficoltà nel montaggio o di mancanza di componenti potete chiamare il **(+34) 964 46 52 22** o inviare email a: **postventa@fores-group.com** Il servizio è attivo dal Lunedì al Giovedì ore 8:00-14:00 / 15:00-17:00. Venerdì ore 7:30-15:30. Saremo lieti di aiutarvi.
· La garanzia non copre difetti o danni dovuti a montaggio scorretto o ad uso improrio del prodotto.
· La garanzia è valida solo in presenza dello **scontrino di acquisto** e del **Nº di controllo qualitá (Q.C.)** presente nella confezione

DE
· Hergestellt in Spanien von FORES DISEÑO S.L. CIF B-12313003-ctra Nac 232 km 11.1 CP12320-Sant Jordi (Castellón) SPANIEN - Garantie von **3 Jahren** ab kaufdatum gegen jede störung der produktion.
· Wenn Sie irgendwelche schwierigkeiten bei der montage zu finden oder es irgendeinen defekt in dem schrank, können sie uns unter **(+34) 964 46 52 22** oder per email an: **postventa@fores-group.com**, wo wir gerne besuchen, um alle Ihre Fragen. ÖFFNUNGSZEITEN → von Montag bis Donnerstag 8:00h-14:00h / 15:00h-17:00h. Freitag 7:30h-15:30h
· Diese Garantie gilt nicht für Mängel, die durch unsachgemäße Installation, unsachgemäße Behandlung und Verwendung des Geräts verursacht werden.
· Unentbehrlich, um den **Kauf Ticket** behalten und erleichtern die Anzahl der **Qualitätskontrollzahl (Q.C.)** für alle zu konsultieren oder Anspruch.

GR
· Κατασκευάζεται στην Ισπανία από CIF B-12313003-Ctra Nac 232 χλμ 11.1 CP12320-Sant Jordi, στην Ισπανία - Η εγγύηση ισχύει για **3 έτη** από την αρχική ημερομηνία αγοράς και καλύπτει ελαττωματικά υλικά ή ελαττωματική κατασκευή του προϊόντος.
· Σε περίπτωση δυσκολίας σας κατά την συναρμολόγηση ή πιθανής βλάβης στο προϊόν, μπορείτε να επικοινωνήσετε μαζί μας στο **(+34) 964 46 52 22** ή μέσω email: **postventa@fores-group.com** Θα χαρούμε να σας βοηθήσουμε. ΗΜΈΡΕΣ & ΏΡΕΣ ΕΞΥΠΗΡΈΤΗΣΗΣ → Δευτέρα έως Πέμπτη 8:00h-14:00h / 15:00h-17:00h Παρασκευή 7:30h-15:30h
· Η εγγύηση δεν καλύπτει τις βλάβες που προέρχονται από λάθη στην συναρμολόγηση ή την μη ορθολογική χρήση των επίπλων.
· Είναι απαραίτητο να κρατήσετε την **απόδειξη αγοράς** του προϊόντος και τον **αριθμό ποιοτικού ελέγχου (Q.C.)**, ώστε να διευκολύνετε οποιαδήποτε διαδικασία αίτησης ή συμβουλής χρειαστείτε.

Nº de Control de Calidad (Q.C.):
Nº of Quality Control (Q.C.):
Nº de Contrôle Qualité (Q.C.):
Nº de Controle de Qualidade (Q.C.):
Nº di Controllo qualità (Q.C.):
Qualitätskontrollzahl (Q.C.):
Ποιοτικός έλεγχος Αριθμός (Q.C.):



GUARDE ESTE NÚMERO
SAVE THIS NUMBER
SAUVEZ CE NUMÉRO
GUARDE ESTE NÚMERO
CONSERVA QUESTO NUMERO
SPEICHERN SIE DIESE NUMMER
ΦΥΛΑΞΤΕ ΑΥΤΟ ΤΟ ΑΡΙΘΜΟ

Q.C.

Recycling QR code

ES **RECICLA** Al Azul

PT **RECICLA** ecoponto Azul

DE **RECYCELN** ins Blaue

IT ***Raccolta carta e cartone*** *Verifica le disposizioni del tuo Comune*

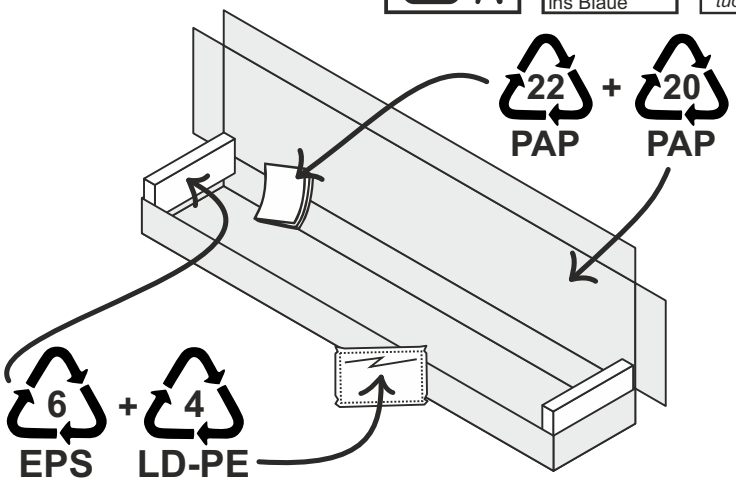

ES **RECICLA** Al Amarillo

PT **RECICLA** ecoponto Amarelo

DE **RECYCELN** ins Gelbe

IT ***Raccolta plastica*** *Verifica le disposizioni del tuo Comune*

FR
NOTICE
+ BOÎTE
+ PROTECTIONS
+ SAC
BAC DE TRI

Pensez à donner ou recycler. Association ou Magasin ou Déchèterie

https://quefairedemesdechets.fr

Forés® ... con madera de hogar!

www.fores-group.com

+34 964 46 52 22

MADE IN SPAIN
by Grupo Forés

PEFC
PEFC/14-35-00233

250313.v0