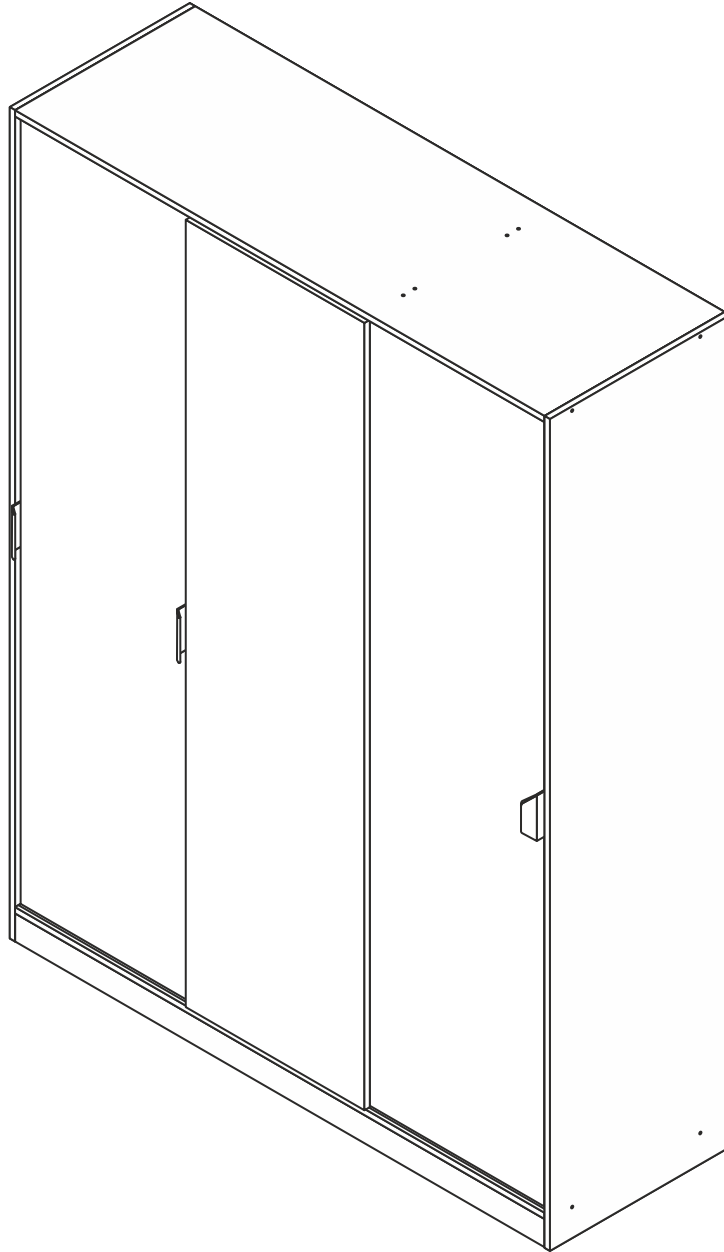
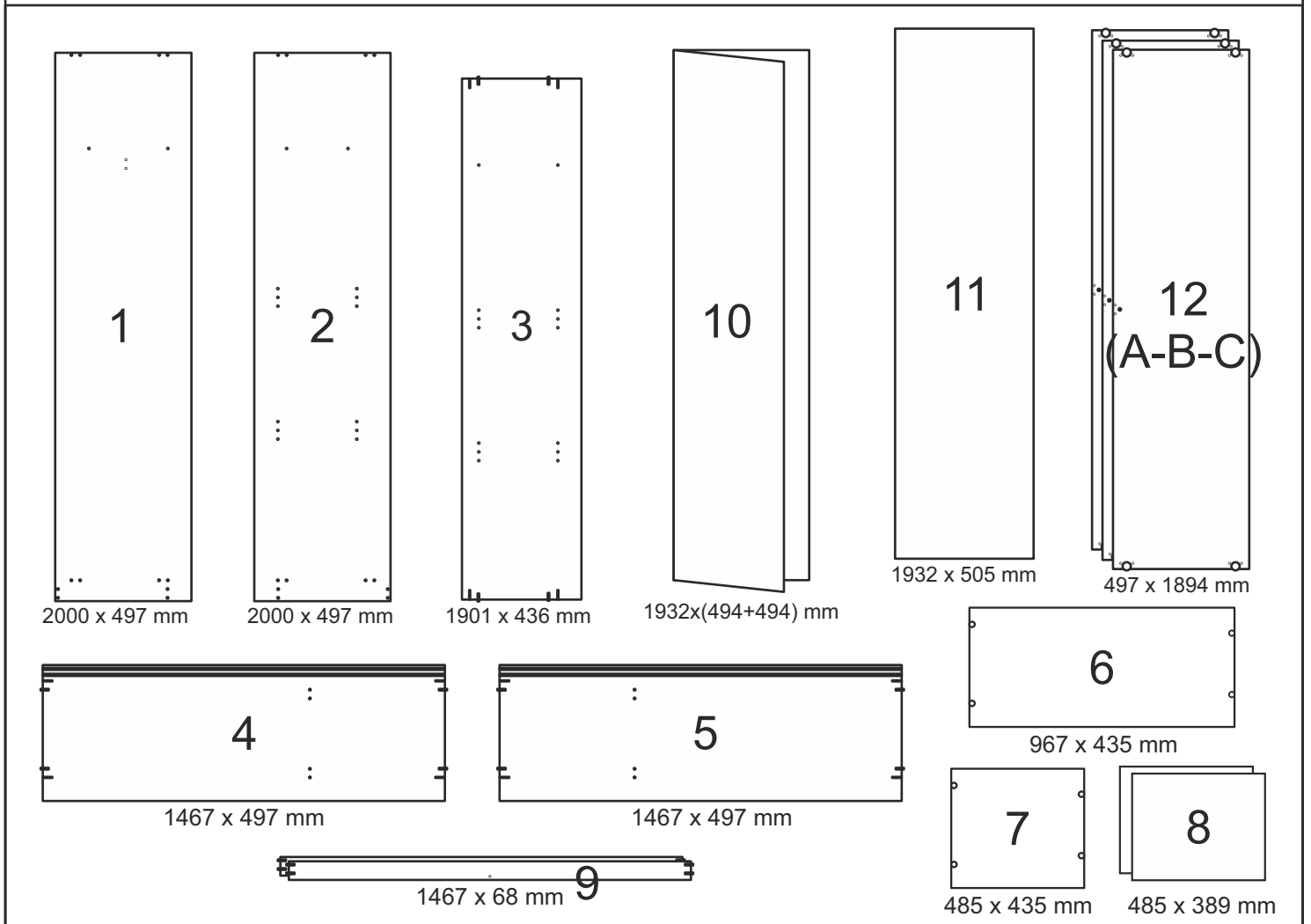
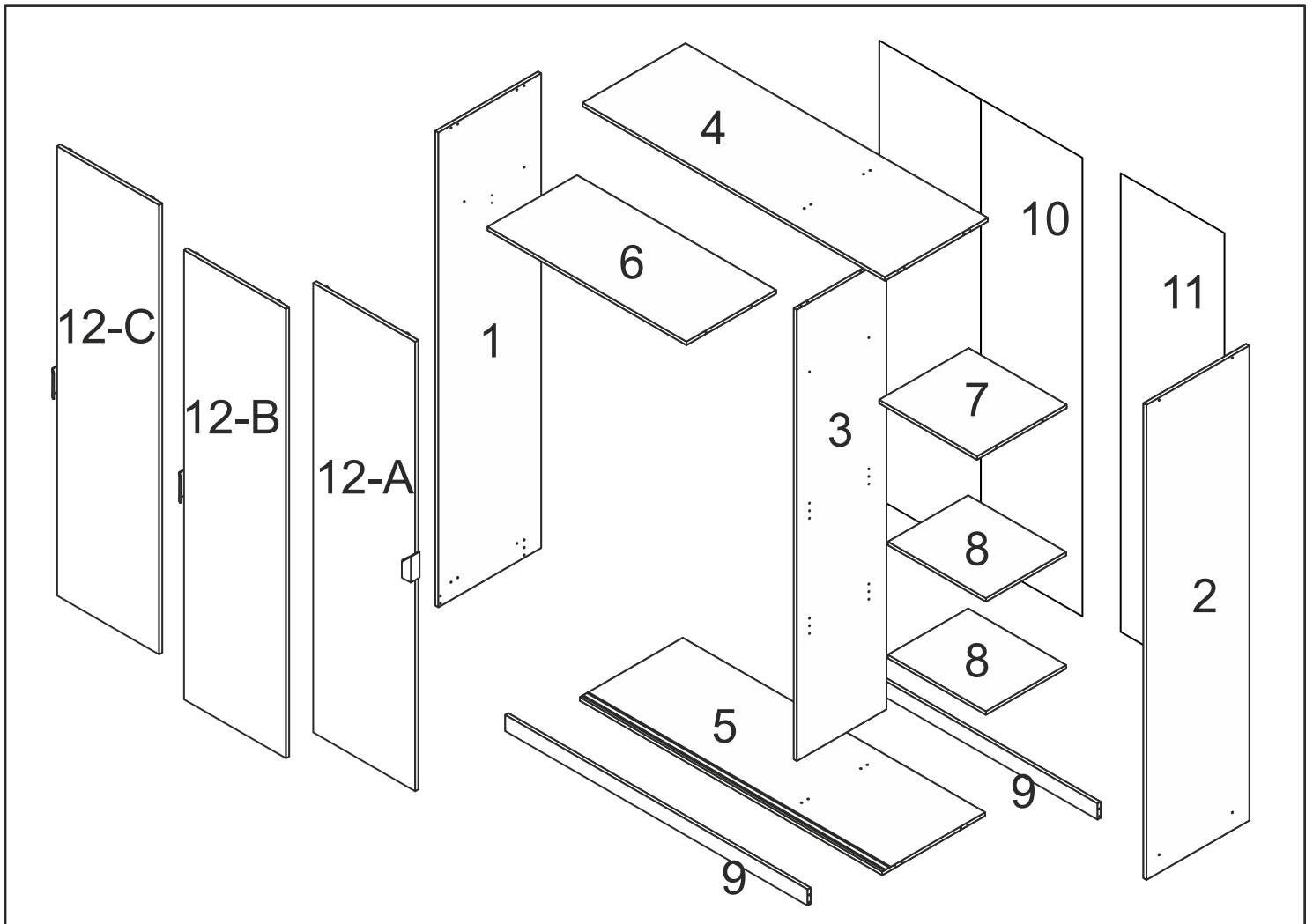


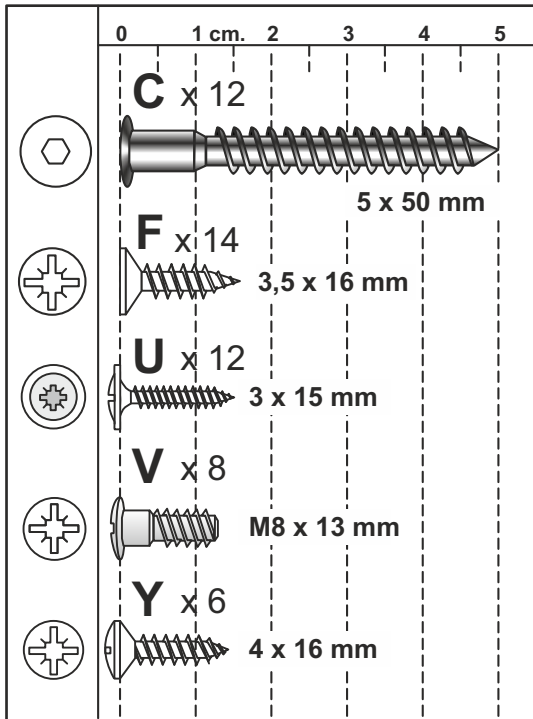
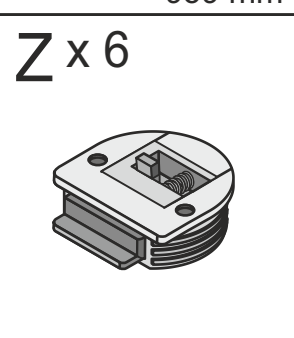
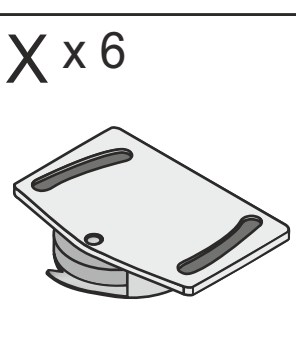
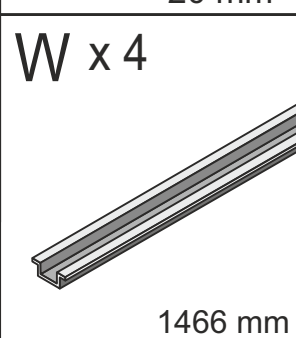
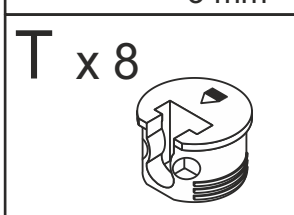
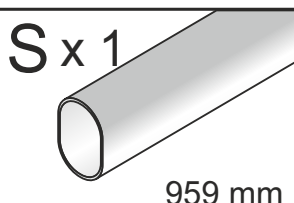
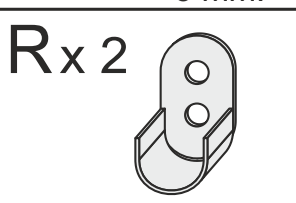
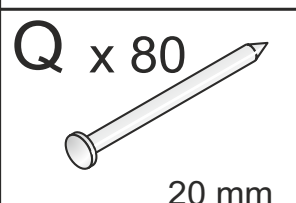
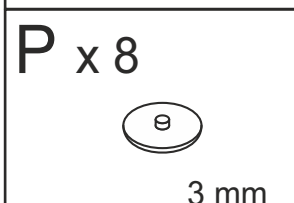
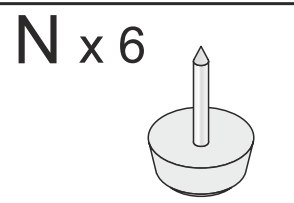
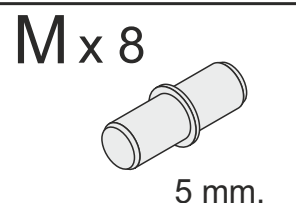
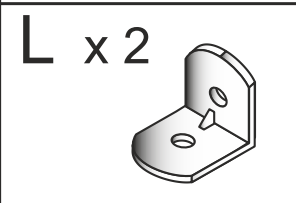
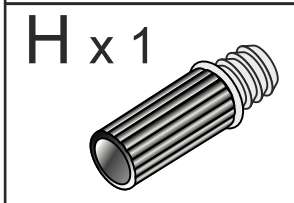
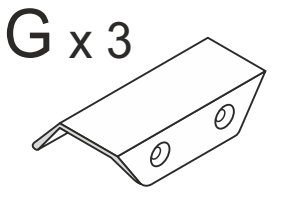
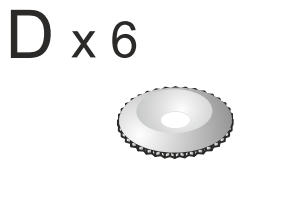
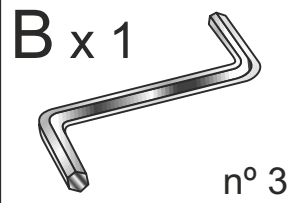
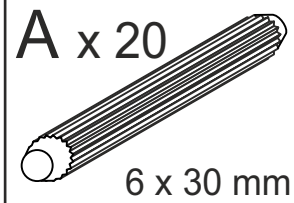


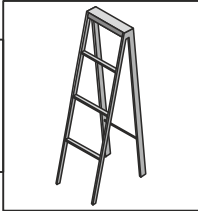
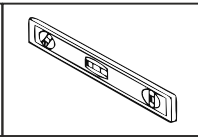
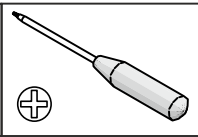


TOP150



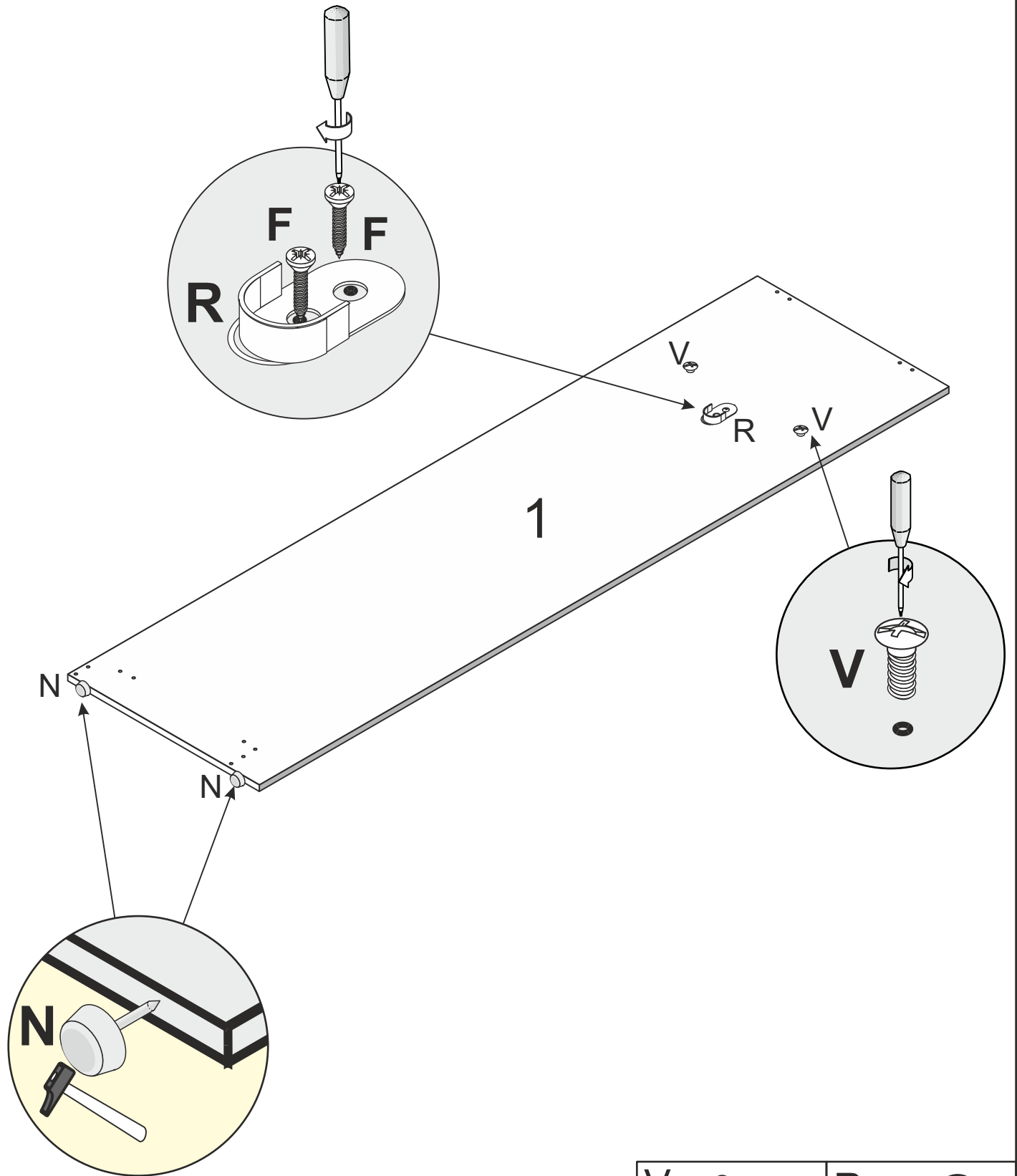
**ARMARIO - WARDROBE - ARMOIRE - ROUPEIRO -
GUARDAROBA - KLEIDERSCHRANK - ΝΤΟΥΛΑΠΑ**


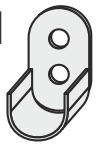
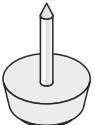

**INSTRUCCIONES DE MONTAJE - ASSEMBLING INSTRUCTIONS - NOTICE DE MONTAGE - INSTRUÇÕES DE MONTAGEM -
ISTRUZIONI DI MONTAGGIO - MONTAGEANLEITUNG - ΟΔΗΓΙΕΣ ΣΥΝΑΡΜΟΛΟΓΗΣΗΣ**



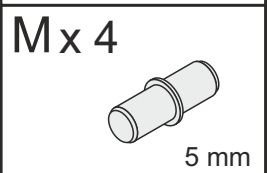
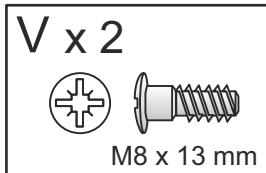
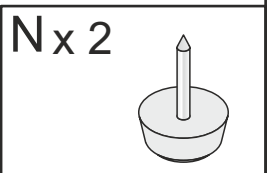
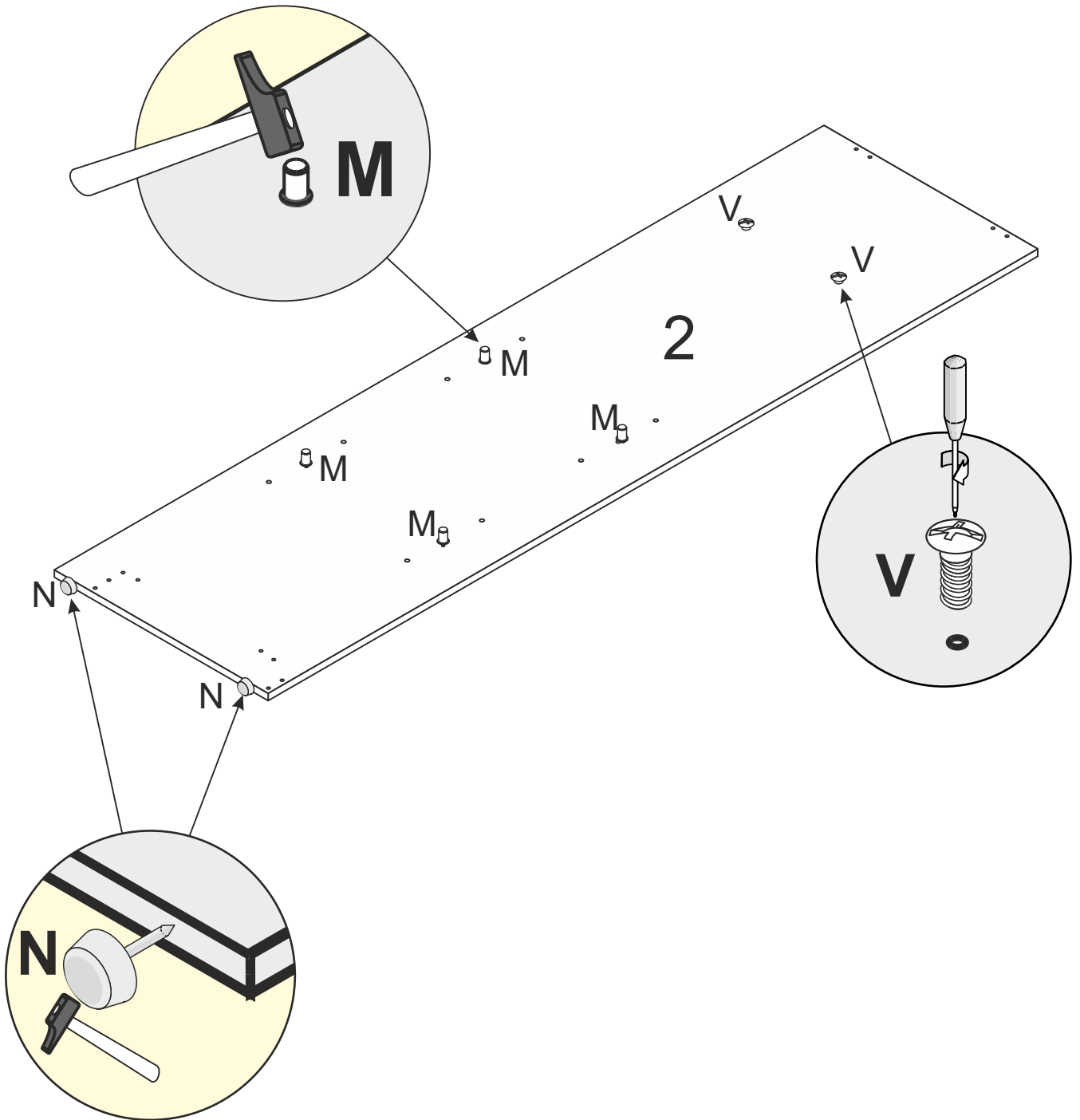


1

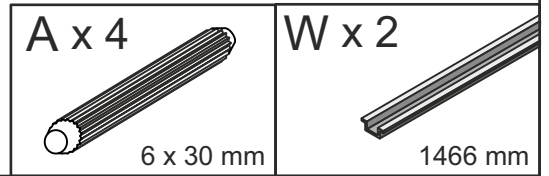
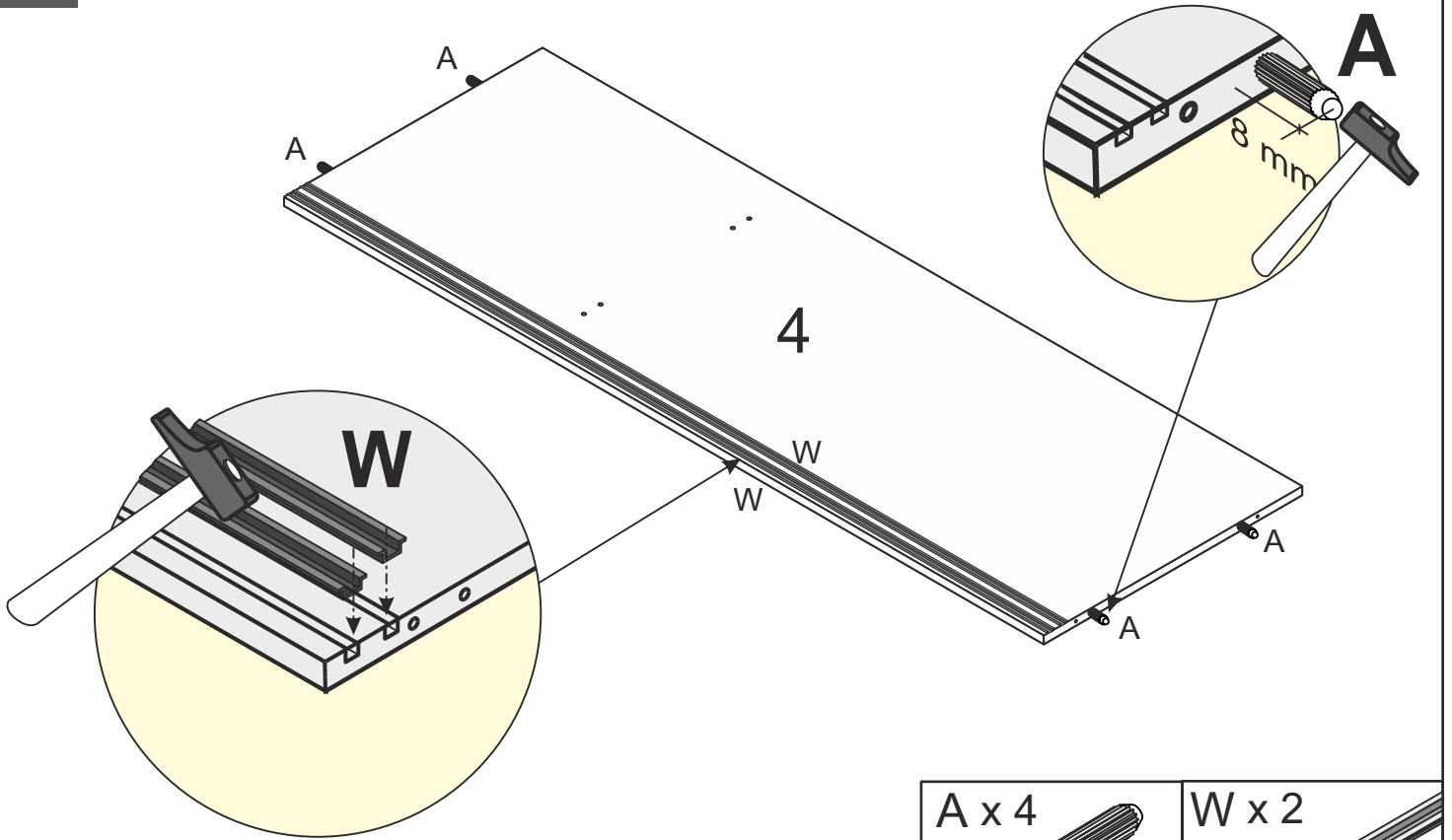


| | |
|---|--|
| V x 2  M8 x 13 mm | R x 1  |
| N x 2  | F x 2  3,5 x 16 mm |

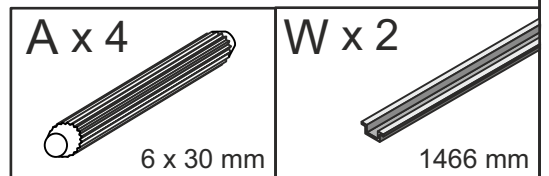
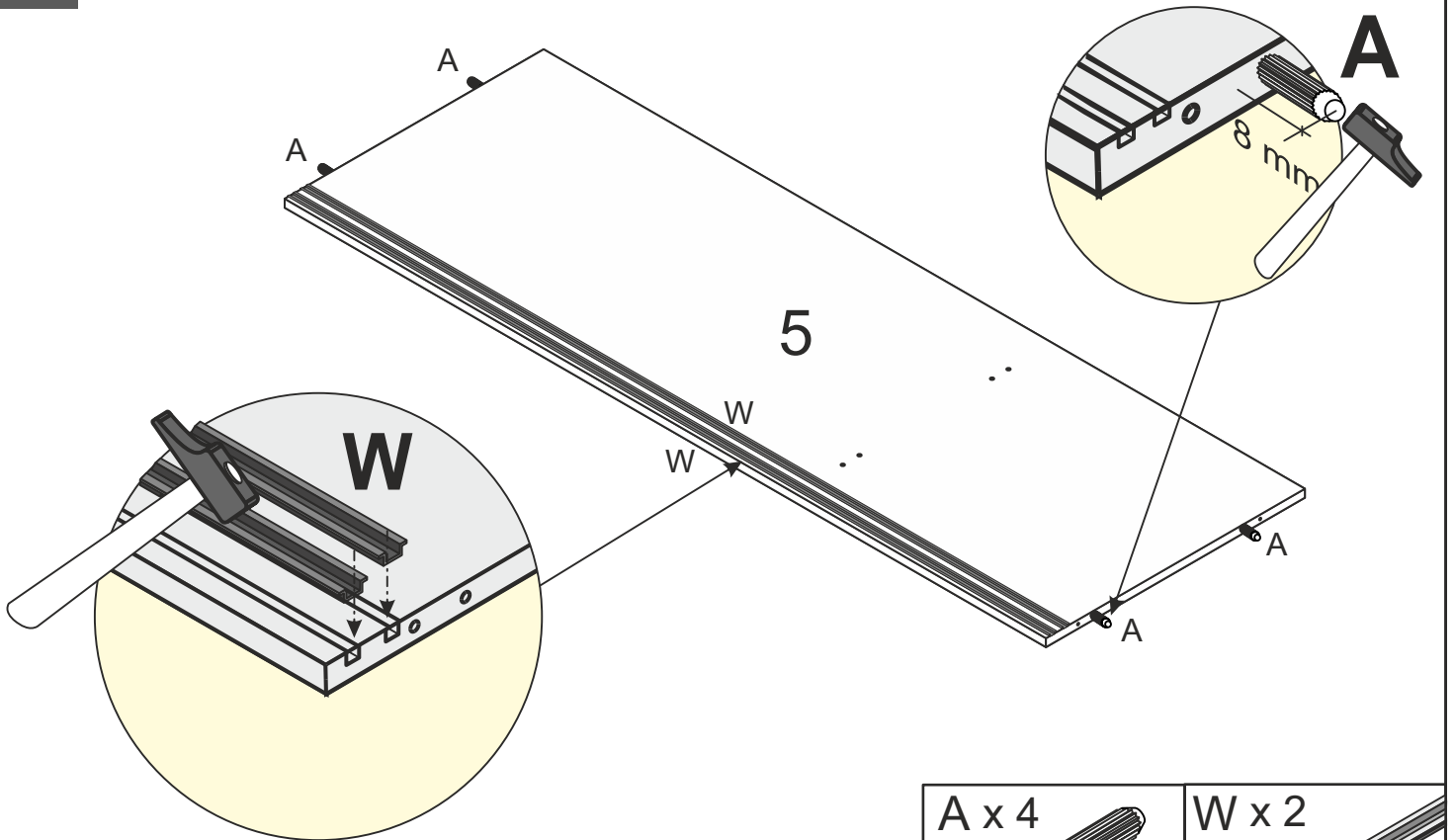
2



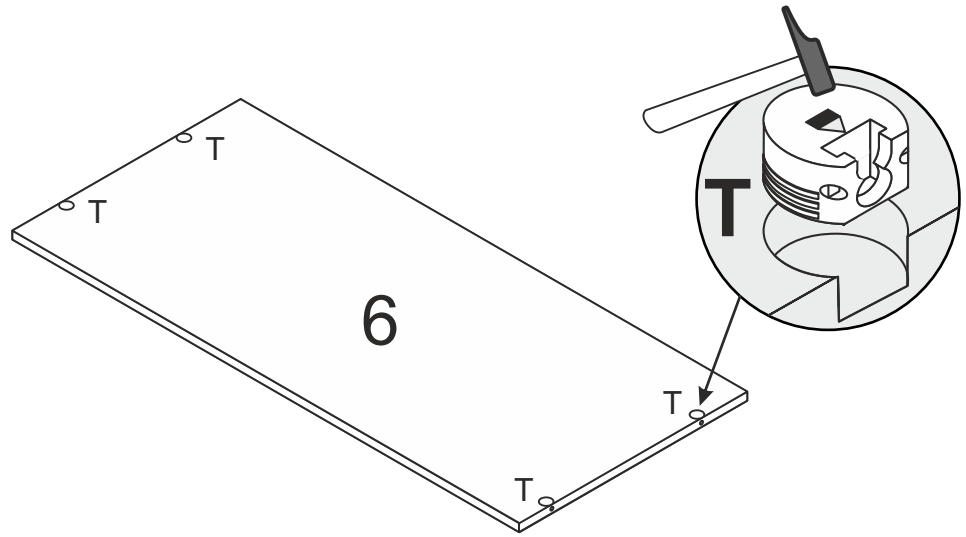
4



5



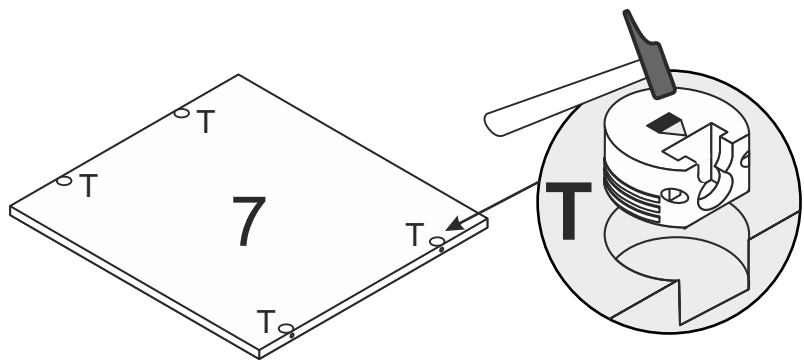
6



T x 4



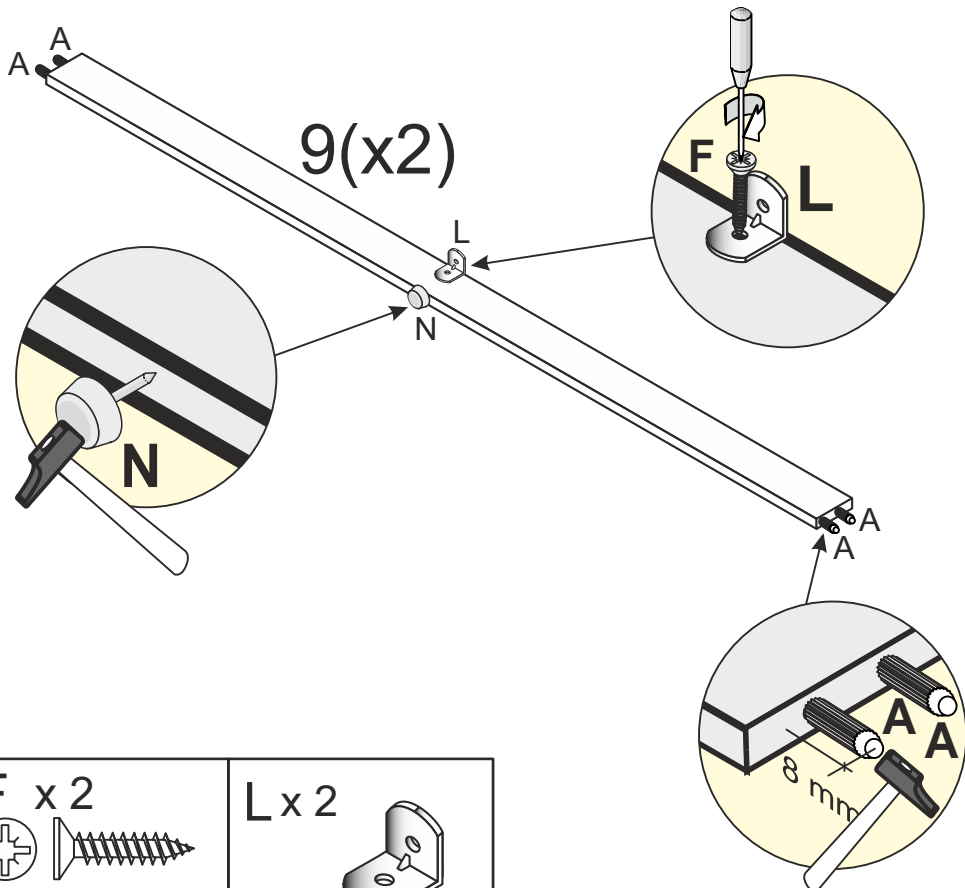
7



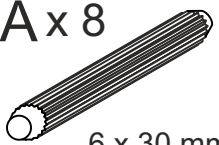
T x 4



8

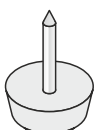


A x 8



6 x 30 mm

N x 2

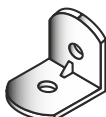


F x 2

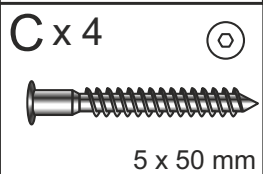
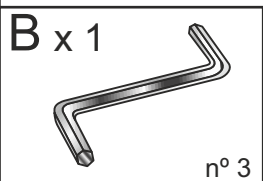
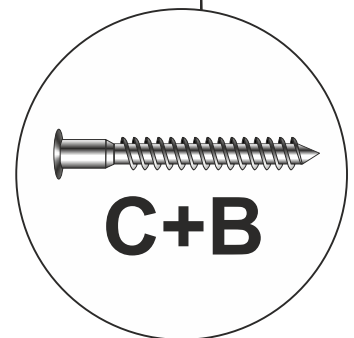
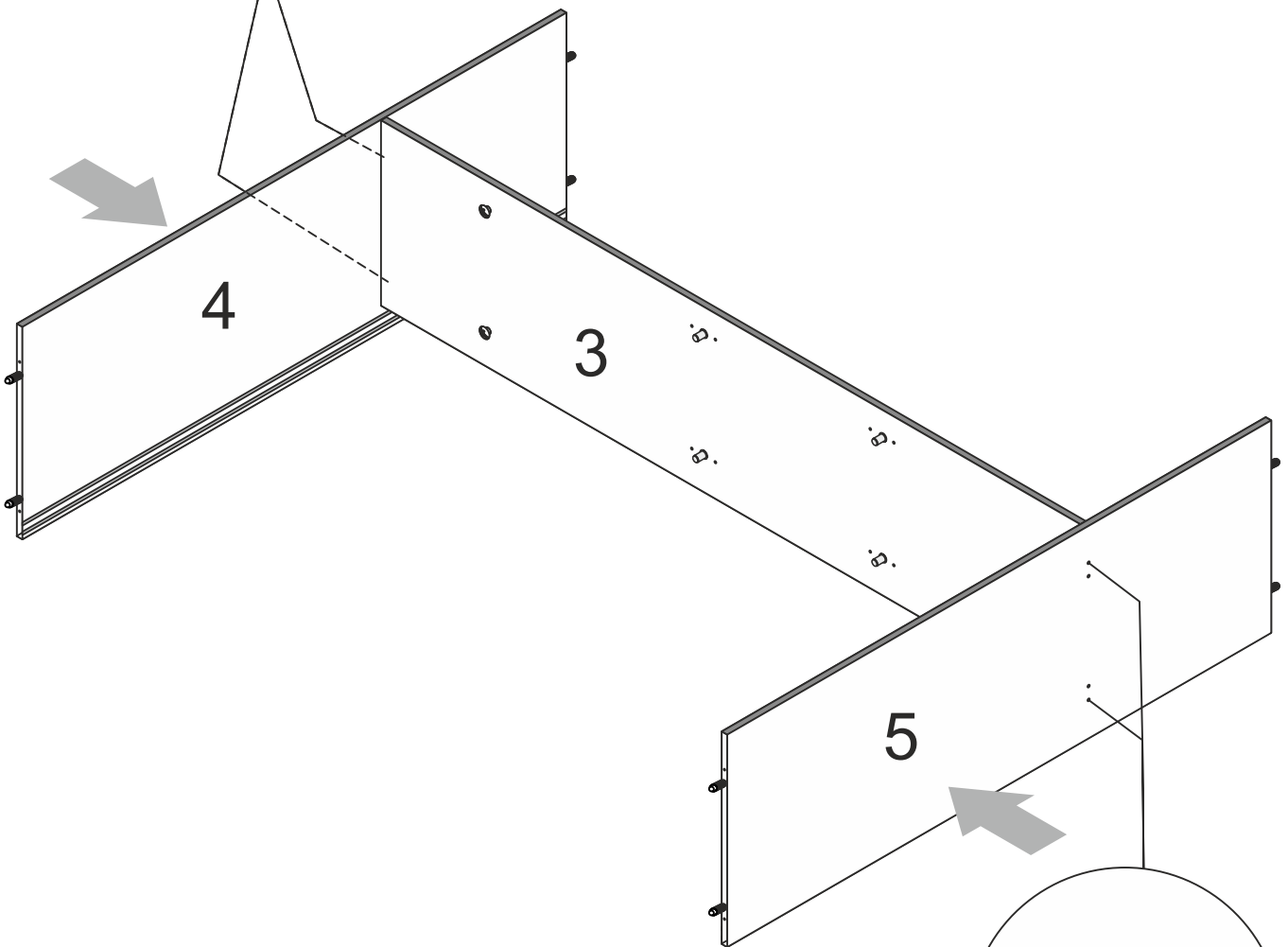
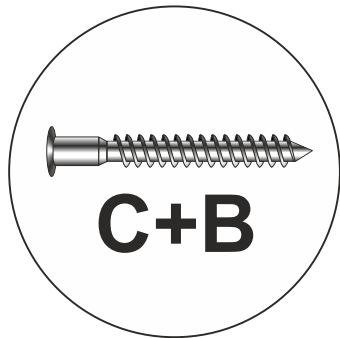


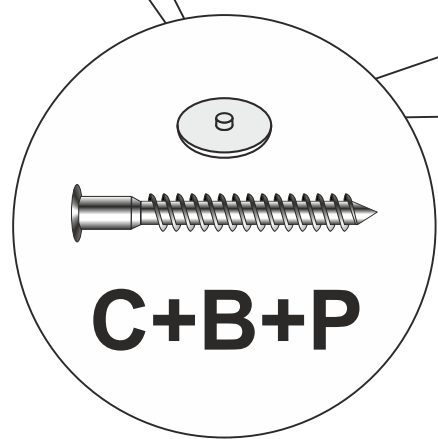
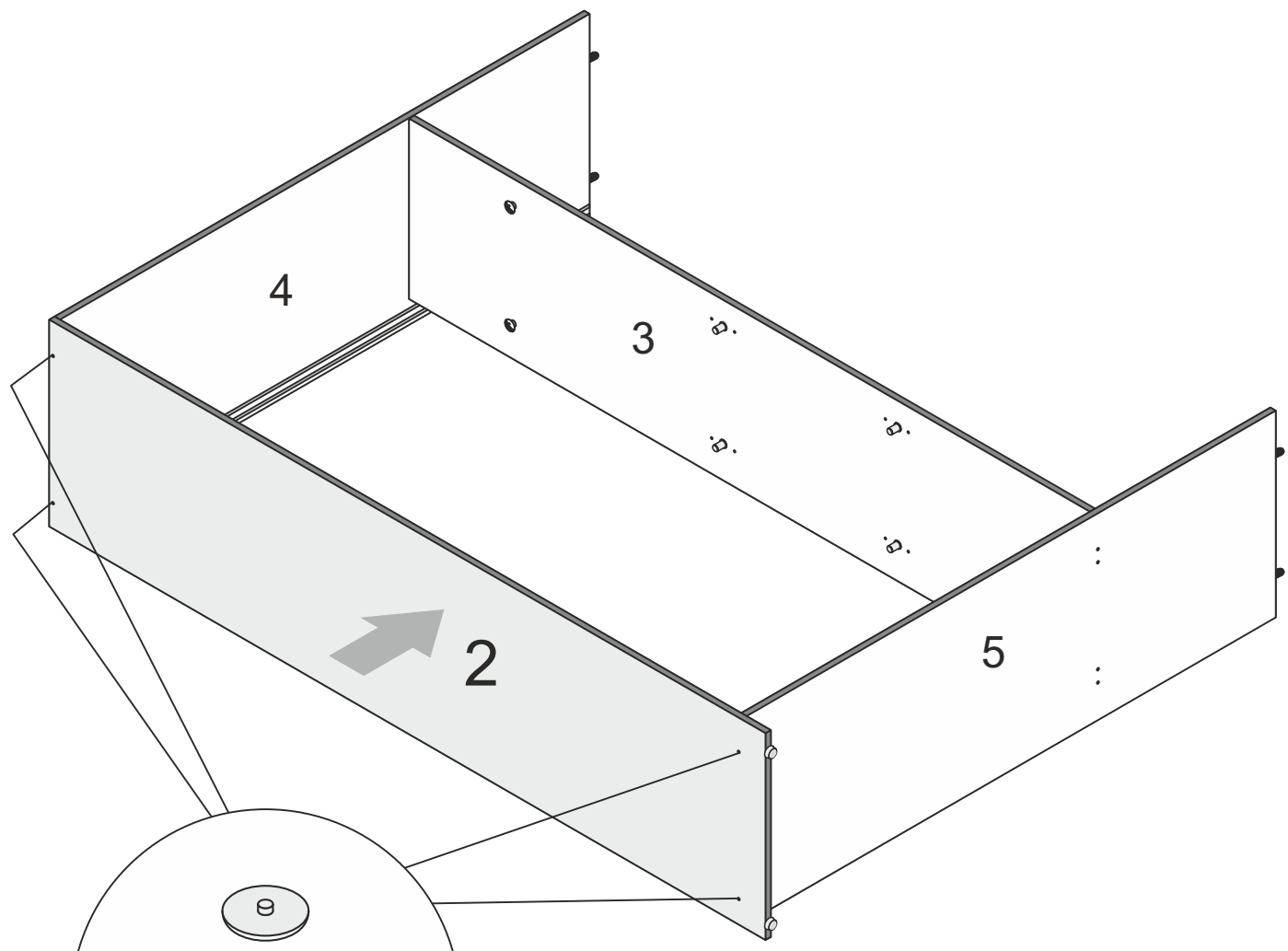
3,5 x 16 mm

L x 2

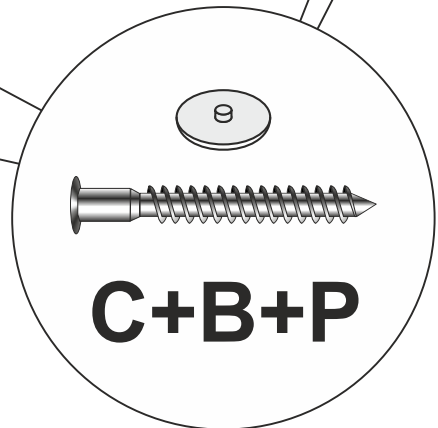
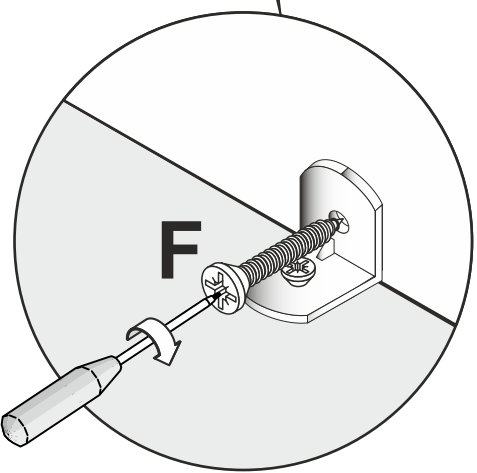
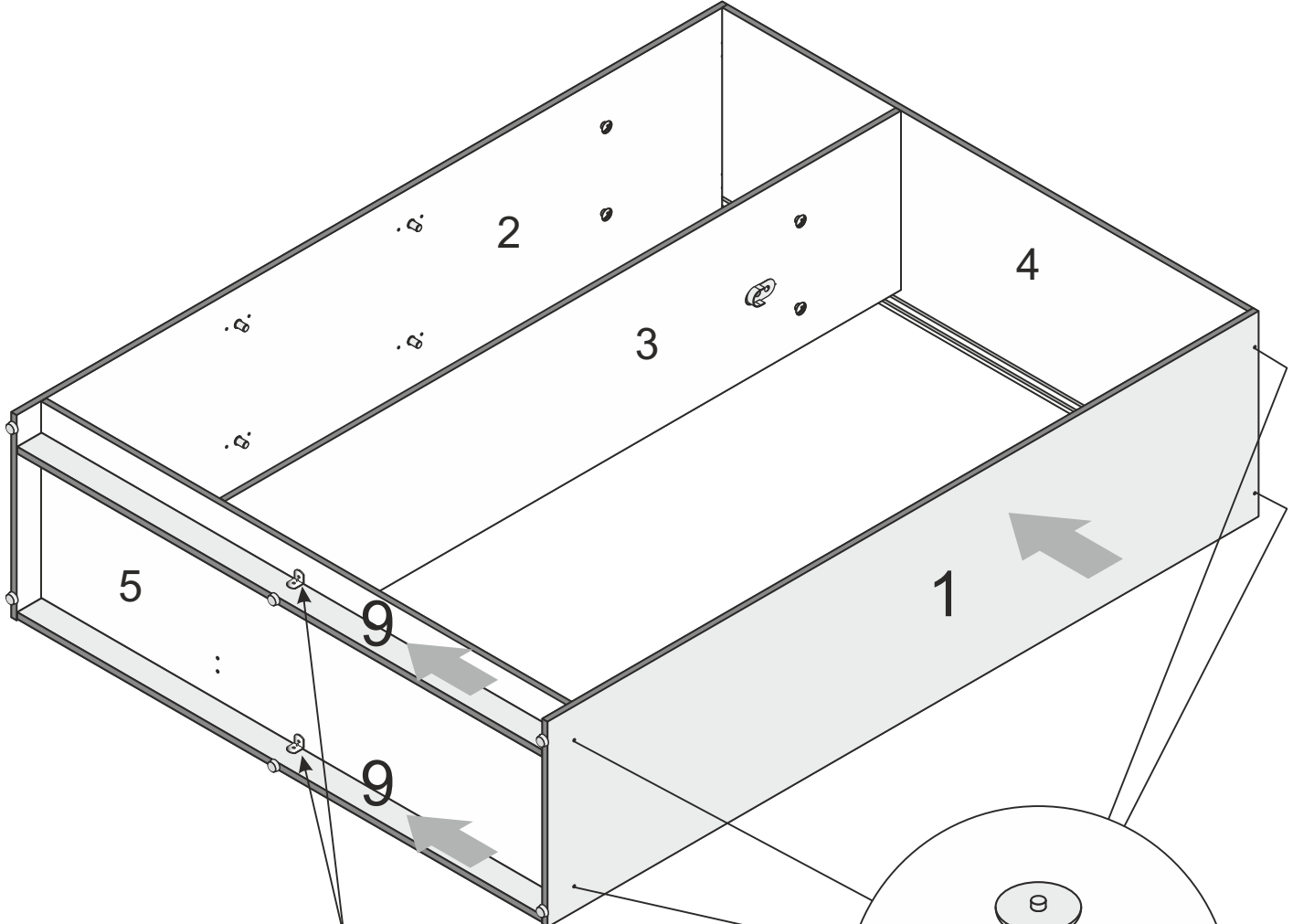


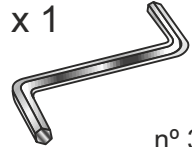



9



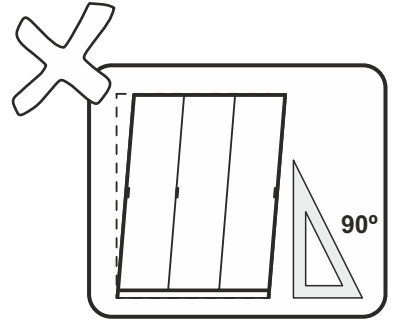
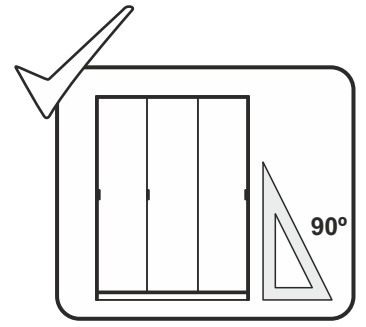

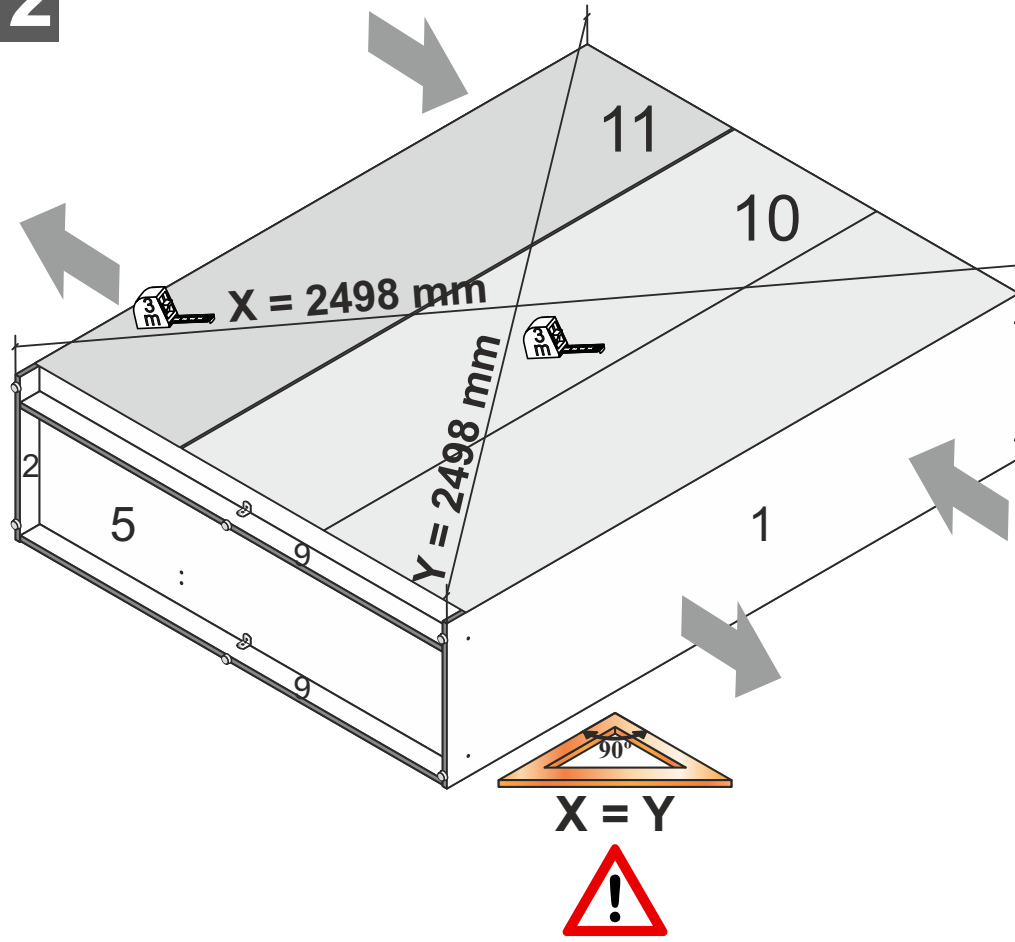


| | | |
|--------------------------|-------------------------------|--------------------------|
| B x 1 n° 3 | C x 4 5 x 50 mm | P x 4 3 mm |
|--------------------------|-------------------------------|--------------------------|

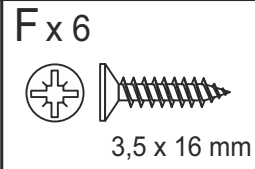
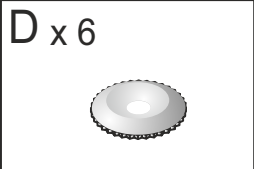
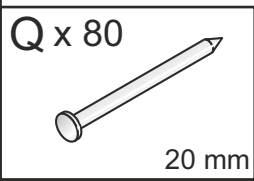
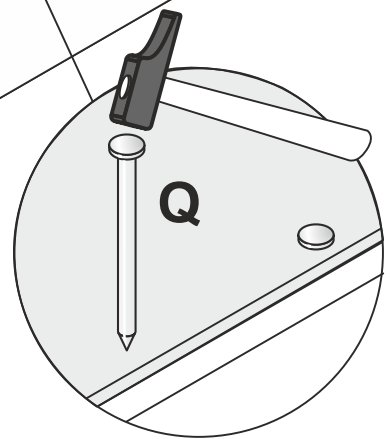
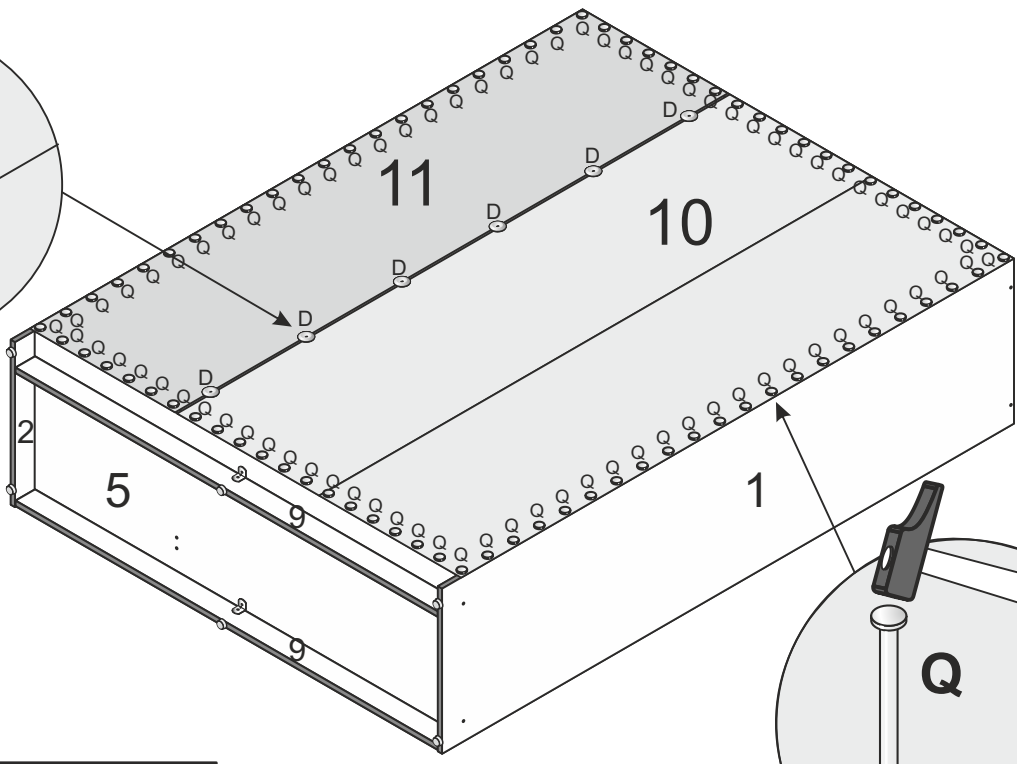
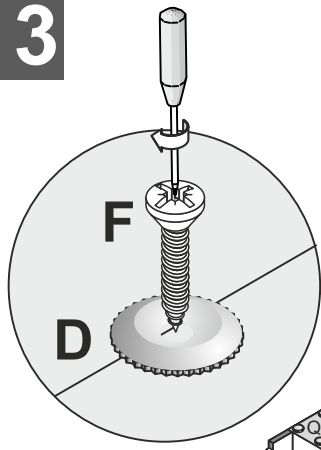


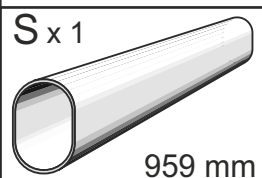
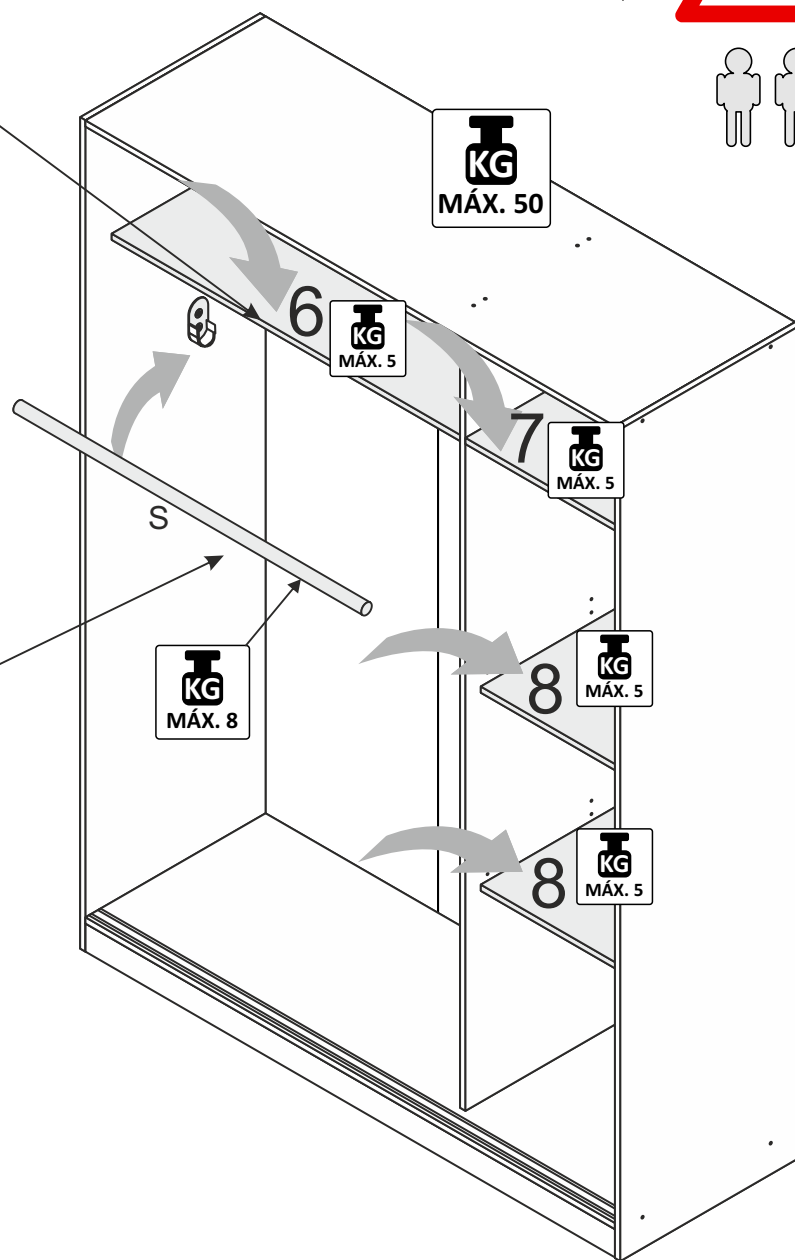
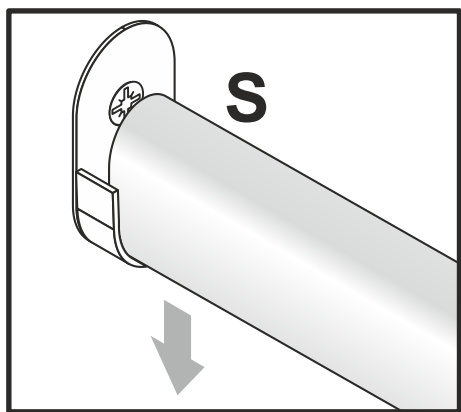
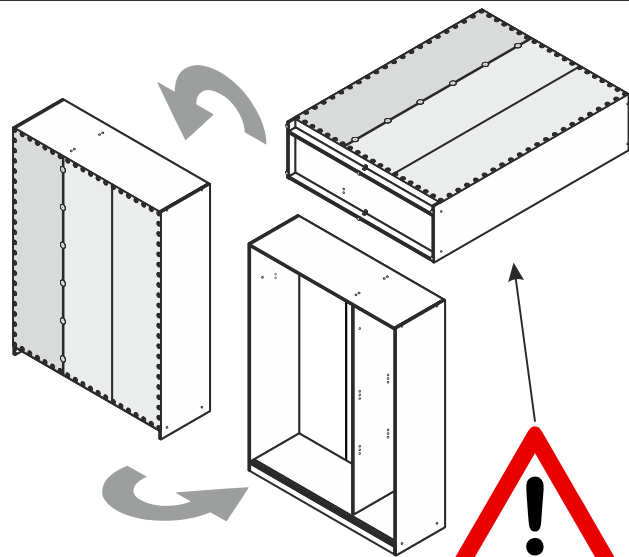
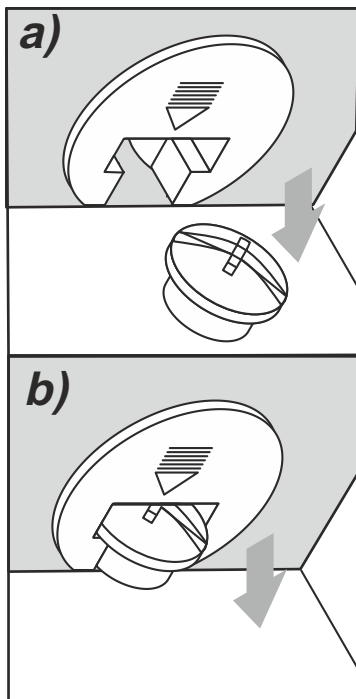
| | | | |
|---|--|---|--|
| <p>B x 1</p>  <p>n° 3</p> | <p>C x 4</p>  <p>5 x 50 mm</p> | <p>P x 4</p>  <p>3 mm</p> | <p>F x 2</p>  <p>3,5 x 16 mm</p> |
|---|--|---|--|

12

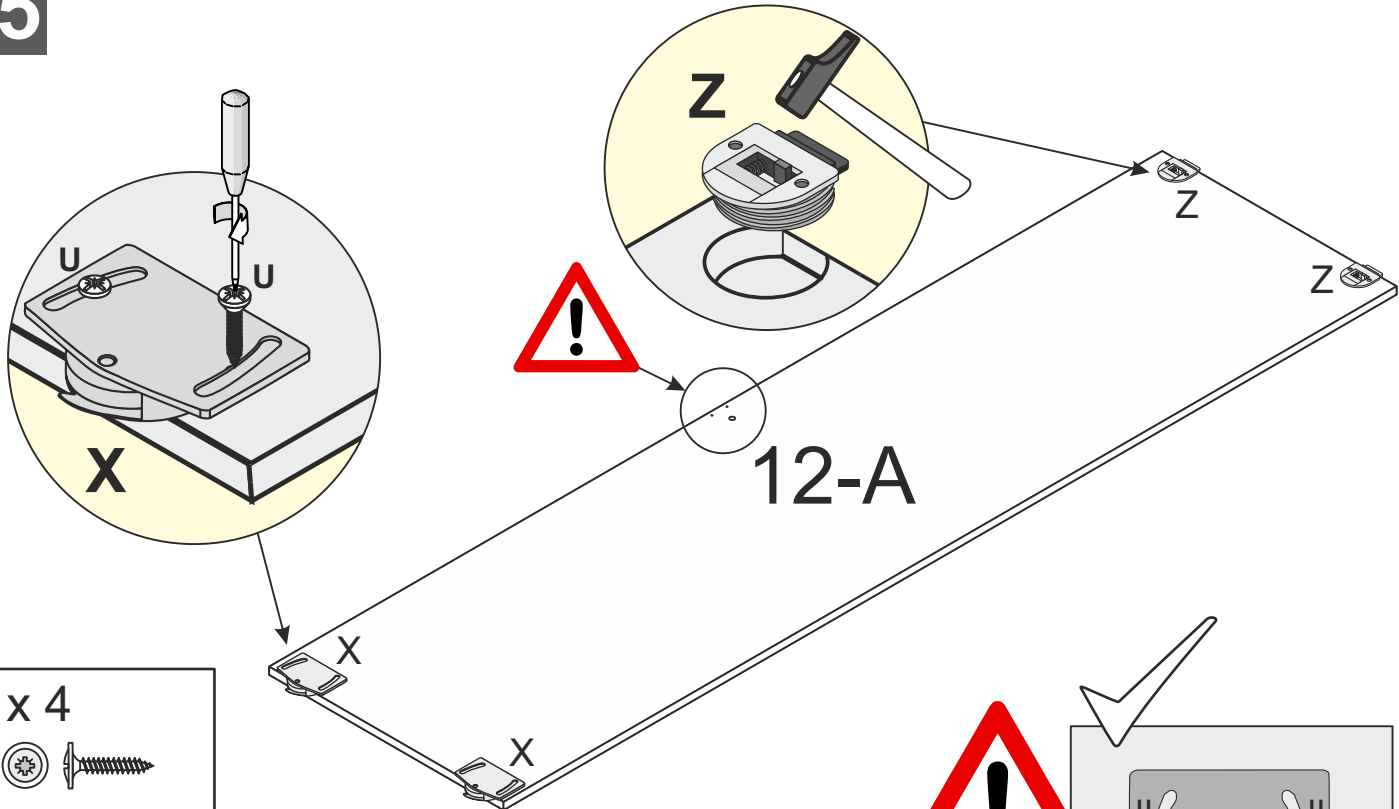



13







15

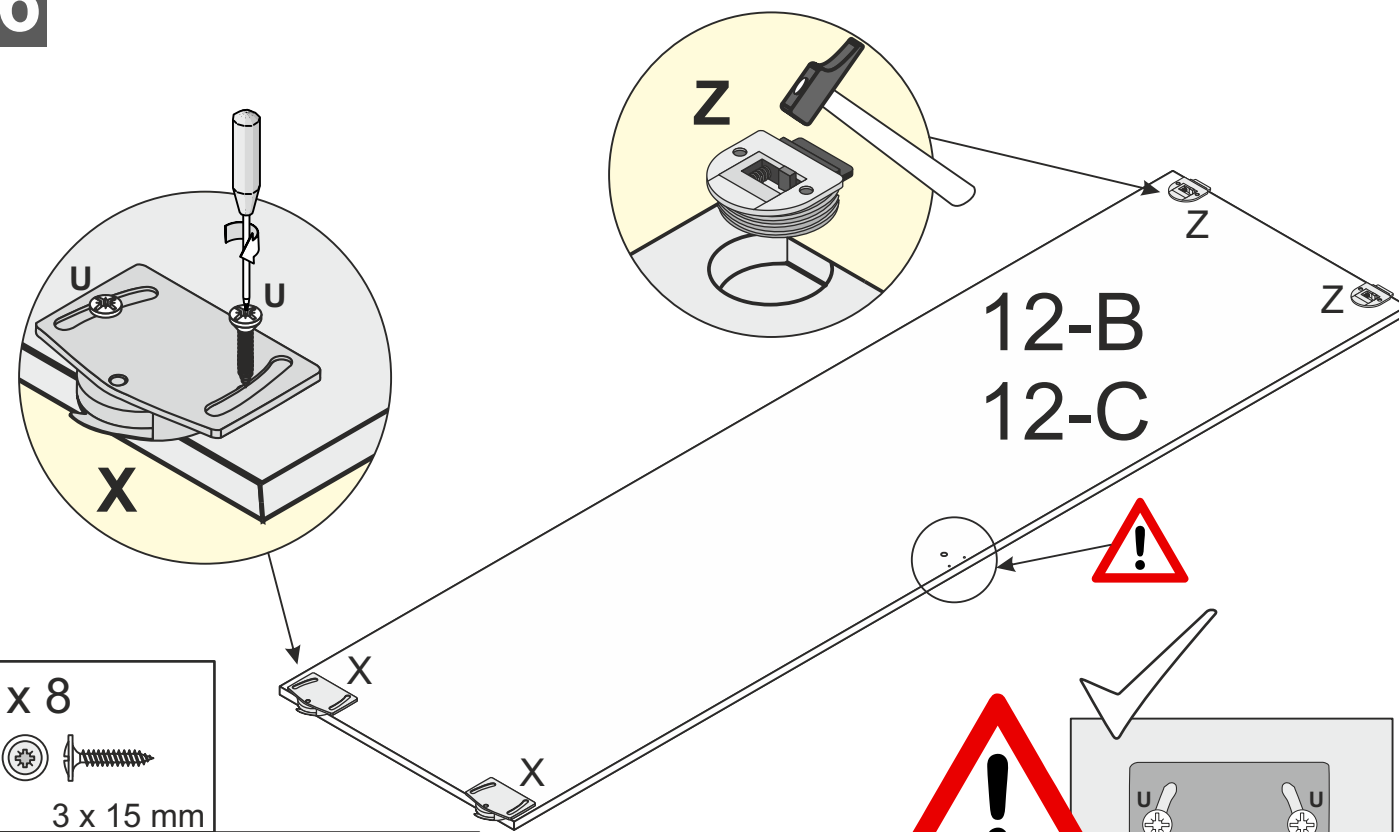



U x 4

 3 x 15 mm


X x 2


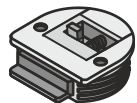
Z x 2


16

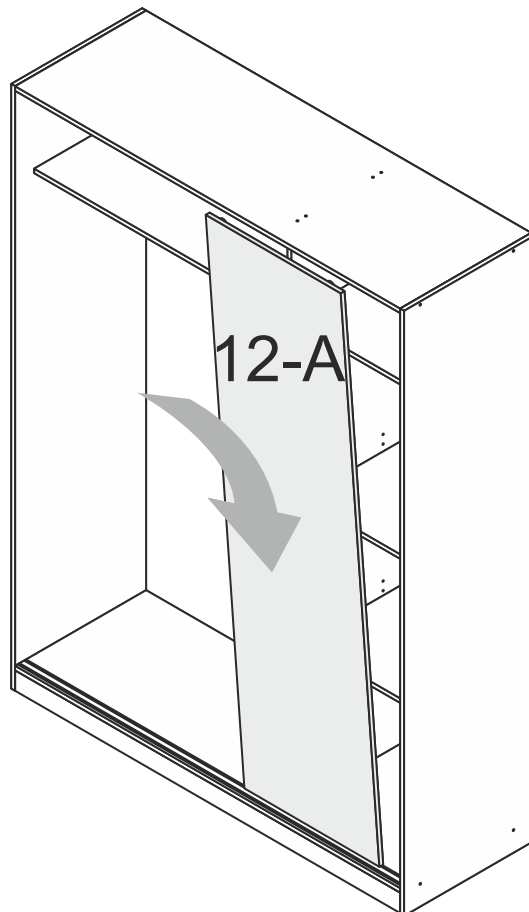
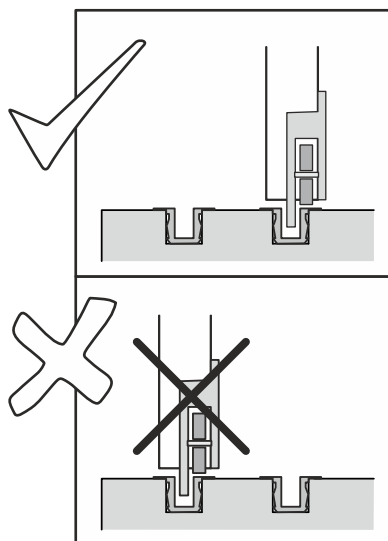


U x 8

 3 x 15 mm

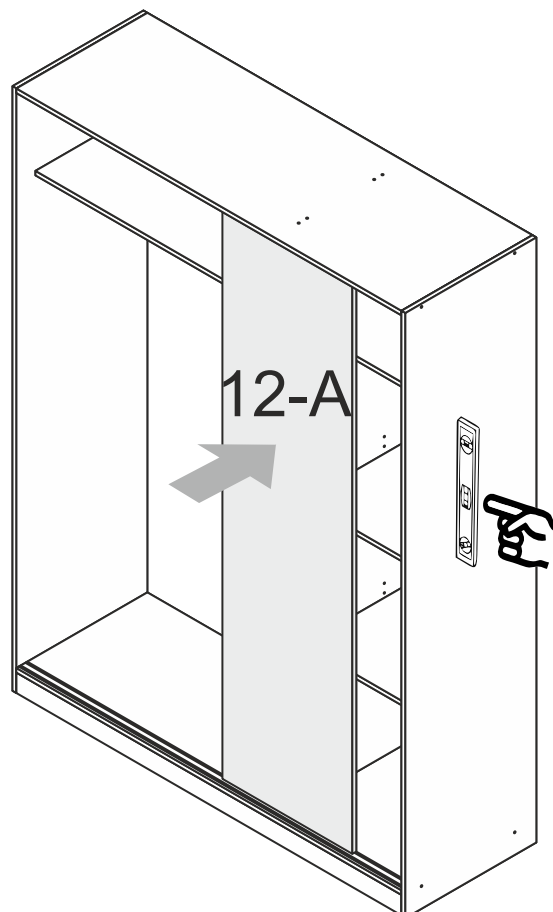
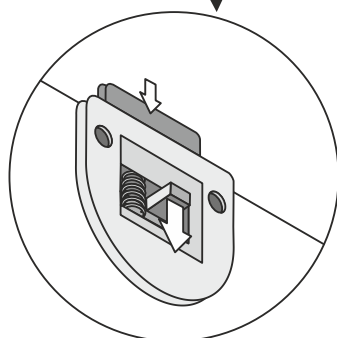
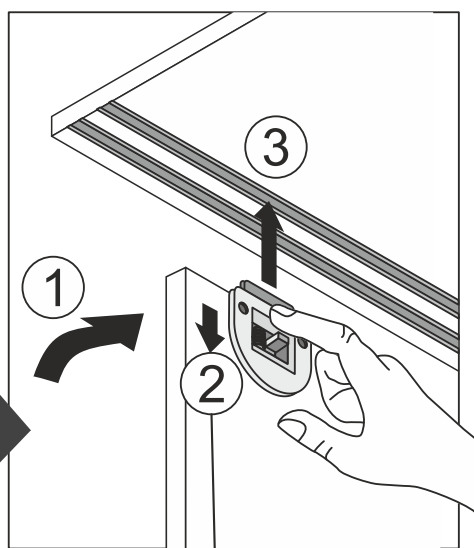
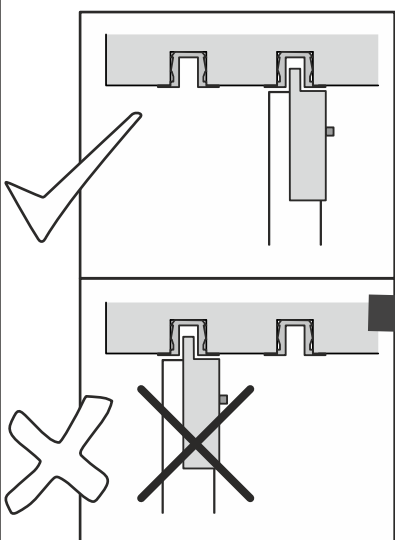
X x 4


Z x 4


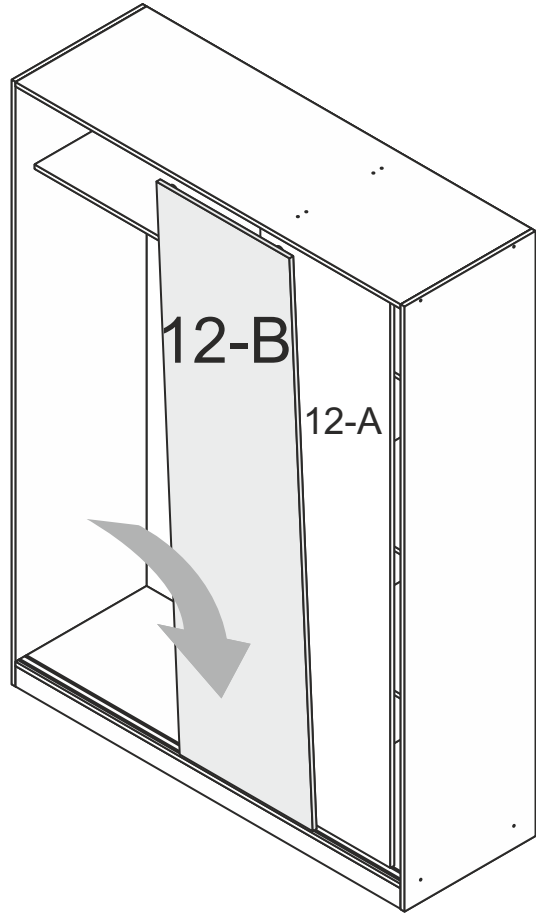
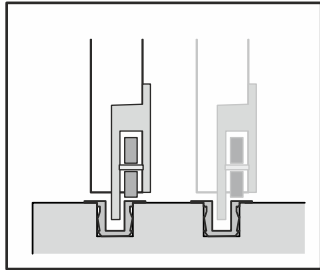
17



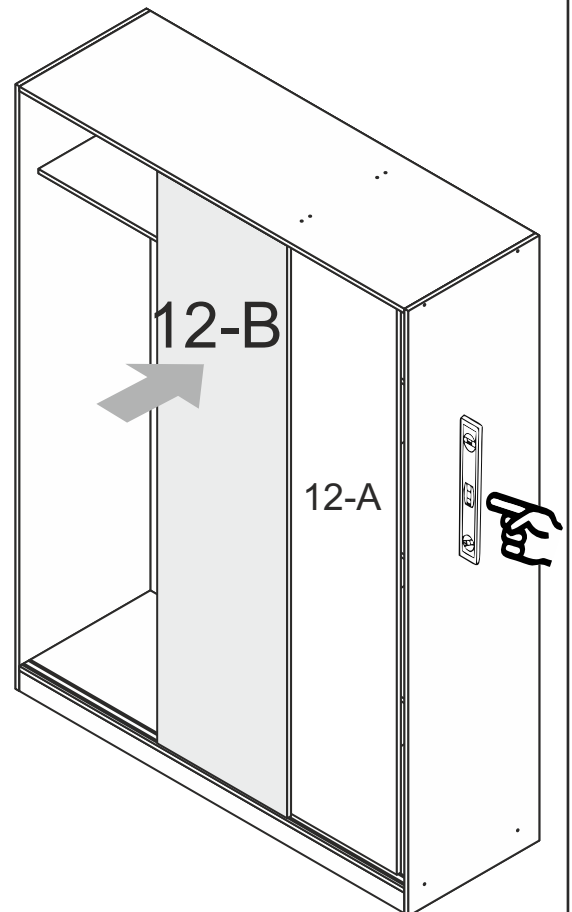
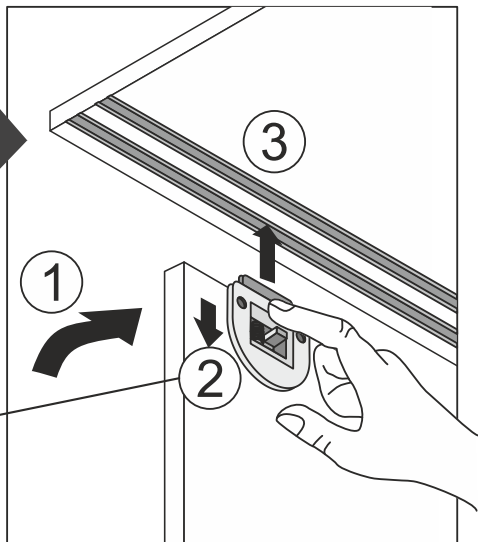
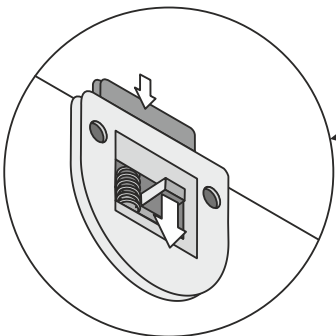
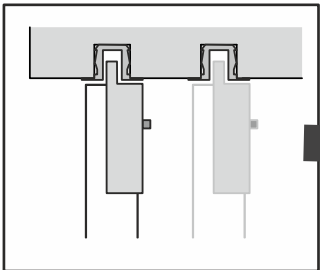
18



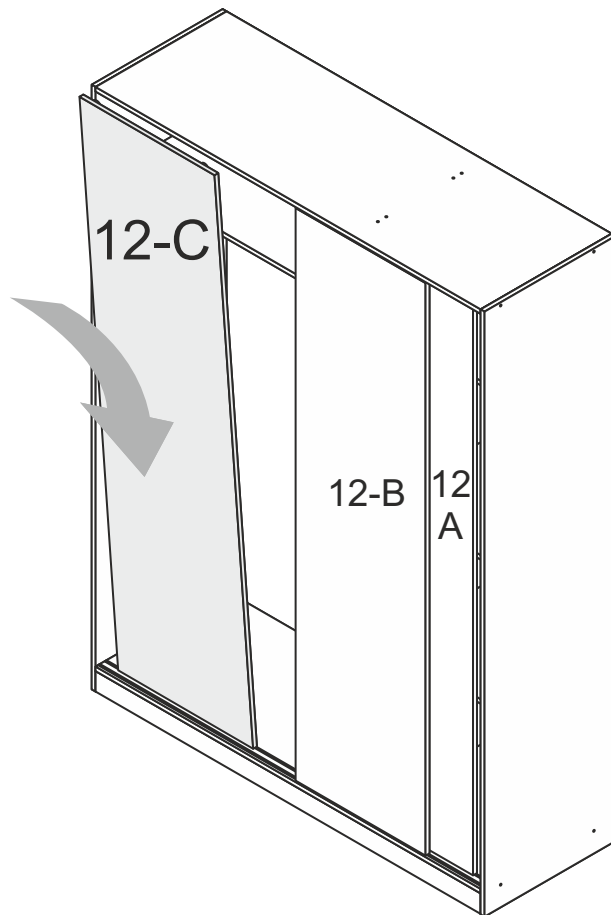
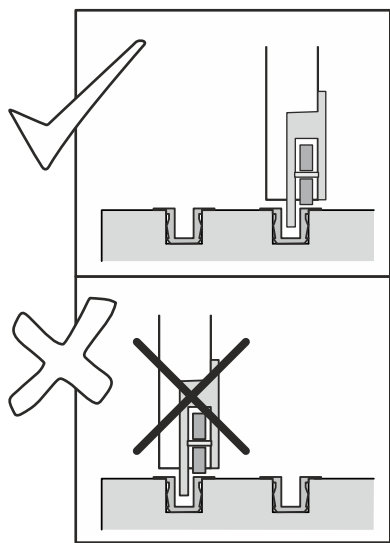
19



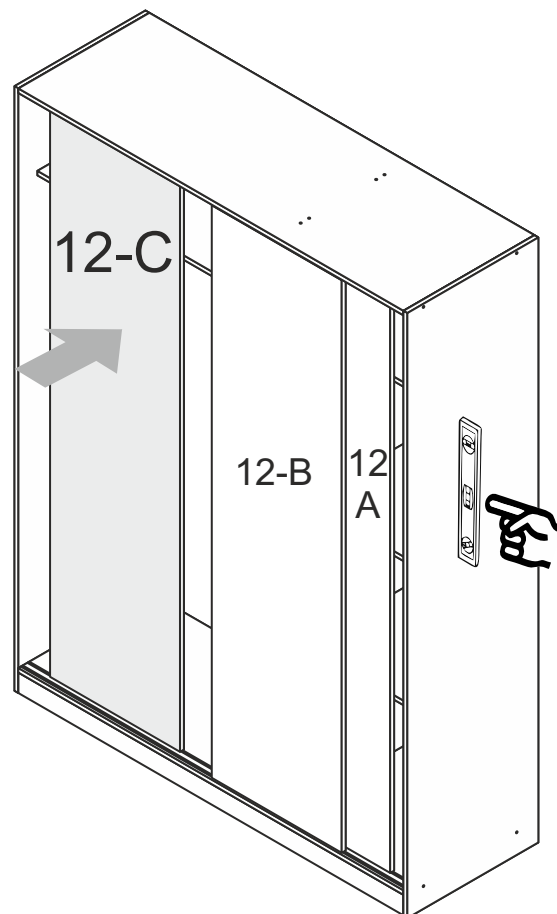
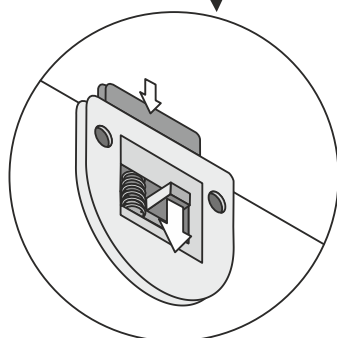
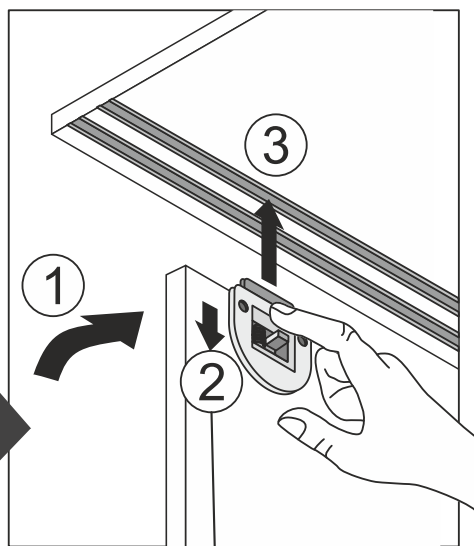
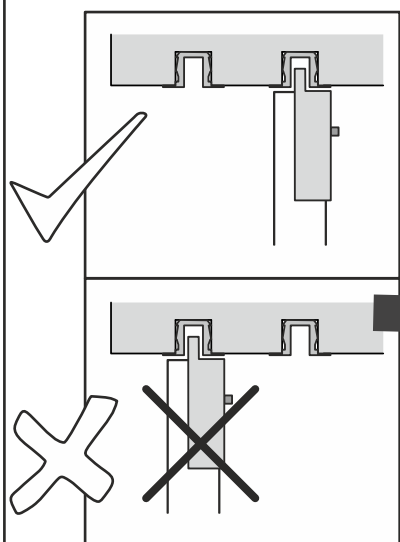
20



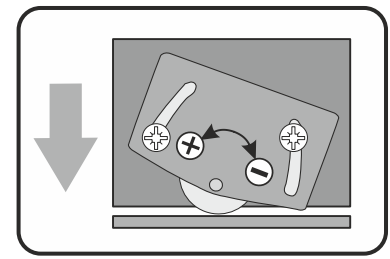
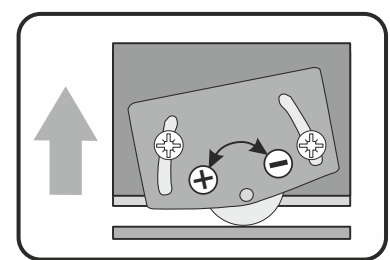
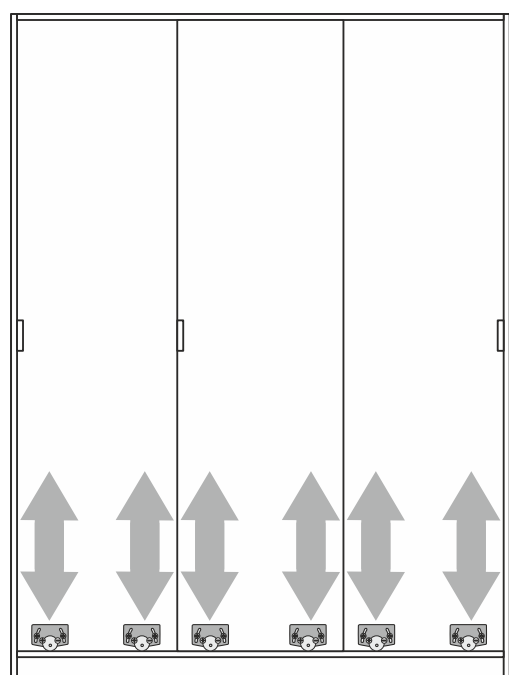
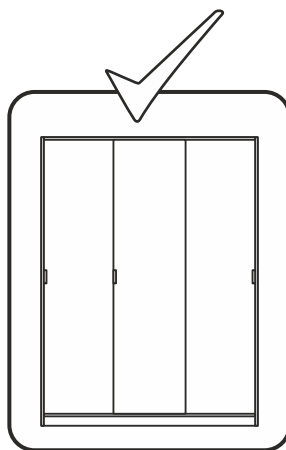

21



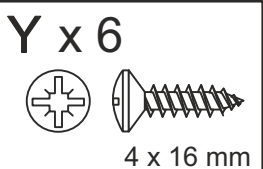
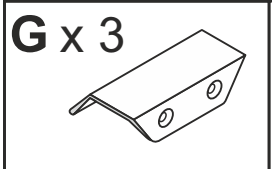
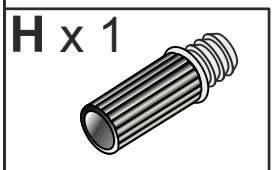
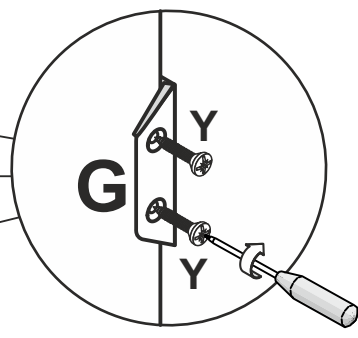
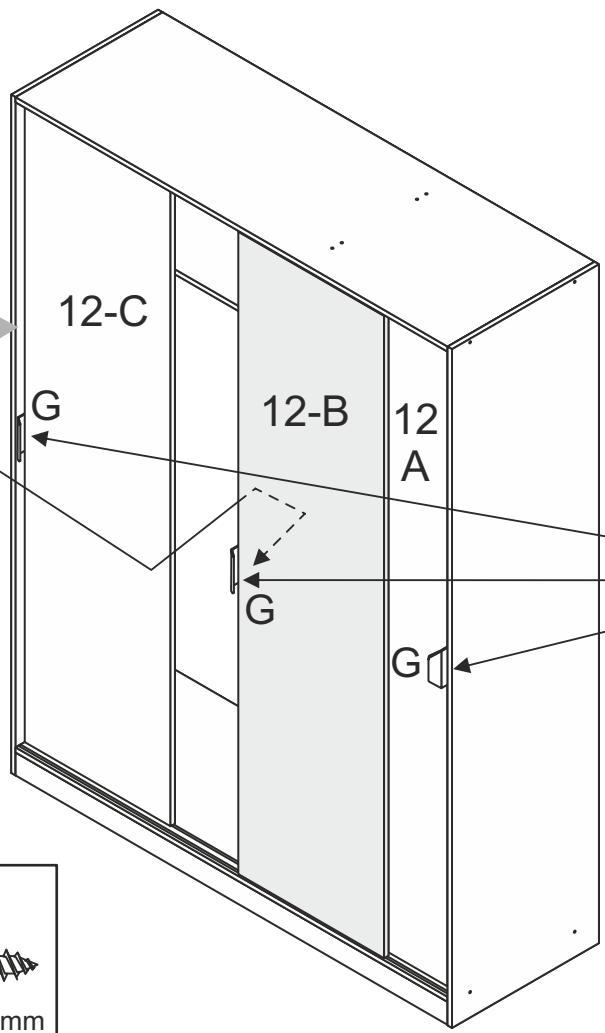
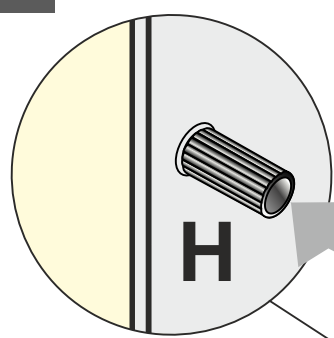
22



23



24



ES

MONTAJE

- Preparar las piezas que constituyen el mueble.
- Reagrupar y contar el herraje.
- Preparar las herramientas necesarias.
- Prepara la zona de montaje.
- Realizar el montaje sobre una moqueta para evitar rayar el mueble.
- No forzar nunca los ensamblajes.

USO

- No colocar cerca de fuentes de calor.
- Mueble apto para uso doméstico. Ubicación en el interior de la vivienda.
- Se recomienda, tras la instalación del mueble, airear la habitación donde se encuentre.

MANTENIMIENTO Y LIMPIEZA

- Limpiar con un paño humedecido con una solución jabonosa.
- Secar con un paño limpio.
- No utilizar paños, trapos o productos de limpieza que puedan rayar la superficie del mueble

IT

INSTALLAZIONE

- Prerapare i pezzi che costituiscono il mobile.
- Raggruppare e contare la ferramenta.
- Preparare gli attrezzi necessari.
- Preparare una zona per il montaggio.
- Realizzare il montaggio sopra un tappeto per evitare che il mobile si graffi.
- Non forzare mai l'assemblaggio.

USO

- Non collocare vicino a fonti di calore.
- Mobile adatto ad un uso domestico. Adatto a uso interno.
- Dopo l'installazione del mobile, si consiglia di arieggiare la stanza.

ISTRUZIONI PER LA PULIZIA

- Pulire con un panno umido e un detergente neutro.
- Asciugare con un panno pulito.
- Non utilizzare panni, trappi o prodotti di pulizia che possano graffiare la superficie del mobile.

GARANTÍA - GUARANTEE - GUARANTEE - GARANTIE - GARANTIA - GARANZIA - GARANTIE - GARANTIS!

ES Fabricado en U.E. por FORES DISEÑO S.L. C.I.F: B-12313003 - Ctra.Nac.232; Km 11,1 C.P. 12320 - Sant Jordi (Castellón) SPAIN - el cual garantiza este producto por un periodo de **3 años** a partir de la fecha de compra, contra todo defecto de fabricación.

Si se encuentra alguna dificultad a la hora del montaje o existe algún defecto en el mueble, puede contactar con nosotros al **964 46 52 22** o por e-mail: **postventa@fores-group.com** donde gustosamente atenderemos todas sus consultas. HORARIO → **De Lunes a Jueves** 8:00h-14:00h / 15:00h-17:00h. **Viernes** 7:30h-15:30h. Esta garantía no ampara los defectos producidos por un mal montaje, utilización indebida o mal uso del mueble.

Es imprescindible conservar el **ticket** de compra y facilitar el **Nº de Control de Calidad (Q.C.)** para cualquier consulta o reclamación.

EN Manufactured in Spain by FORES DISEÑO S.L. CIF B-12313003-ctra Nac 232 km 11.1 C.P.12320-Sant Jordi, (Castellón) SPAIN - Guarantee of **3 years** from date of purchase against any fault of production.

If a difficulty when assembly or a fault in the product is found you can contact us at **(+34) 964 46 52 22** or by email: **postventa@fores-group.com** where we will be pleased to help you. TIMETABLE → **Monday until Thursday** 8:00h-14:00h / 15:00h-17:00h **Friday** 7:30h-15:30h .

The Guarantee does not cover the faults produced by an incorrect assembly or misuse of the furniture.

Indispensable to keep the purchase **ticket** and facilitate the **Nº of Quality Control (Q.C.)** for any consult or claim.

FR Fabriqué en UE par FORES DISEÑO S.L. CIF B-12313003 - Ctra Nac 232; Km 11,1 CP12320 - Sant Jordi (Castellón) Espagne - Celui ci garantie ce produit pour une période de **3 ans** à partir de la date d'achat, contre tout défaut de fabrication.

Si vous rencontrez une quelconque difficulté à l'heure du montage ou si il y a un défaut sur le meuble, vous pouvez nous contacter par téléphone au **(+34) 964 46 52 22** ou bien par e-mail à **postventa@fores-group.com** où nous aurons le plaisir de vous accueillir pour toutes demandes.

HORAIRE → **Du lundi au jeudi** 8h00-14h00 / 15h00-17h00. **Vendredi** 7h30-15h30

Cette garantie ne couvre pas les défauts résultants d'un mauvais montage, d'une utilisation indue ou d'un mauvais usage du produit.

Il est indispensable de garder le **ticket** ou facture d'achat et de communiquer **le Numéro de Control Qualité (Q.C.)** pour une quelconque demande ou réclamation.

PT Fabricado U.E. por FORES DISEÑO S.L. C.I.F: B-12313003 - Ctra.Nac.232; 11,1 km C.P. 12320 - Sant Jordi (Castellón) ESPANHA - que garante este produto por um período de **3 anos** a partir da data de compra; contra defeitos de fabricação.

Se você encontrar qualquer dificuldade na montagem ou se houver qualquer defeito no armário, você pode contactar-nos pelos seguintes meios: **(+34) 964 46 52 22** ou por e-mail: **postventa@fores-group.com** onde será recebido de bom grado para atenderder-mos todas as suas dúvidas.

HORÁRIO → **De segunda a quinta-feira** 8:00h-14:00h / 15:00h-17:00h. **Sexta-feira** 7:30h-15:30h.

Esta garantia não cobre defeitos causados pela montagem incorreta, uso indevido ou mau trato do produto.

É essencial manter o **recibo** de compra e facilitar o **Nº Controle de Qualidade (Q.C.)** para quaisquer dúvidas ou reclamações.

IT Prodotto in Spagna da: FORES DISEÑO S.L. CIF B-12313003-ctra Nac 232 km 11.1 C.P.12320-Sant Jordi, (Castellón) SPAIN. Garantisito **3 Anni** dalla data di acquisto contro ogni difetto di produzione.

In caso di difficoltà nel montaggio o di mancanza di componenti potete chiamare il **(+34) 964 46 52 22** o inviare email a: **postventa@fores-group.com**

Il servizio è attivo **dal Lunedì al Giovedì** ore 8:00-14:00 / 15:00-17:00. **Venerdì** ore 7:30-15:30. Saremo lieti di aiutarvi.

La garanzia non copre difetti o danni dovuti a montaggio scorretto o ad uso improprio del prodotto.

La garanzia è valida solo in presenza dello **scontrino di acquisto** e del **Nº di controllo qualità (Q.C.)** presente nella confezione

DE Hergestellt in Spanien von FORES DISEÑO S.L. CIF B-12313003-ctra Nac 232 km 11.1 CP12320-Sant Jordi (Castellón) SPANIEN - Garantie von **3 Jahren** ab Kaufdatum gegen jede störung der produktion.

Wenn Sie irgendwelche schwierigkeiten bei der montage zu finden oder es irgendeinen defekt in dem schrank, können sie uns unter **(+34) 964 46 52 22** oder per email an: **postventa@fores-group.com**, wo wir gerne besuchen, um alle Ihre Fragen.

ÖFFNUNGSZEITEN → **von Montag bis Donnerstag** 8:00h-14:00h / 15:00h-17:00h. **Freitag** 7:30h-15:30h

Diese Garantie gilt nicht für Mängel, die durch unsachgemäße Installation, unsachgemäße Behandlung und Verwendung des Geräts verursacht werden.

Unentbehrlich, um den **Kauf Ticket** behalten und erleichtern die Anzahl der **Qualitätskontrollzahl (Q.C.)** für alle zu konsultieren oder Anspruch.

GR Κατασκευάζεται στην Ισπανία από CIF B-12313003-Ctra Nac 232 χλμ 11.1 CP12320-Sant Jordi, στην Ισπανία - Η εγγύηση ισχύει για **3 έτη** από την αρχική ημερομηνία αγοράς και καλύπτει ελαττωματικά υλικά ή ελαττωματική κατασκευή του προϊόντος.

Σε περίπτωση δυσκολίας σας κατά την συναρμολόγηση ή πιθανής βλάβης στο προϊόν, μπορείτε να επικοινωνήσετε μαζί μας στο **(+34) 964 46 52 22** ή μέσω email: **postventa@fores-group.com** Θα χαρούμε να σας βοηθήσουμε.

ΗΜΕΡΕΣ & ΩΡΕΣ ΕΞΥΠΗΡΕΤΗΣΗΣ → **Δευτέρα έως Πέμπτη** 8:00h-14:00h / 15:00h-17:00h **Παρασκευή** 7:30h-15:30h

Η εγγύηση δεν καλύπτει τις βλάβες που προέρχονται από λάθη στην συναρμολόγηση ή την μη ορθολογική χρήση των επίπλων.

Είναι απαραίτητο να κρατήσετε την **απόδειξη αγοράς** του προϊόντος και τον **αριθμό ποιοτικού ελέγχου (Q.C.)**, ώστε να διευκολύνετε οποιαδήποτε διαδικασία αίτησης ή συμβουλής χρειαστείτε.

Nº de Control de Calidad (Q.C.):
Nº of Quality Control (Q.C.):
Nº de Contrôle Qualité (Q.C.):
Nº de Controle de Qualidade (Q.C.):
Nº di Controllo qualità (Q.C.):
Qualitätskontrollzahl (Q.C.):
Ποιοτικός έλεγχος Αριθμός (Q.C.):



GUARDE ESTE NÚMERO
SAVE THIS NUMBER
SAUVEZ CE NUMÉRO
GUARDE ESTE NÚMERO
CONSERVA QUESTO NUMERO
SPEICHERN SIE DIESE NUMMER
ΦΥΛΑΞΤΕ ΑΥΤΟ ΤΟ ΑΡΙΘΜΟ

Q.C.

EN

ASSEMBLE

- Prepare the different pieces of the furniture.
- Regroup and count the hardware.
- Prepare the necessary tools.
- Prepare the area to assemble to furniture.
- Assemble the furniture on a carpet to avoid any damages.
- Do not force the hardware.

USE

- Do not place the furniture near the heat sources.
- It's suitable for domestic use, keep it indoors.
- It is recommended, after the assembling to air the room.

MAINTENANCE AND CLEANING

- Clean it with a damp cloth with mild cleaners.
- Use it with a clean cloth.
- Do not use cloths or cleaning products that could damage the surface of the furniture.

DE

MONTAGEHINWEISE

- Sortieren und identifizieren Sie die Einzelteile.
- Überprüfen Sie die Anzahl der einzelnen Beschlagteile.
- Legen Sie das notwendige Werkzeug bereit.
- Machen Sie einen Montagebereich frei.
- Montieren Sie das Möbelstück auf einem ebenen, weichen und sauberen Untergrund.
- Überziehen Sie die Beschlagteile nicht.

GEBRAUCHSHINWEISE

- Platzieren Sie das Möbelstück niemals neben Wärmequellen.
- Das Möbelstück ist ausschließlich für den Gebrauch im Haus geeignet.
- Es wird empfohlen, nach dem Aufbau des Möbelstücks, den Raum in dem es sich befindet zu lüften.

REINIGUNG UND PFLEGE

- Mit einem feuchten Tuch mit milder Seifenlösung abwischen.
- Trocken nachwischen.
- Für die Reinigung verwenden Sie bitte ein weiches Tuch und keinesfalls scharfe oder ätzende Reinigungsmittel.

FR

MONTAGE

- Identifier les différents panneaux.
- Regrouper et compter la quincaillerie.
- Munissez-vous de l'outillage nécessaire.
- Amenagez-vous une zone de montage. La moquette ou une couverture protégera des rayures.
- Ne jamais forcer le montage.

USAGE

- Ne pas placer près des sources de chaleur.
- Meuble apte pour l'usage domestique, on peut le placer à l'intérieur de la maison.
- Il est recommandé, après l'installation du meuble dans son logement, d'aérer fréquemment la pièce concernée.

ENTRETIEN ET NETTOYAGE

- Nettoyer avec un chiffon humide et une solution savonneuse.
- Essuyer avec un chiffon sec et propre.
- N'utiliser pas de chiffons ou des produits de nettoyage qui puissent rayer la superficie du meuble.

GR

ΣΥΝΑΡΜΟΛΟΓΗΣΗ

- Προετοιμάστε τα μέρη του επίπλου.
- Ομαδοποιήστε και μετρήστε τα μικρά μέρη (βίδες, μεντεσέδες...).
- Προετοιμάστε τα εργαλεία που θα χρειαστείτε.
- Προετοιμάστε το χώρο συναρμολόγησης.
- Μια μοκέτα θα προφύλασσε από γρατζουνιές.
- Μη ασκείτε πίεση στην εφαρμογή.

ΧΡΗΣΗΣ

- Μη τοποθετείτε κοντά σε πηγή θερμότητας.
- Το έπιπλο έχει κατασκευαστεί για οικιακή χρήση, τοποθετήστε το στο εσωτερικό της οικίας.
- Συνιστάται, μετά τη συναρμολόγηση στον αέρα το δωμάτιο.

ΣΥΝΤΗΡΗΣΗ ΚΑΙ ΚΑΘΑΡΙΣΜΟΣ

- Καθαρίστε το με ένα πανί μουσκεμένο σε ένα ελαφρύ απορρυπαντικό.
- Στεγνώστε το με ένα καθαρό πανί.
- Μη χρησιμοποιείτε πανιά και καθαριστικά που μπορούν να καταστρέψουν την επιφάνεια.

PT

MONTAGEM

- Prepare as peças que compõem o móvel.
- Reagrupe e contar as ferragens.
- Prepare as ferramentas necessárias.
- Prepare a área para a montagem.
- Efectuar a montagem sobre uma alcatifa para evitar arranhar o móvel.
- Nao forar nunca a ensambladura.

USO

- Nao colocar perto de fontes de calor.
- Móvel apto para o uso doméstico. Colocação no interior da vivenda.
- Após a instalação dos móveis, é recomendável ventilar a sala onde está localizado.

MANUTENÇÃO E LIMPEZA

- Limpe bem com um pano humedecido numa solução detergente suave.
- Seque bem com um pano limpo.
- Nao utilizar panos, trapos ou produtos de limpeza que possam riscar a superficie do móvel.

Recycling QR code

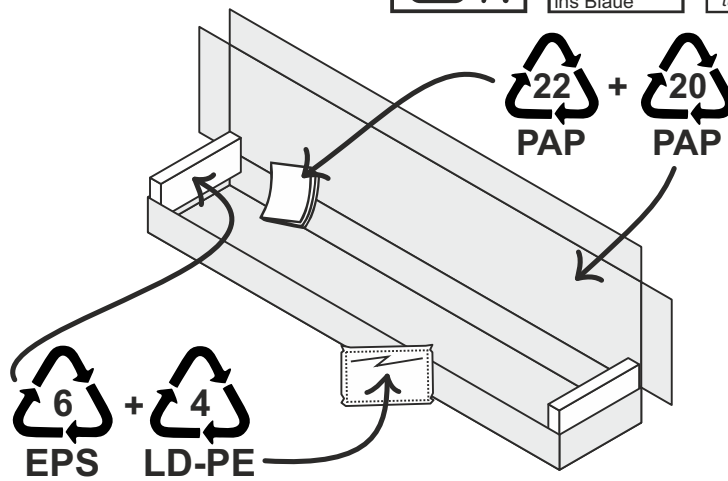


ES
RECICLA
 Al Azul

PT
RECICLA
 ecoponto Azul

DE
RECYCELN
 ins Blaue

IT
Raccolta
 carta e
 cartone
 Verifica le
 disposizioni del
 tuo Comune



ES
RECICLA
 Al Amarillo

PT
RECICLA
 ecoponto
 Amarelo

DE
RECYCELN
 ins Gelbe

IT
Raccolta
 plastica
 Verifica le
 disposizioni del
 tuo Comune



FR
 NOTICE
 + BOÎTE
 + PROTECTIONS
 + SAC

Pensez à
 donner ou recycler.

 Association
 ou ou Magasin ou Déchèterie

<https://quefairedemesdechets.fr>



www.fores-group.com
+34 964 46 52 22

MADE IN SPAIN
by Grupo Forés

