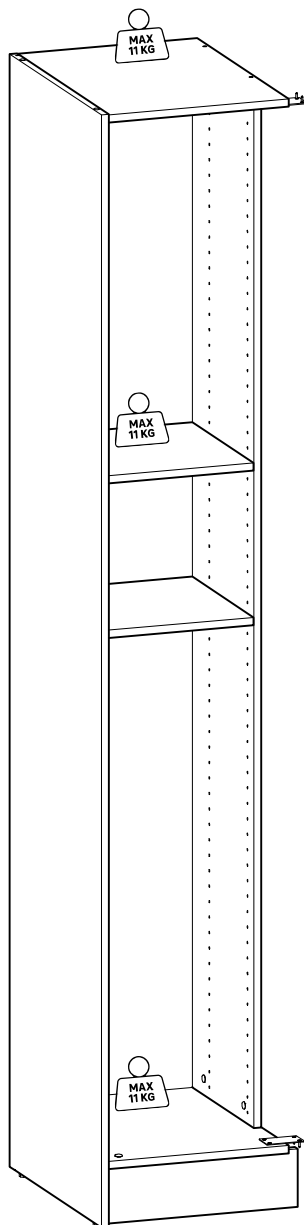


15
YEAR
Guarantee*



Made in France



N°12-2024/07-V12 (605821)

FR Manuel d'instructions

ES Manual de instrucciones

PT Manual de instruções

IT Manuale di istruzioni

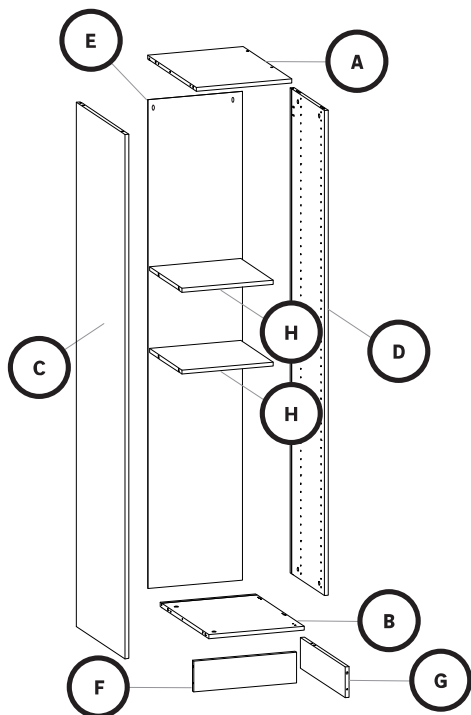
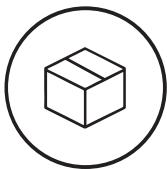
EL Εγχειρίδιο οδηγιών

PL Instrukcja obsługi

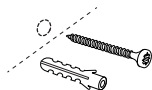
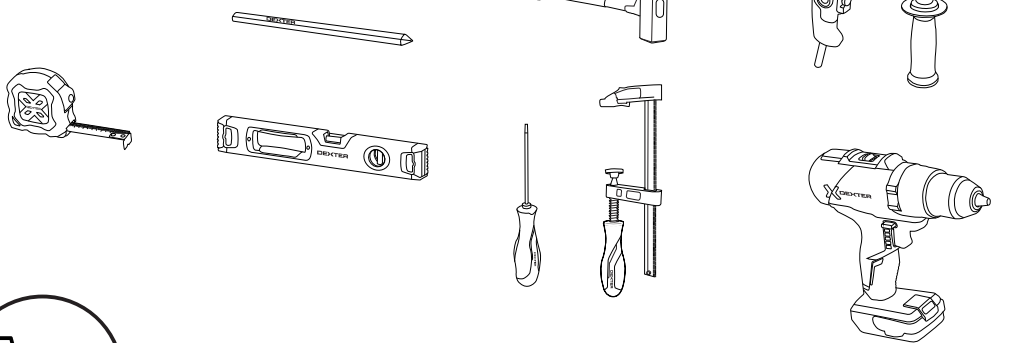
EN Instruction manual

RO Manual de instrucțiuni

*Garantie 15 ans / Garanzia di 15 anni / 15-year guarantee / 15 años de garantía / Εγγύηση 15 ετών /
Garanție de 15 ani / Garantia de 15 anos / 15-letnia gwarancja



- 0001-0002 **x14**
- 0001-0046 **x2**
- 0002-0002 **x13**
- 0002-0003 **x11**
- 0002-0004 **x11**
- 0002-0008 **x12**
- 0002-0010 **x2**
- 0008-0002 **x2**
- 0005-0002 **x8**
- 0005-0003 **x4**
- 0006-0004 **x4**
- 0002-0018 **x8**
- 0002-0017 **x8**
- x2**
- 0003-0009 **x1**
- 0007-0002
- 0001-0051 **x8**
- 0009-0004 **x2**
- 14020-01-900 **x3**



Ø 5 mm
x4

FR
IMPORTANT, à conserver pour consultation ultérieure : à lire attentivement

ES
IMPORTANTE, conservar para consultar posteriormente: leer atentamente

PT
IMPORTANTE, conservar para futuras consultas: por favor, leia com atenção

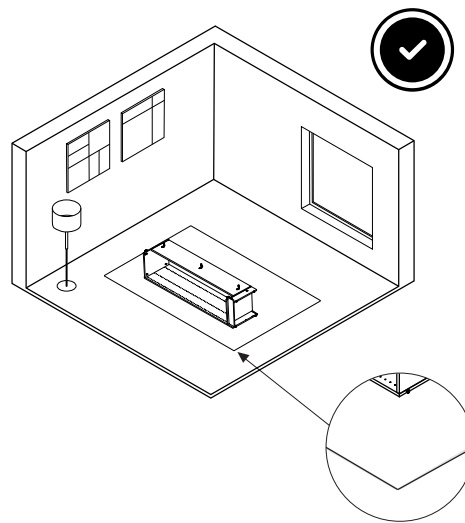
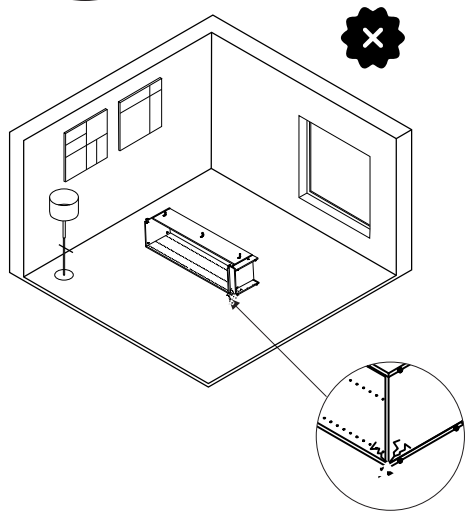
IT
IMPORTANTE, da conservare per ulteriore consultazione: da leggere attentamente

EL
ΣΗΜΑΝΤΙΚΟ, κρατήστε το για μελλοντική αναφορά. Διαβάστε το προσεκτικά

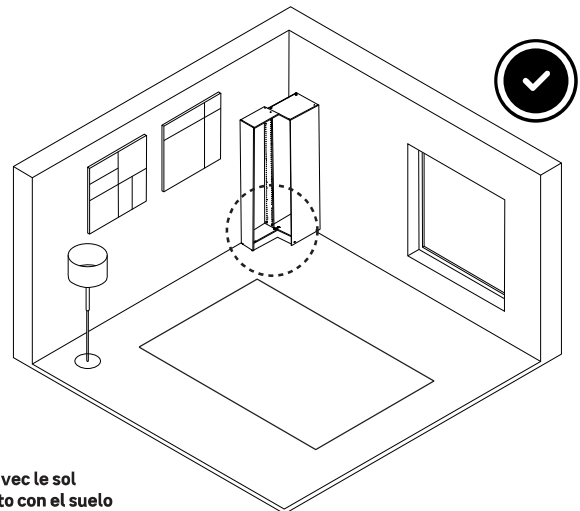
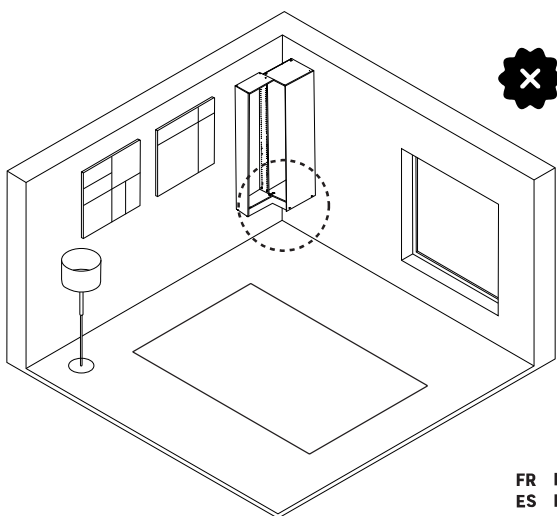


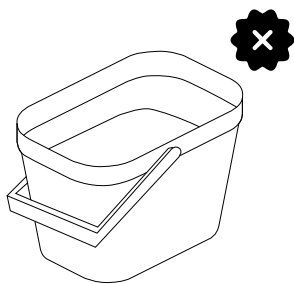
PL
WAŻNE, przeczytać uważnie i zachować na przyszłość

RO
IMPORTANT, a se pastra pentru consultarea ulterioara: citiți cu atenție

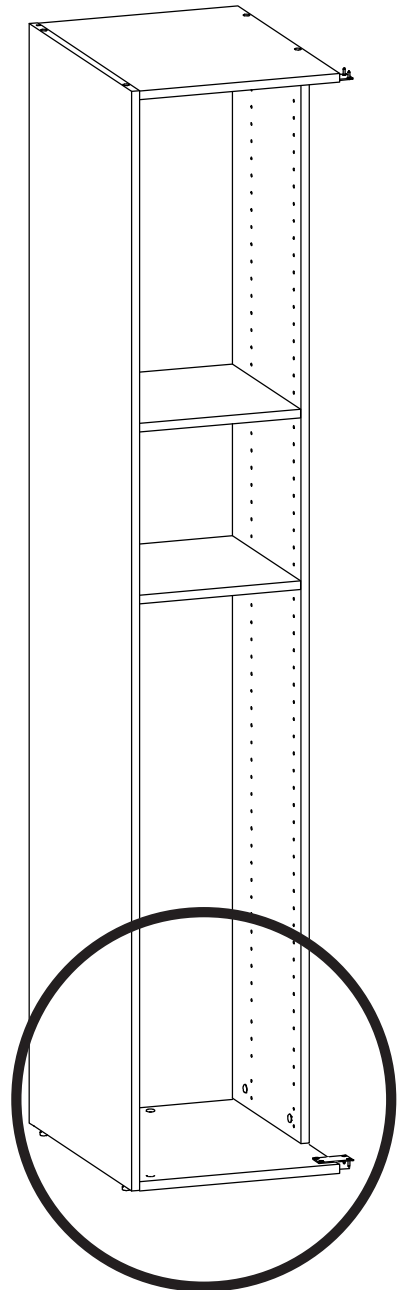
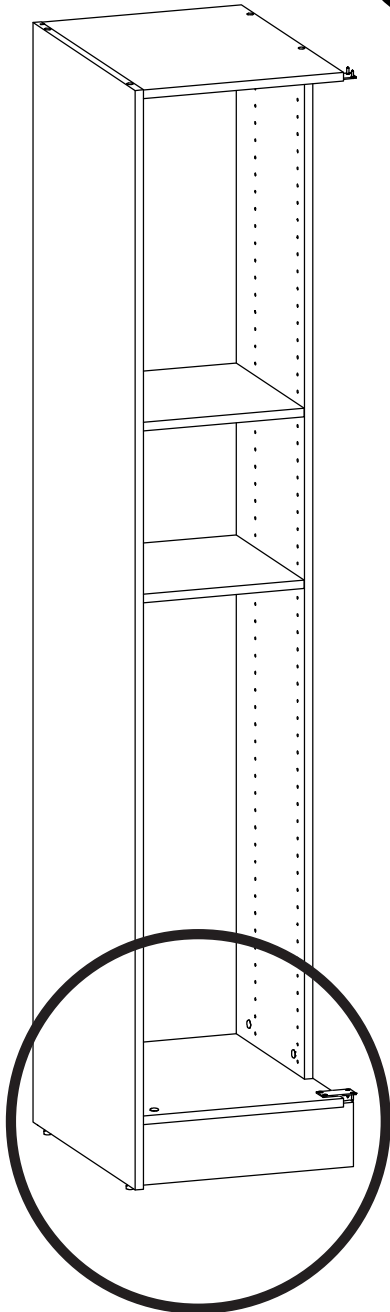
EN
IMPORTANT, to be retained for future reference: please read carefully



FR Protection pour montage
 ES Protección para montaje
 PT Protecção para montagem
 IT Protezione per il montaggio
 EL Προστασία για συναρμολόγηση
 PL Bez listew przyrodzgowych
 RO Protecție pentru asamblare
 EN Protection for assembly



FR Doit être en contact avec le sol
 ES Debe estar en contacto con el suelo
 PT Deve estar em contacto com o solo
 IT Deve essere a contatto con il terreno
 EL Πρέπει να είναι σε επαφή με το έδαφος
 PL Musi mieć kontakt z podłożem
 RO Trebuie să fie în contact cu solul
 EN Must be in contact with the ground

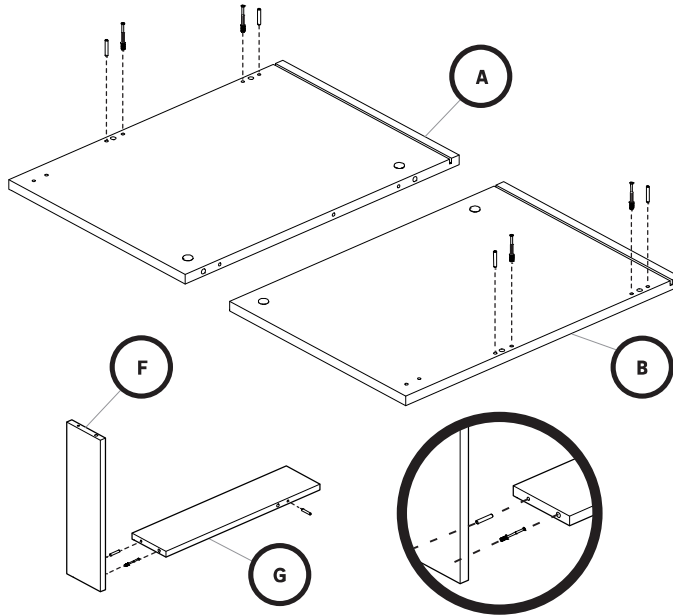
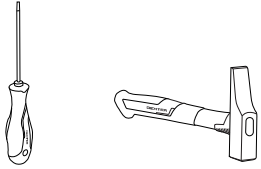


- FR Montage uniquement avec plinthe
ES Montaje sólo con rodapié
PT Montagem apenas com rodapé
IT Montaggio solo con battiscopa
EL Τοποθέτηση μόνο με σοβατεπί
PL Montaż tylko z listwą przypodłogową
RO Montare numai cu plintă
EN Mounting only with skirting board

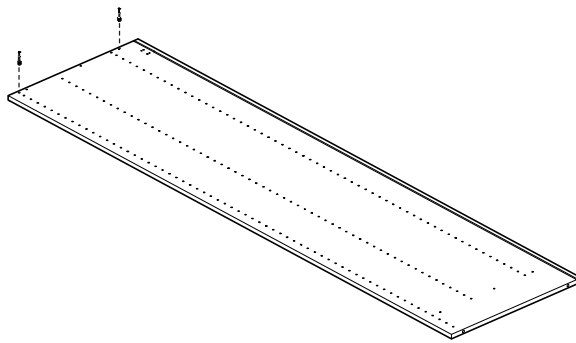


0002-0004
x 5

0002-0002
x 6



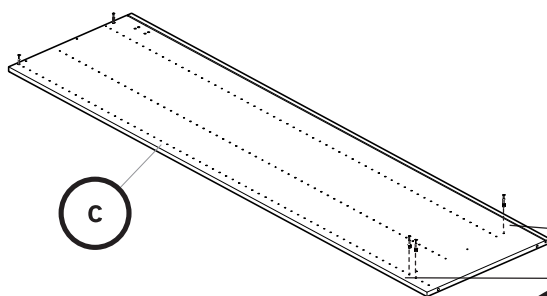
01



0002-0004
x 2



02



0002-0004
x 3

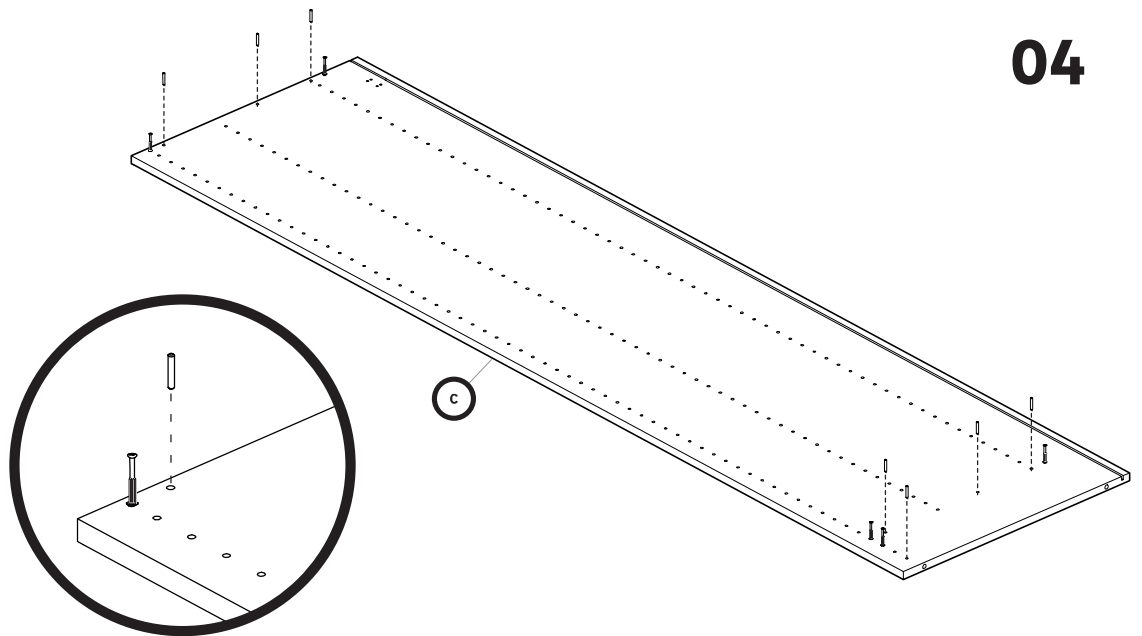
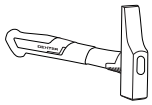


03

5



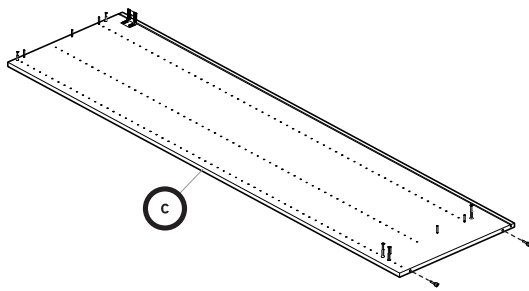
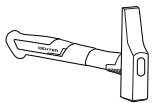
0002-0002
x7



04



0006-0004
x2



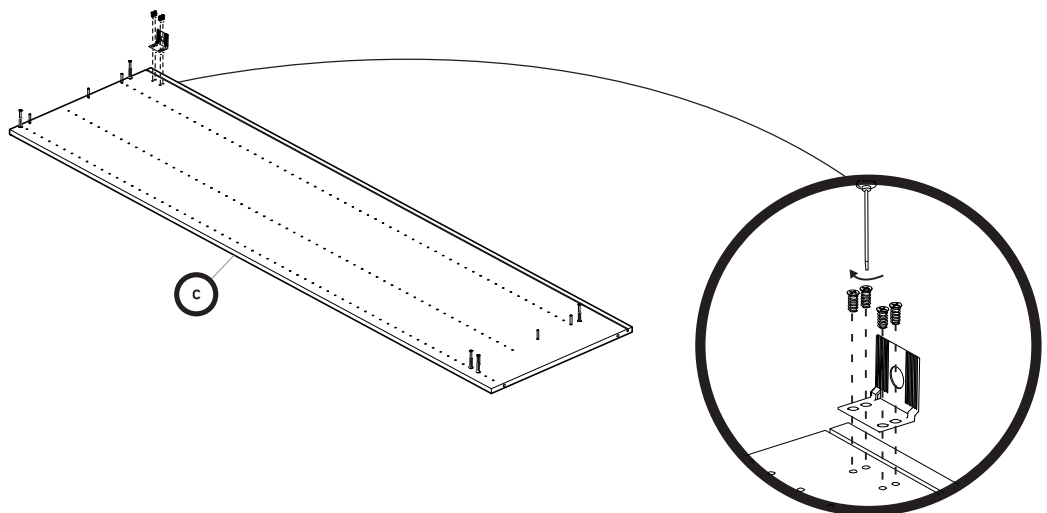
05



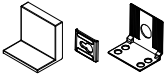
0003-0009
x1



0001-0002
x4



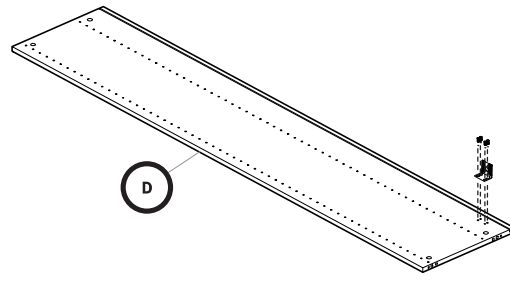
06



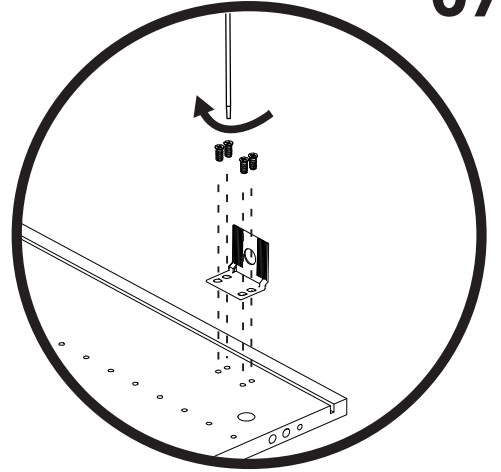
0003-0009
x1



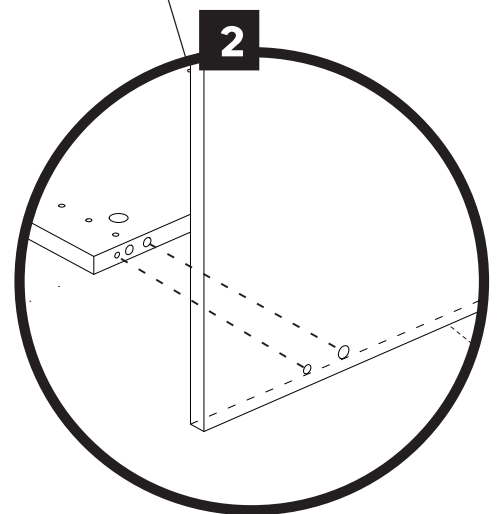
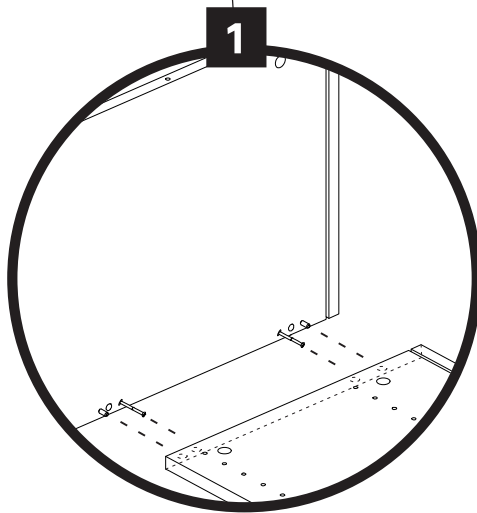
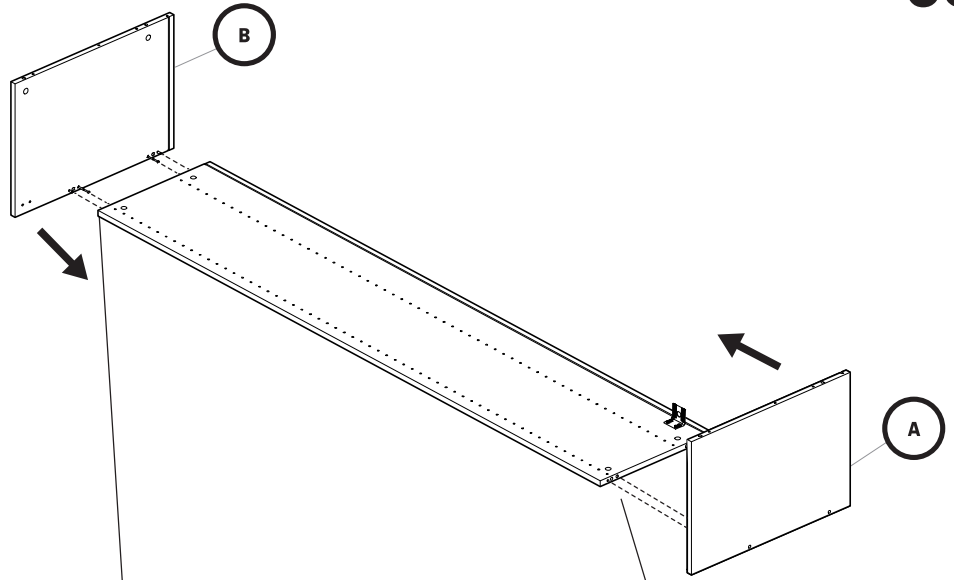
0001-0002
x4



07



08





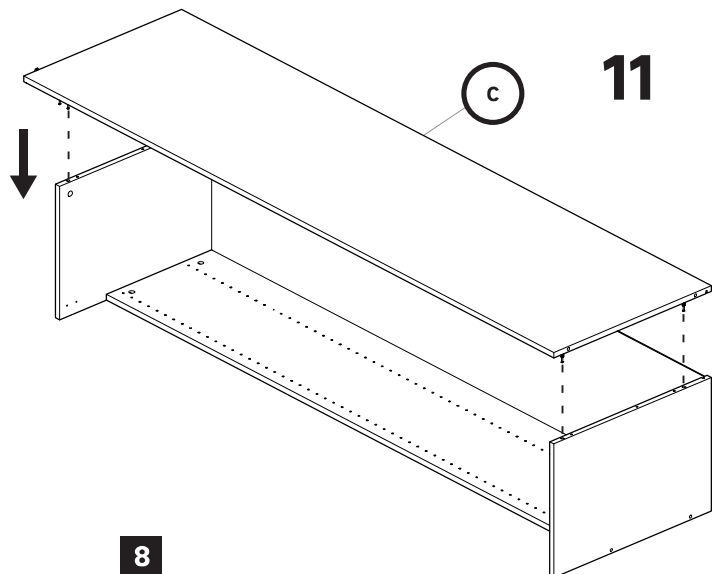
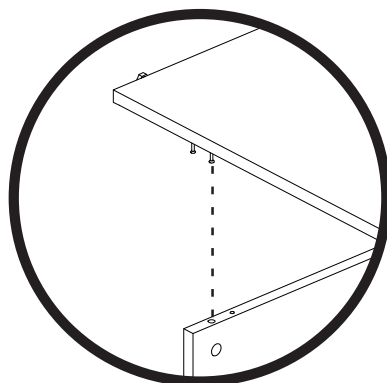
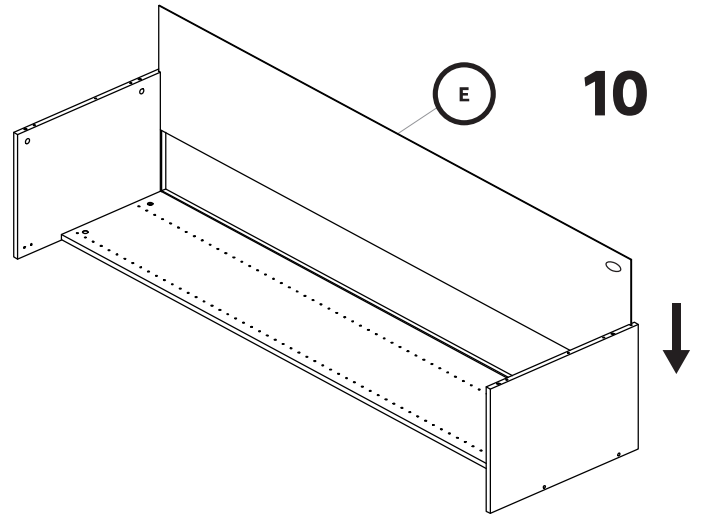
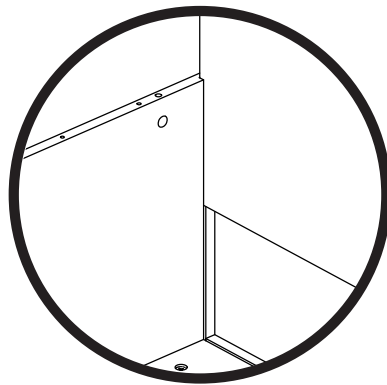
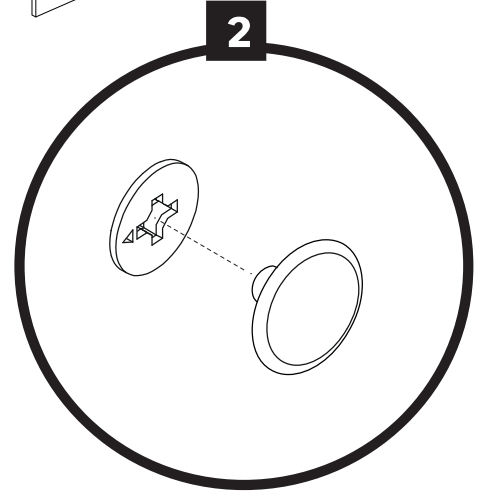
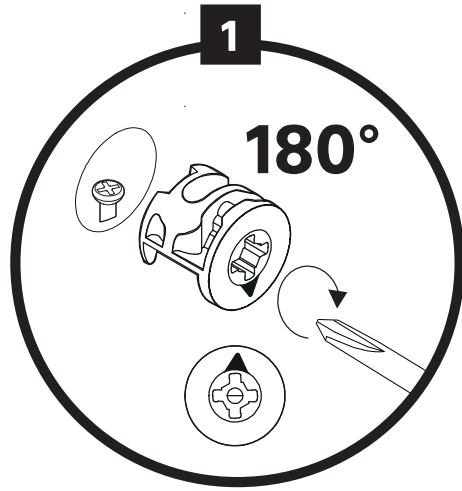
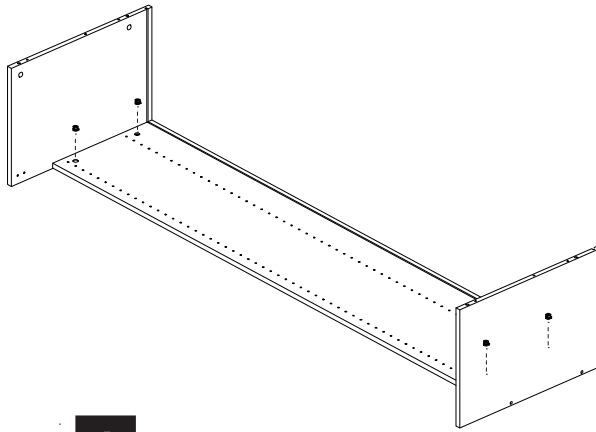
0005-0002
x 4



0002-0003
x 4

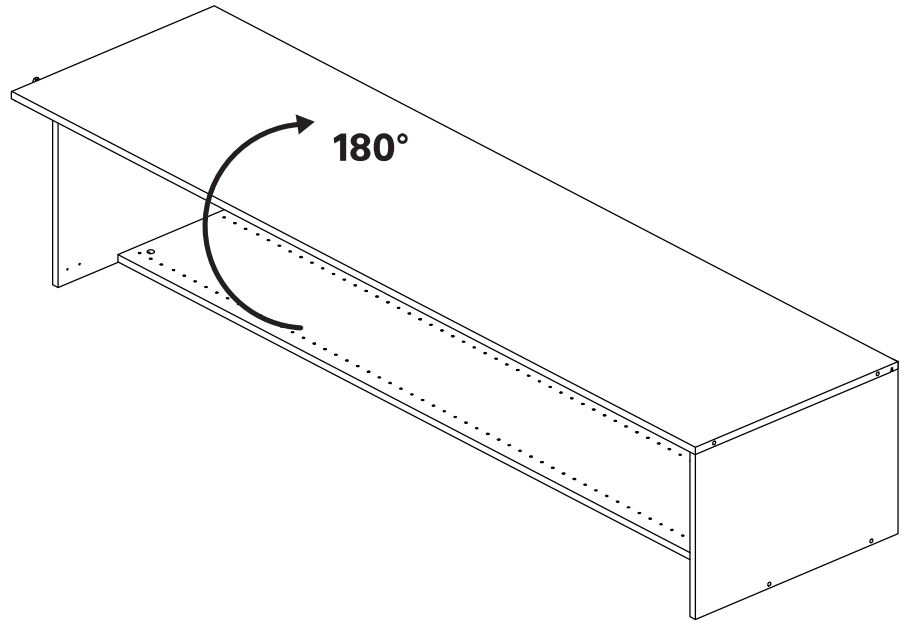


09

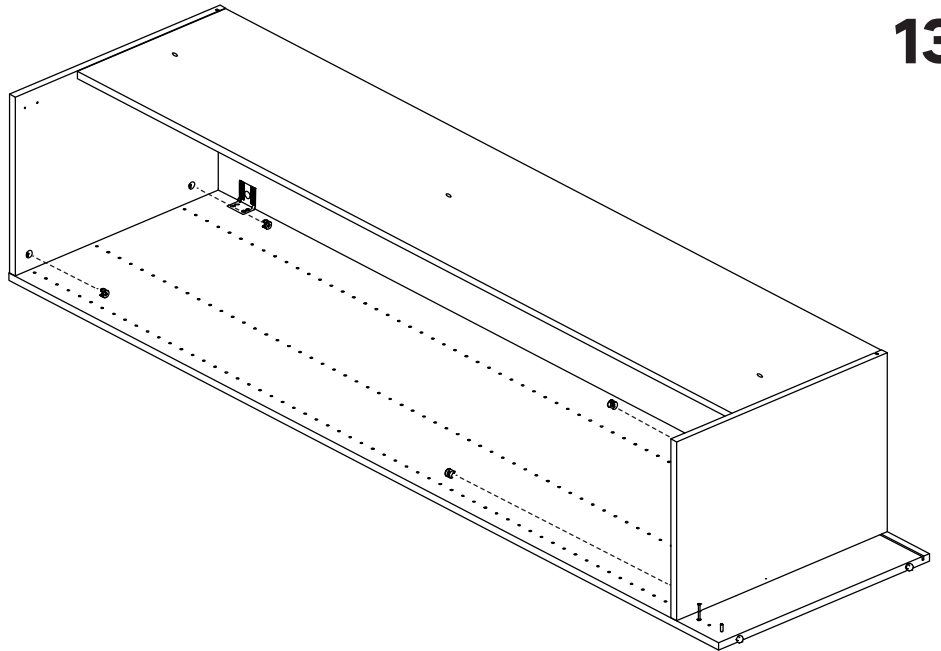


8

12



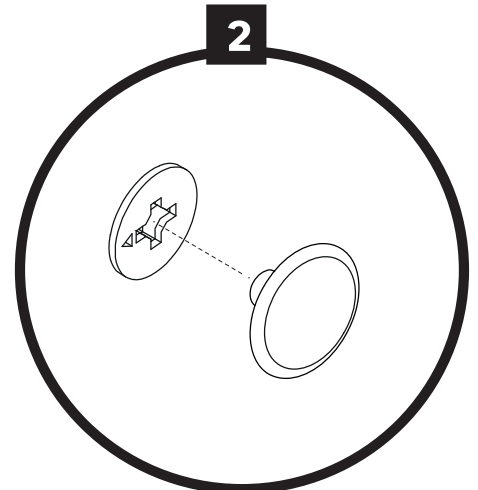
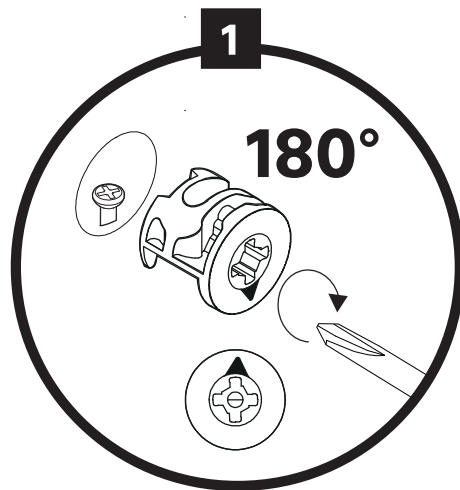
13



0005-0002
x 4



0002-0003
x 4



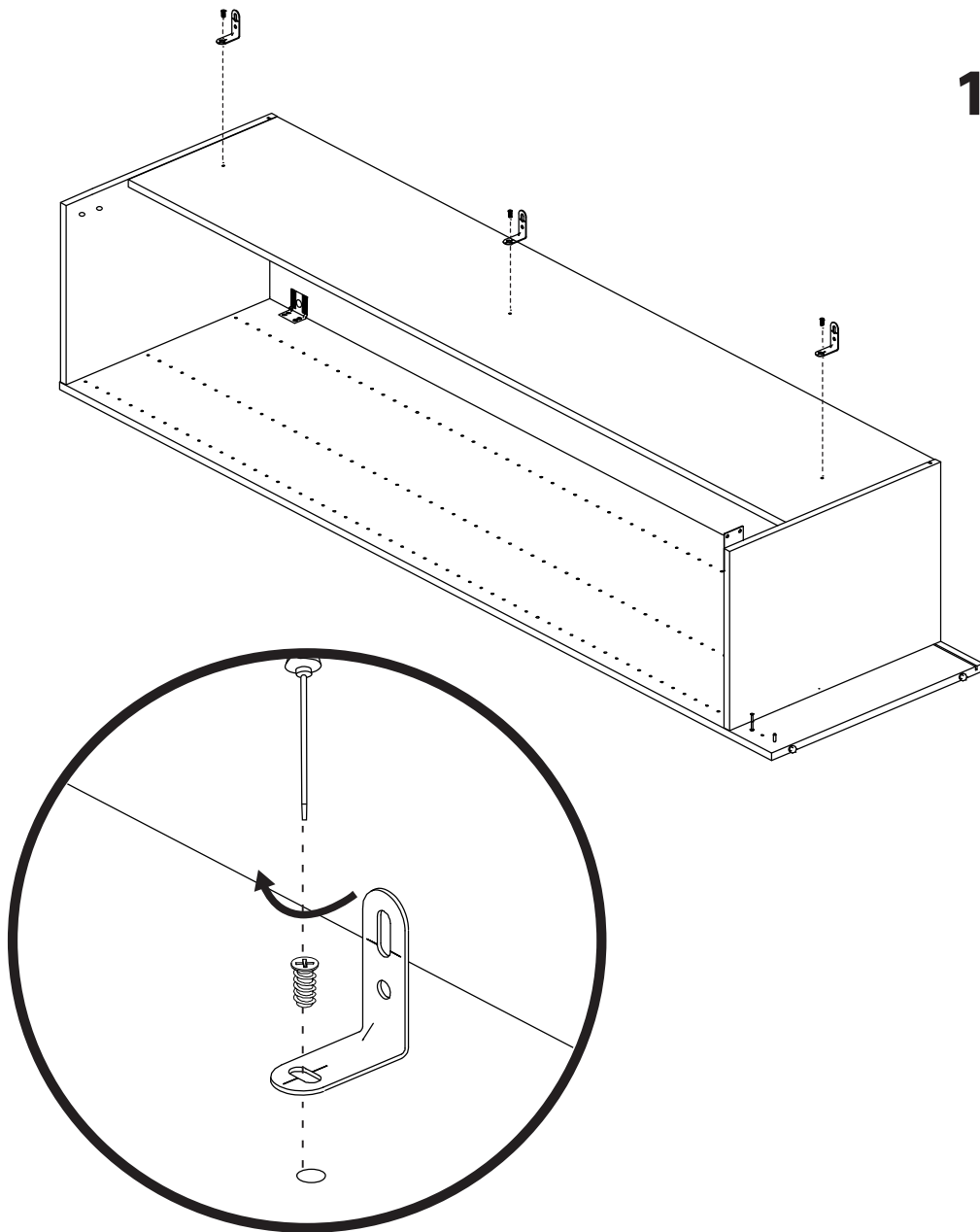
14



14020-01-900
x 3



0001-0002
x 3



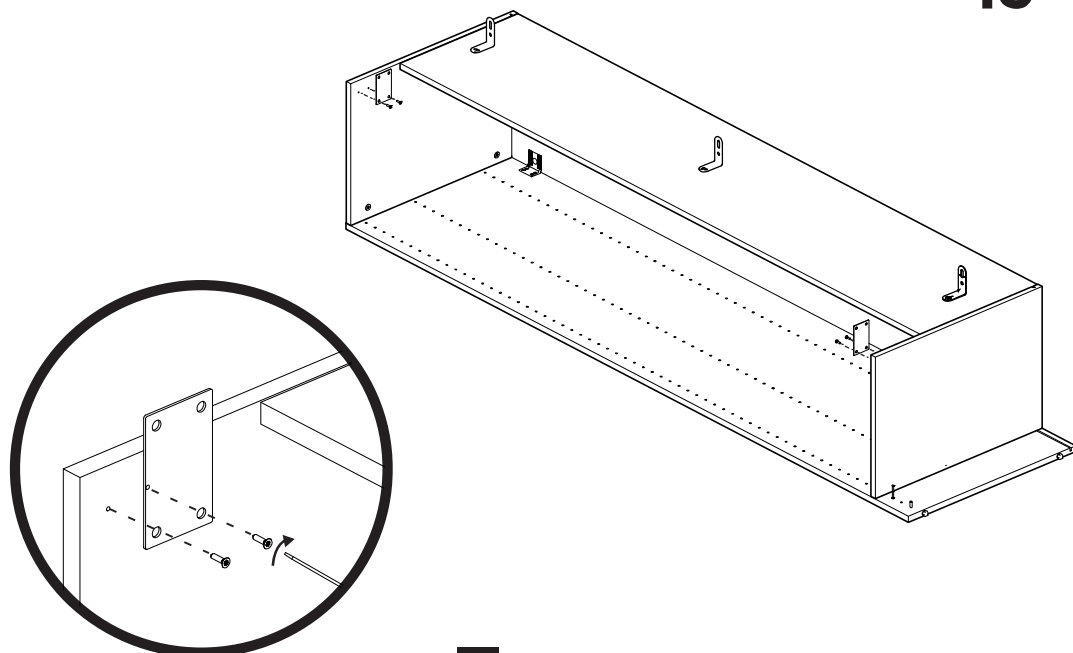
15



0009-0004
x 2



0001-0051
x 4



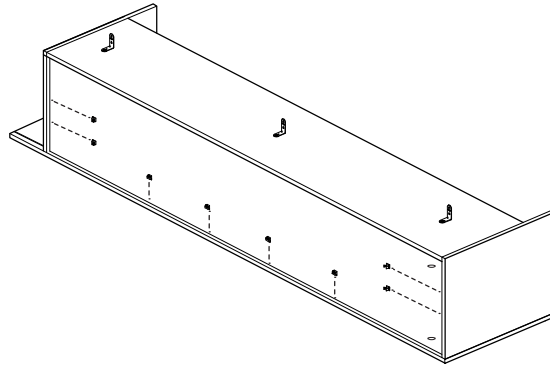
10



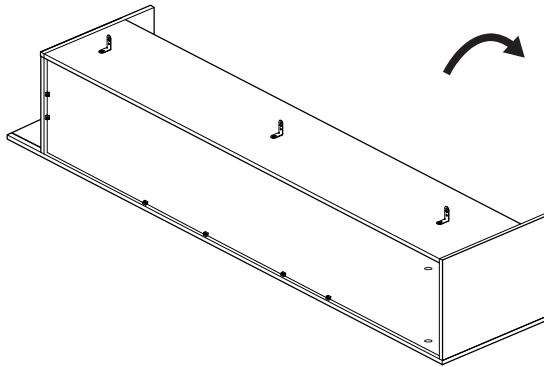
0002-0008
x12



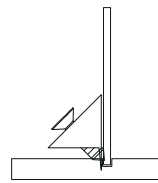
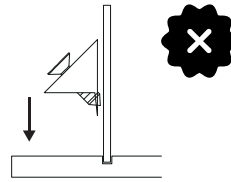
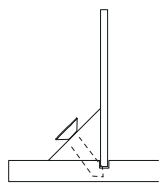
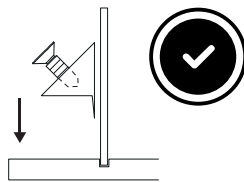
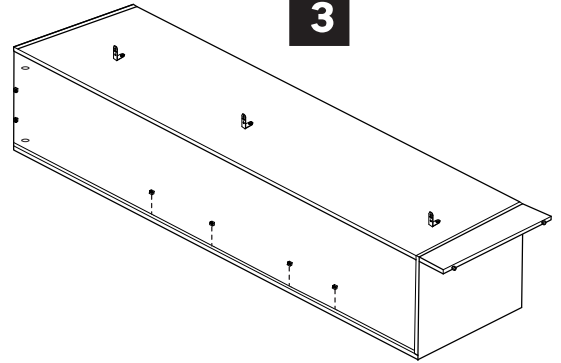
1



2



3

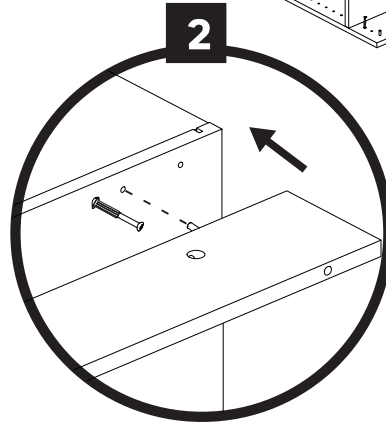
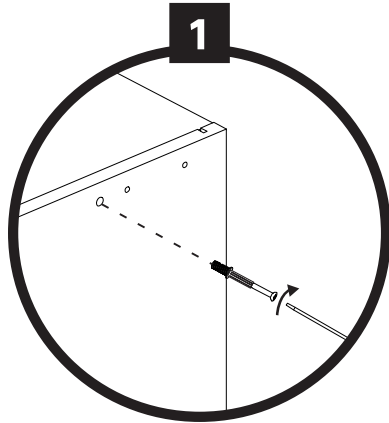
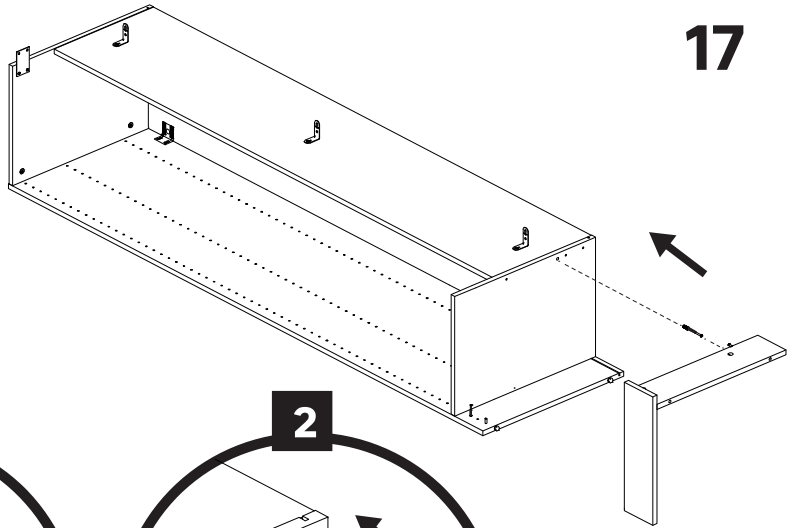




0002-0004
x1



17



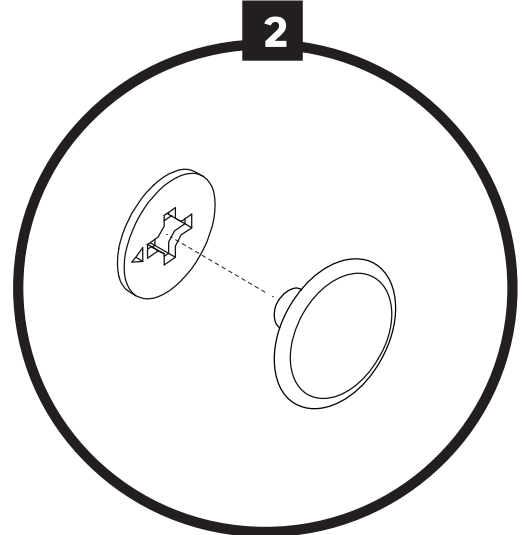
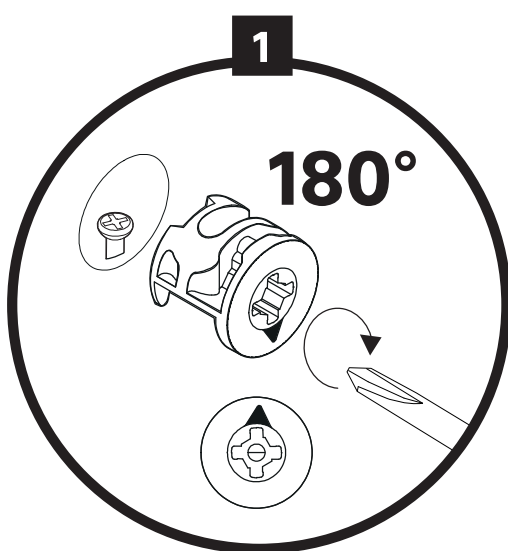
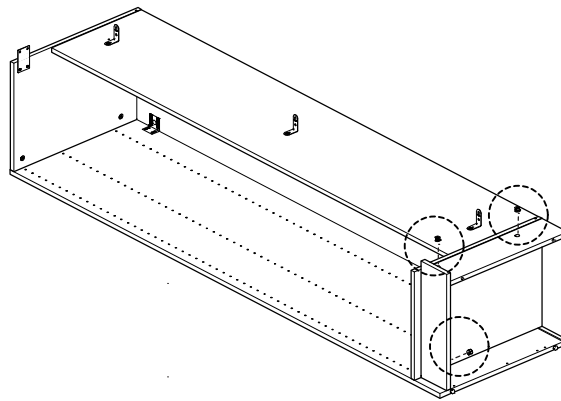
0005-0002
x3



0002-0003
x3



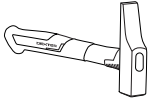
18



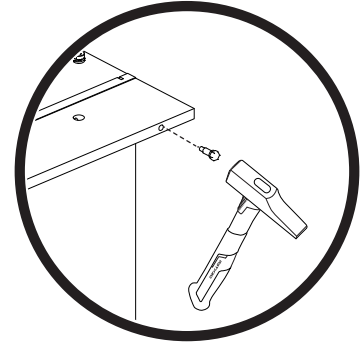
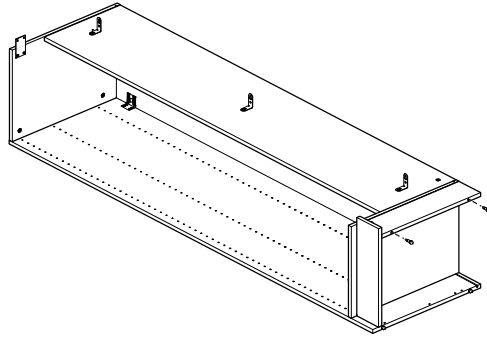
12



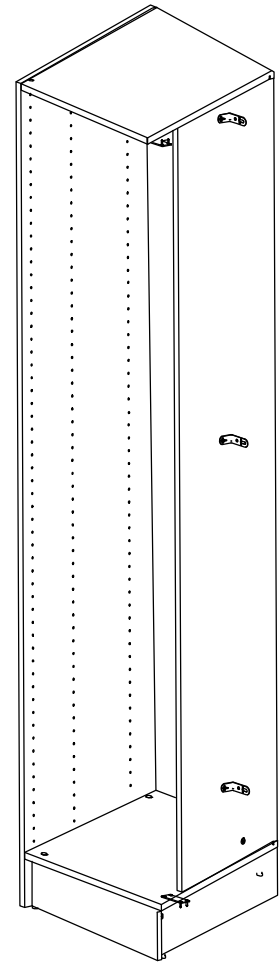
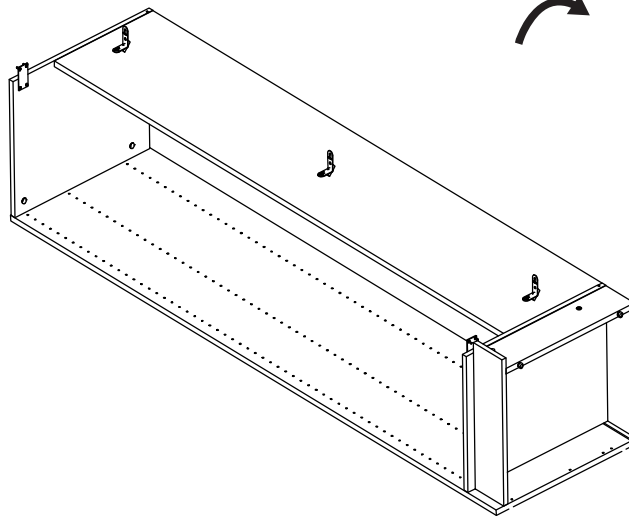
0006-0004
x 2



19



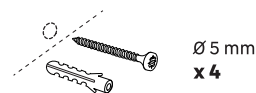
20



FR
ES
PT
IT
EL
PL
RO
EN

INSTALLATION

Instalación
Instalação
Installazione
Εγκατάσταση
Instalacja
Instalare
Installation



FR Avertissement

Pour éviter tout risque de basculement, ce meuble/cet objet doit être solidement fixé au mur. Vérifier la pertinence et la solidité du mur afin de s'assurer que le mur puisse supporter la charge du meuble/de l'objet et résister aux forces générées au niveau des fixations. Un montage mal effectué peut provoquer la chute du meuble/de l'objet et des blessures graves sur les personnes. En cas de doute concernant l'installation, demandez conseil à un vendeur spécialisé ou contactez un professionnel.

*Utiliser des vis, rondelles et chevilles adaptées au type de matériau de votre mur. Celles-ci ne sont pas incluses. Pour obtenir des conseils sur les vis et ferrures adaptées à votre mur, adressez-vous à un vendeur spécialisé.

ES Advertencia

Para evitar cualquier riesgo de que se vuelque, el mueble u objeto debe anclarse firmemente a la pared. Compruebe la adecuación y la solidez de la pared para asegurarse de que puede soportar el peso del mueble u objeto y resistir las fuerzas que se produzcan en las fijaciones. Un montaje inadecuado puede causar la caída del mueble u objeto y que se produzcan daños corporales. En caso de duda en relación a la instalación, pregunte a un vendedor especializado o recurra a un profesional.

*Utilice tornillos, arandelas y tacos adecuados para el material de la pared. El producto no incluye la tornillería ni los tacos de sujeción. Para saber cuáles son los elementos de fijación más adecuados para su pared, pregunte a un vendedor especializado.

PT Aviso

Para evitar qualquer risco de basculamento, este móvel/objeto deve ser fixo à parede de forma segura. Verifique a adequabilidade e solidez da parede para se certificar de que pode suportar a carga do móvel/objeto e resistir às forças aplicadas ao nível das fixações. Uma montagem mal feita pode originar a queda do móvel/objeto e provocar danos pessoais graves. Em caso de dúvida em relação à instalação, peça aconselhamento a um vendedor especializado ou contacte um profissional.

*Utilize parafusos, anilhas e buchas adaptadas ao tipo de material da sua parede. Estes elementos de fixação não estão incluídos. Para obter aconselhamento sobre os parafusos e ferragens adaptados à sua parede, consulte um vendedor especializado.

IT Attenzione

Per evitare un eventuale rischio di ribaltamento, il mobile/l'oggetto deve essere saldamente fissato alla parete. Verificare l'adeguatezza e la solidità della parete per essere sicuri che la stessa possa sopportare il carico del mobile/dell'oggetto e resistere alle forze generate a livello di fissaggi. Un montaggio non effettuato correttamente può provocare la caduta del mobile/dell'oggetto e lesioni gravi alle persone. In caso di dubbio circa l'installazione, rivolgetevi a un venditore specializzato o contattate un professionista.

*Utilizzare viti, rondelle e pernotti (non inclusi) adeguati al tipo di materiale della vostra parete. (non inclusi) Per informazioni su viti e ferramenta adatti alla vostra parete, rivolgetevi a un venditore specializzato.

EL Προειδοποίηση

Για την αποφυγή οποιουδήποτε κινδύνου ανατροπής, το έπιπλο/ αντικείμενο πρέπει να στερεώνεται σταθερά στον τοίχο. Βεβαιωθείτε για την καταλληλότητα και σταθερότητα του τοίχου, προκειμένου να διασφαλίσετε ότι μπορεί να υποστηρίξει το φορτίο του επίπλου/ αντικειμένου και να αντέξει στις δυνάμεις που δημιουργούνται στα σημεία των στηριγμάτων. Η κακή τοποθέτηση μπορεί να οδηγήσει σε πτώση του επίπλου/ αντικειμένου και σοβαρούς τραυματισμούς ατόμων. Σε περίπτωση αμφιβολίας σχετικά με την εγκατάσταση, ζητήστε συμβουλές από έναν εξειδικευμένο πωλητή ή καλέστε έναν επαγγελματία.

*Χρησιμοποιήστε κατάλληλες βίδες, ροδέλες και ούπα ανάλογα με το υλικό της τοιχοποιίας σας. Τα υλικά αυτά δεν περιλαμβάνονται. Για συμβουλές σχετικά με τις βίδες και τα μεταλλικά στηρίγματα που ενδείκνυται για τον τοίχο σας, απευθυνθείτε σε έναν εξειδικευμένο πωλητή.

PL Ostrzeżenie

Aby uniknąć ryzyka przewrócenia, mebel/produkt musi zostać solidnie przymocowany do ściany. Sprawdź, czy ściana jest odpowiednia i solidna, aby mieć pewność, że jest w stanie utrzymać obciążenie mebla/produktu i siły na poziomie mocowań. Nieprawidłowo wykonany montaż może spowodować upadek mebla/produktu prowadzący do poważnych obrażeń ciała. W razie wątpliwości dotyczących montażu, należy zasięgnąć porady u kompetentnego sprzedawcy lub skontaktować się z fachowcem.

*Użyj śrub, podkładek i kotków odpowiednich do rodzaju ściany. Elementy te nie są dołączone do zestawu. Aby zasięgnąć porady na temat odpowiednich śrub i okuć należy skontaktować się z kompetentnym sprzedawcą.

RO Avertizare

Pentru a evita orice risc de basculare, această mobilă/acest obiect trebuie fixat/ă bine de perete. Verificați rezistența și soliditatea peretelui, pentru a vă asigura că acesta poate suporta greutatea mobilei/obiectului și poate rezista forțelor generate la nivelul dispozitivelor de fixare. Montarea efectuată greșit poate determina căderea mobilei/obiectului și vătămarea gravă a persoanelor. În caz de dubii privind instalarea, cereți sfatul unui comerciant specializat sau contactați un profesionist.

*Utilizați șuruburi, șaibe și dibluri adaptate tipului de material a peretelui. Acestea nu sunt incluse. Pentru a obține recomandări privind șuruburile și piesele adaptate peretelui dvs., adresați-vă unui comerciant specializat.

EN Warning

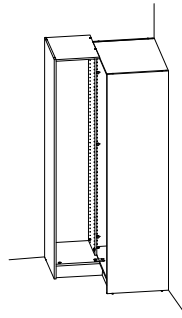
EN_WARNING:

To avoid any risk of toppling, this furniture item/object must be securely attached to the wall. Check the suitability and the strength of the wall to ensure that the wall can bear the load of the furniture/object and withstand the forces put on the securing elements. Improper installation can result in the furniture/object falling and cause serious injuries to people. In case of a doubt regarding the installation, ask for advice from a specialised sales assistant or contact a professional.

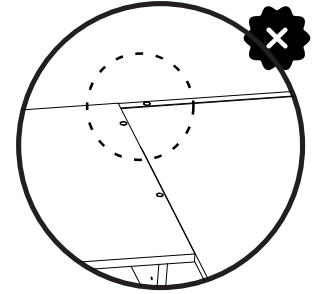
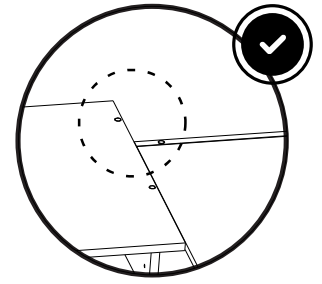
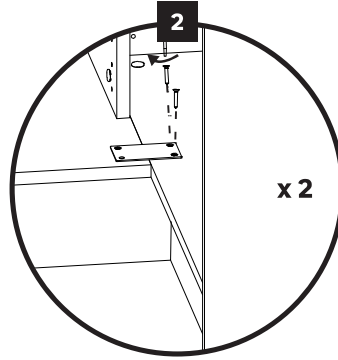
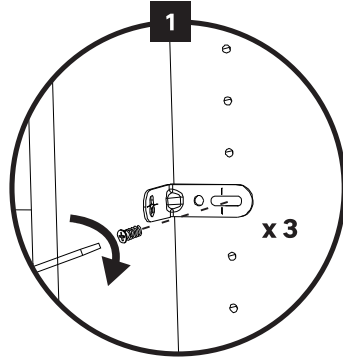
*Use screws, washers and plugs suited to the type of material of your wall. These are not included. To obtain advice on the screws and fittings suited to your wall, ask a specialised sales assistant.

0001-0002
x 3

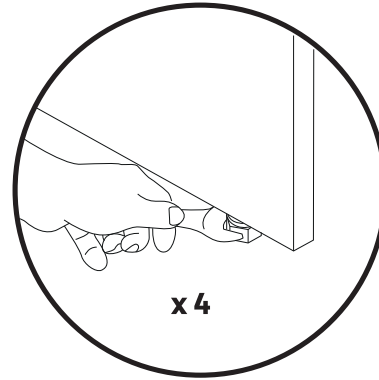
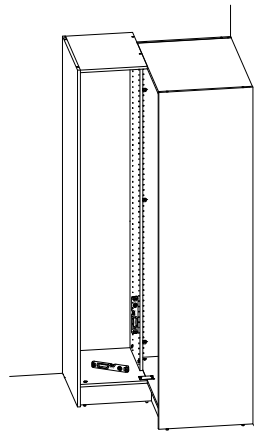
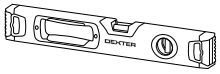
0001-0051
x 4



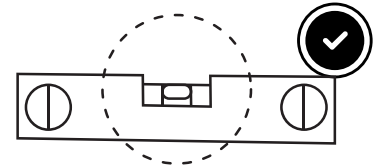
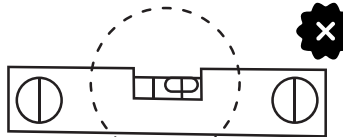
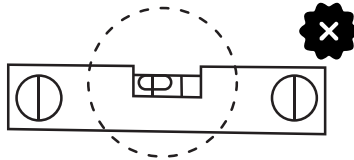
21



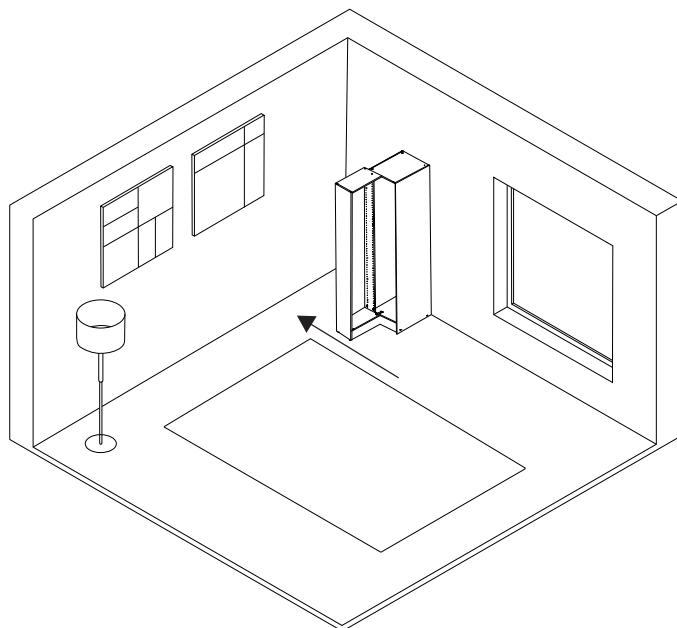
0007-0002
x 1

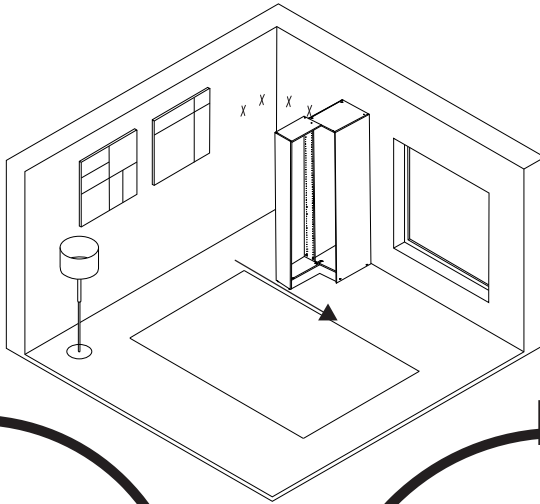
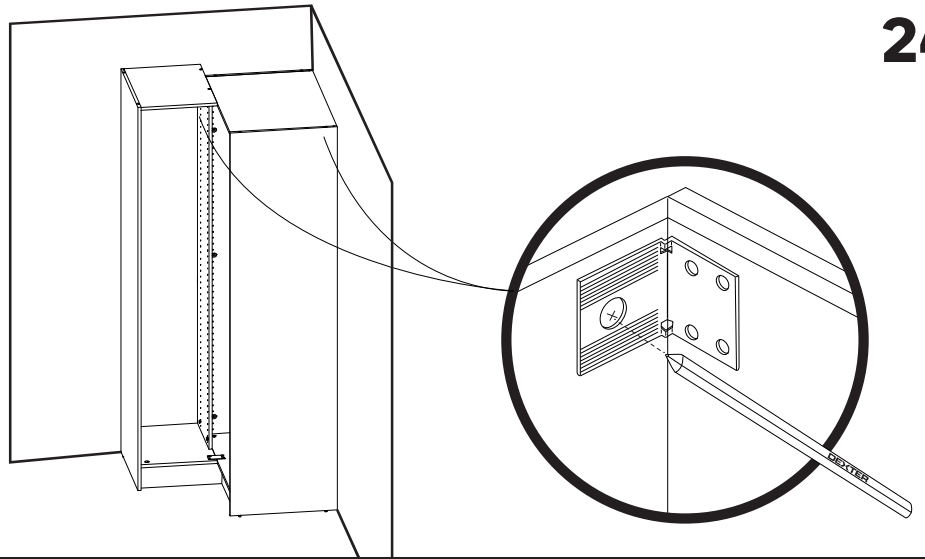


22

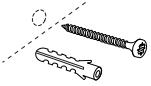
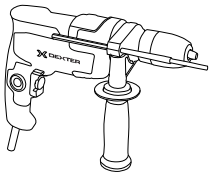


23

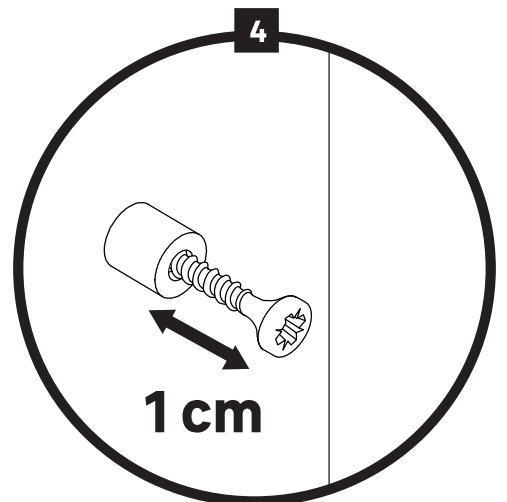
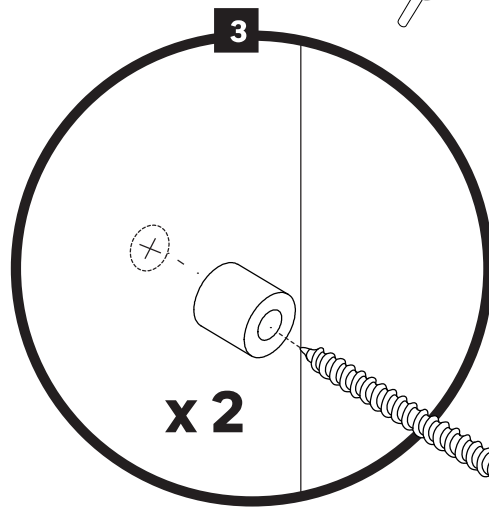
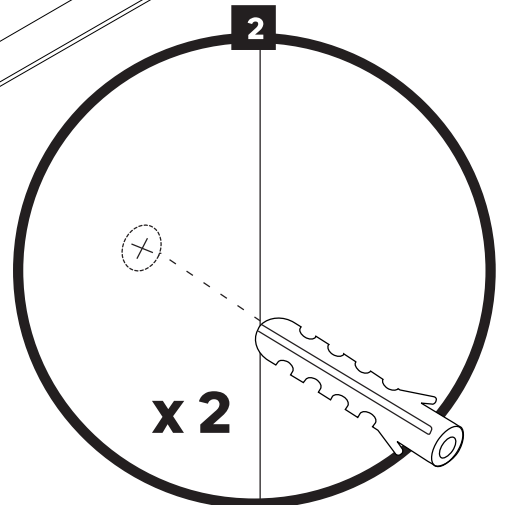
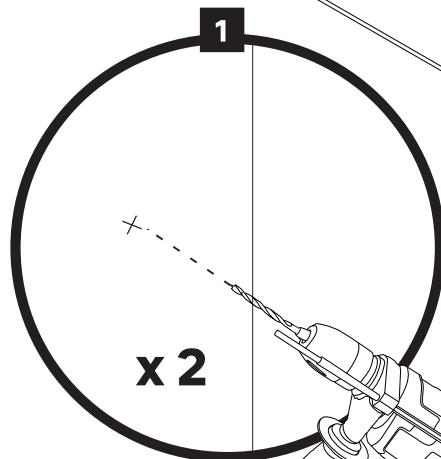


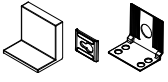


0008-0002
x 2

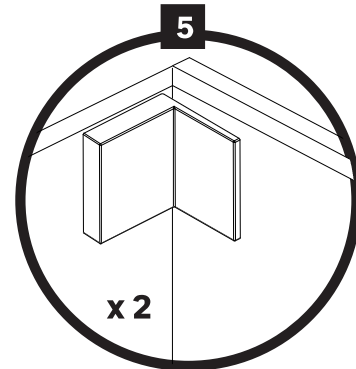
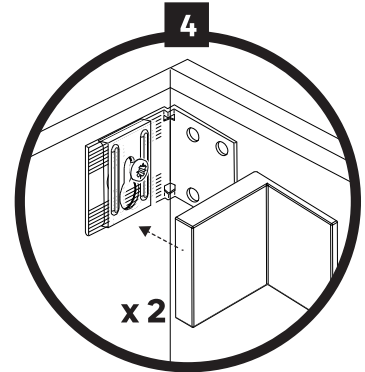
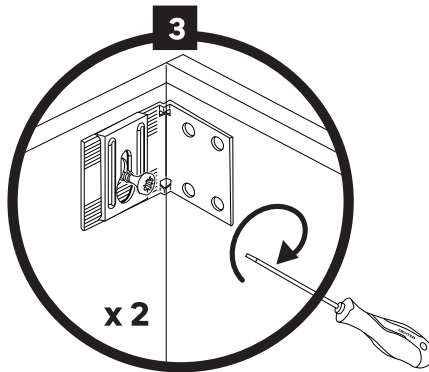
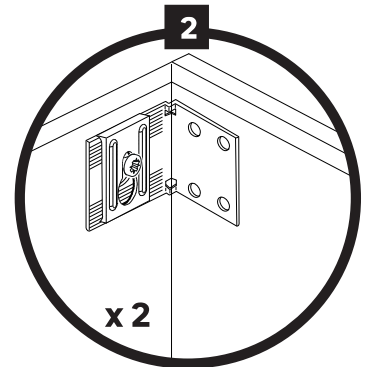
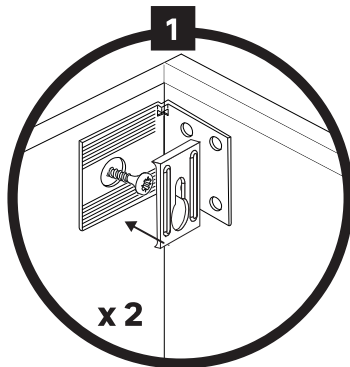
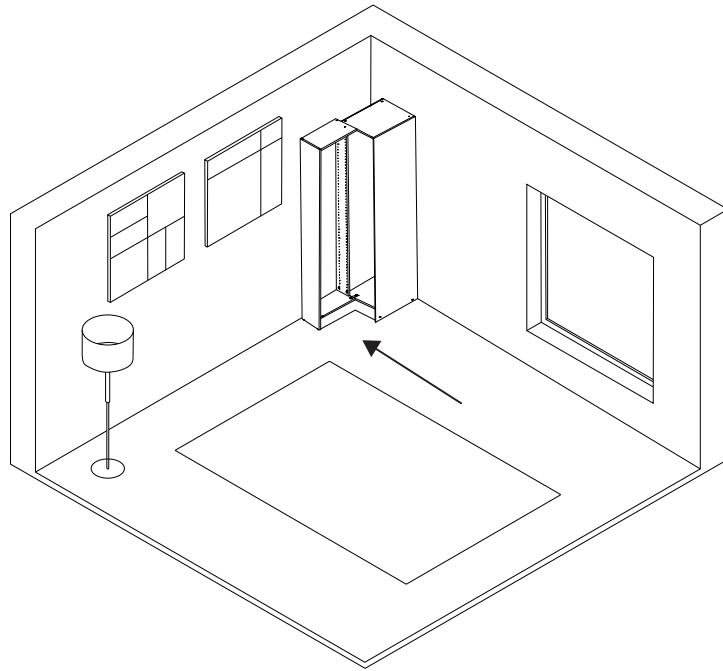


Ø 5 mm
x 4



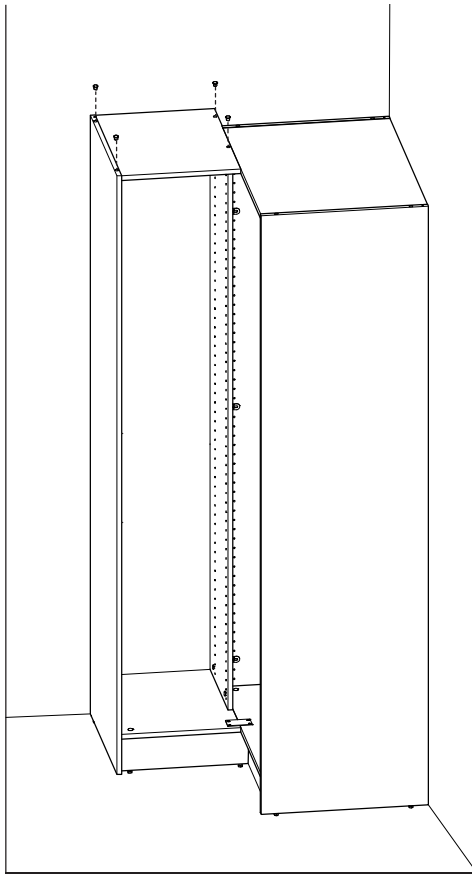


0003-0009
x 2

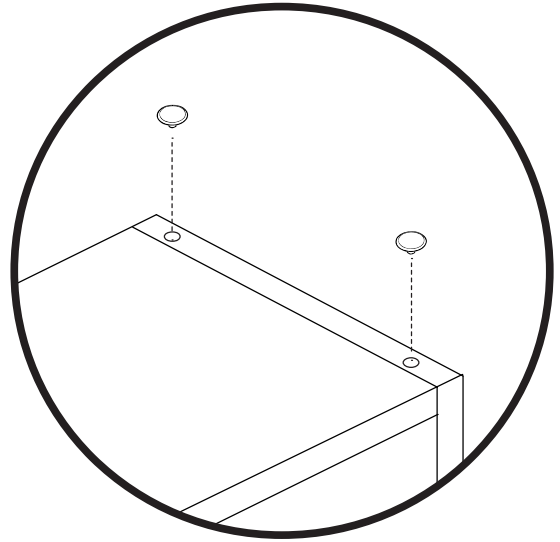




0005-0003
x 4



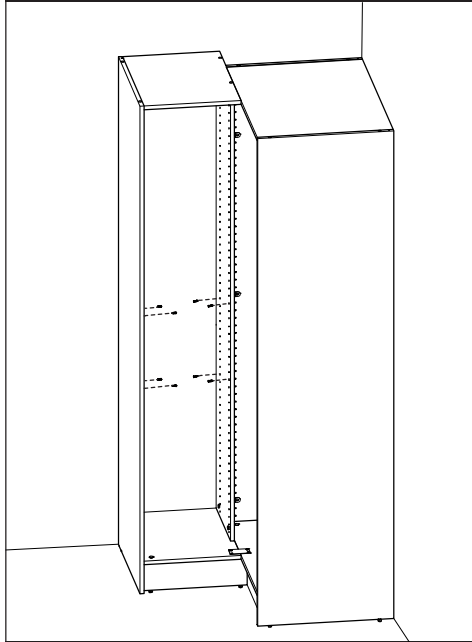
27



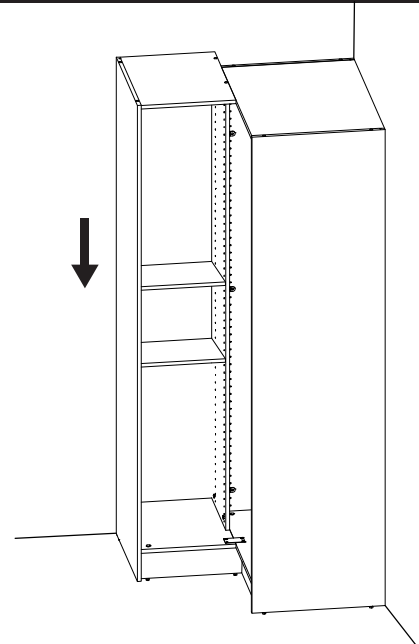
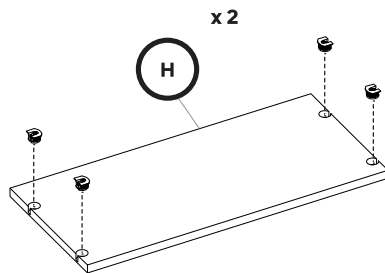
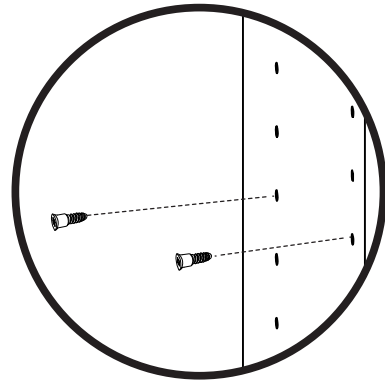
0002-0018
x 8



0002-0017
x 8




28


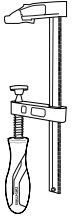


29



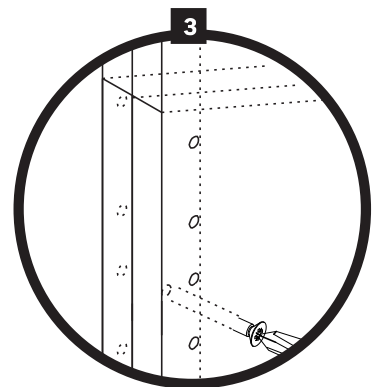
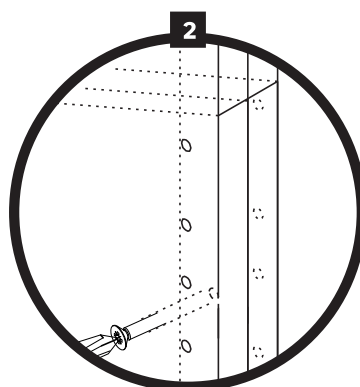
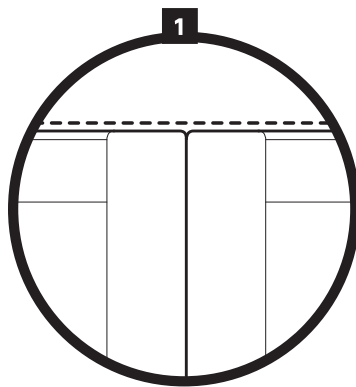
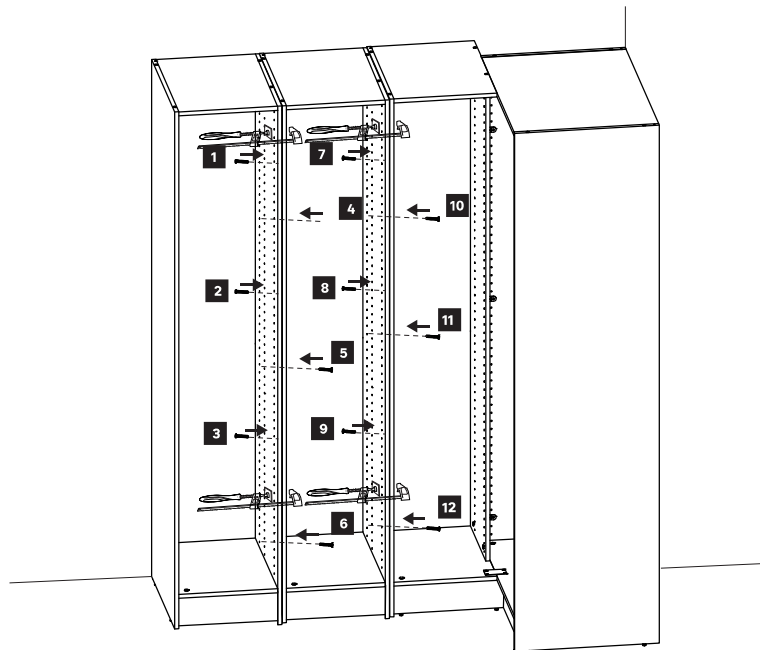
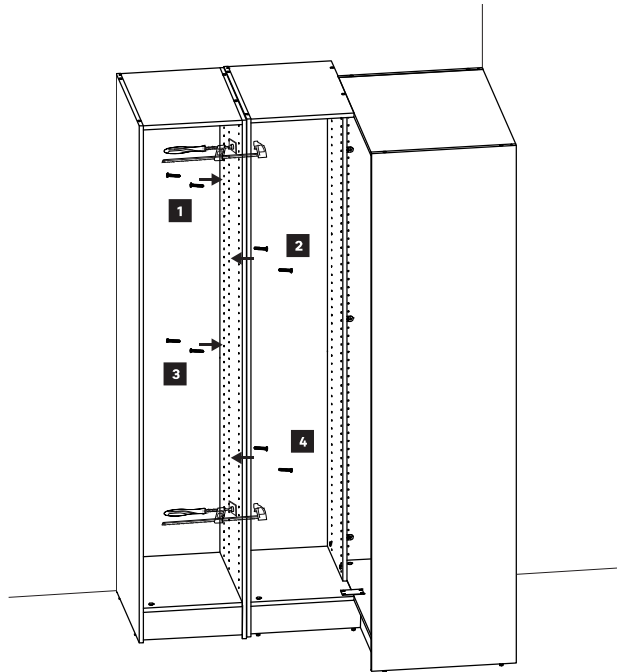
18



0001-0046
x 8 (4x 2)



0001-0046
x 12 (4x 3)



19



FR Ce meuble se recycle, s'il n'est plus utilisable, déposez-le en déchèterie. Notice à trier. Pour en savoir plus : www.quefairedemesdechets.fr



FR **Etiquette de traçabilité présente sur le produit. Référence à communiquer en cas de demande.**

ES Si ya no puede utilizarse, este mueble se puede reciclar, depositelo en la unidad de clasificación de residuos.

PT Este móvel é reciclável. Quando deixar de ser utilizado, deposite-o num centro de reciclagem de resíduos.

IT Questo mobile può essere riciclato, portatelo in un'isola ecologica se inutilizzabile.

EL ο έπιπλο αυτό είναι ανακυκλώσιμο, εάν δεν μπορεί πλέον να χρησιμοποιηθεί τοποθετήστε το σε χώρο αποβλήτων.

PL Mebel ten poddawany jest recyklingowi, kiedy przestaje być użyteczny należy go dostarczyć do punktu zbiórki odpadów.

RO Această piesă de mobilier este reciclabilă. Dacă nu mai poate fi folosită, vă rugăm să o duceți la centrul de reciclare a deșeurilor.

EN This piece of furniture is recyclable. If it cannot be used anymore, please take it to the waste recycling centre.

ES El producto cuenta con una etiqueta de trazabilidad. En caso de reclamación, indicar esta referencia.

PT Etiqueta de reatrababilidade presente no produto. Referência a comunicar se solicitado.

IT Etichetta di tracciabilità presente sul prodotto. Codice da comunicare in caso di domanda.

EL τικέτα ιχνηλασιμότητας πάνω στο προϊόν. κωδικός αναφοράς πρέπει να αναφέρεται σε περίπτωση αιτήματος.

PL Etykieta identyfikacyjna znajduje się na produkcie. Dane referencyjne należy podać w przypadku pytań.

RO Etichetă de trasabilitate prezentă pe produs. Dacă se solicită, comunică această referință.

EN Traceability label affixed to the product. Reference to quote if requested.

15
YEAR
Guarantee*

FR **Garantie 15 ans**

ES Garantía 15 años

PT Garantia 15 anos

IT Garanzia 15 anni

EL Εγγύηση 15 ετών

PL Gwarancja 15 lata

RO Garanție 15 ani

EN 15 years warranty

Imported by Adeo South Africa (PTY) LTD T/A Leroy Merlin, Hosted in Leroy Merlin Fourways Store, 35 Roos Street, Witkoppen Ext 97, Sandton, 2191 Johannesburg, Gauteng, South Africa. Tel: +27 10 493 8000 Email: contact@leroymerlin.co.za

Adeo Services

135, rue Sadi Carnot
CS 00001
59790 Ronchin - France



FR

Donnez ou recyclez vos meubles.



Association

ou



Magasin

ou



Déchèterie

<https://quefairedemesdechets.fr>

