

# DEF'PRO

## ETAB 1230

### NOTICE ORIGINALE

























V1.0



DOMAC  
ZI des forges - 53, route de Foëcy  
18100 Vierzon - FRANCE  
Tél. 02 48 53 05 75 - Fax : 02 48 53 05 76 ww  
[www.domac.fr](http://www.domac.fr) / [info-contact@domac.fr](mailto:info-contact@domac.fr)



# COMPOSITION DU PRODUIT

No.	Pièce	Qté.	No.	Pièce	Qté.
A		1	E7		1
B		4	E8		1
C		1	F		1
D		1	G		1
E		3	H		1
E1	 (M8x90)	8	I1		4
E2	 (5mm)	2	I2		8
E3	 (M10x40)	4	I3		4
E4	 (M4x25)	34	I4		4
E5	 (M8x50)	4	J		4
E6	 (M3x15)	2	K		4

## Outillage nécessaire au montage (non fourni)





Tournevis cruciforme

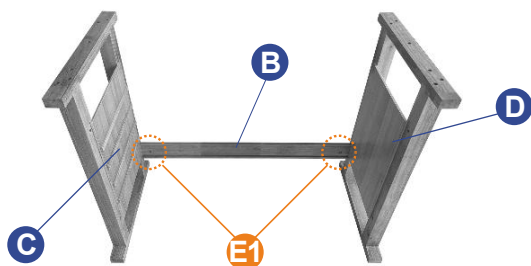


VISSEUSE ELECTRIQUE




## ETAPE 1

B		1
C		1
D		1
E1	 (M8x90)	2





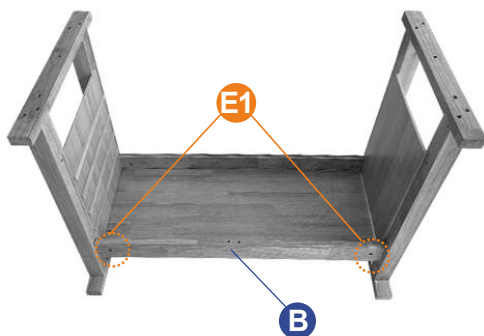
## ETAPE 2

E		1
---	---	---




## ETAPE 3

B		1
E1	 (M8x90)	2




## ETAPE 4

<b>E3</b>	 (M10x40)	<b>4</b>
-----------	---	----------






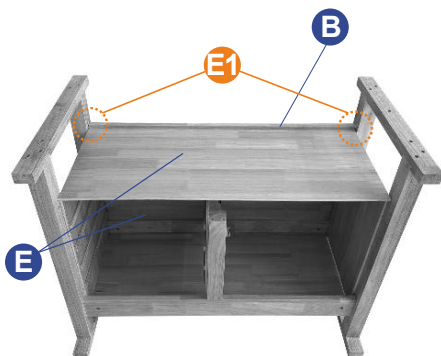
## ETAPE 5

<b>G</b>		<b>1</b>
----------	---	----------






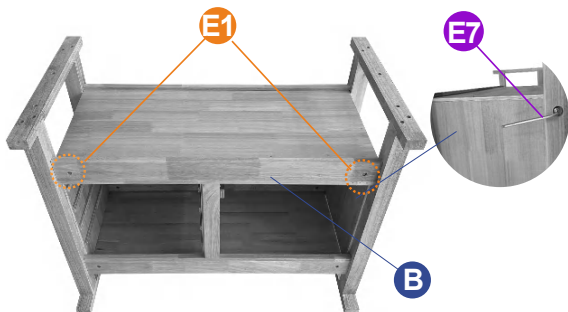
## ETAPE 6

<b>B</b>		<b>1</b>
<b>E</b>		<b>2</b>
<b>E1</b>	 (M8x90)	<b>2</b>



## ETAPE 7

B		1
E1	 (M8x90)	2
E7		1





## ETAPE 8

E4	 (M4x25)	2
----	--	---





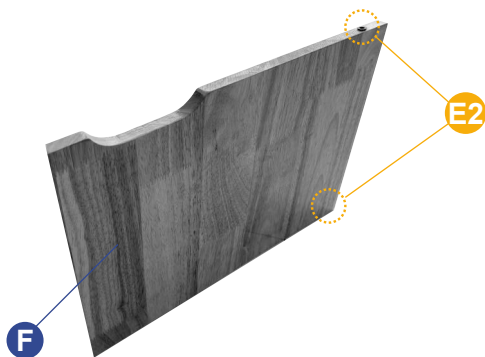
## ETAPE 9

E6	 (M3x15)	1
----	--	---




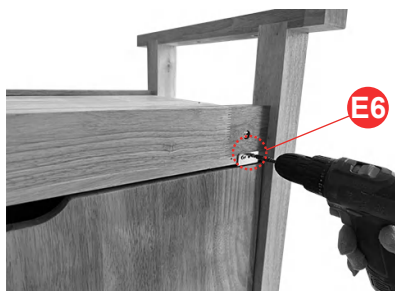
## ETAPE 10

E2		2
F		1








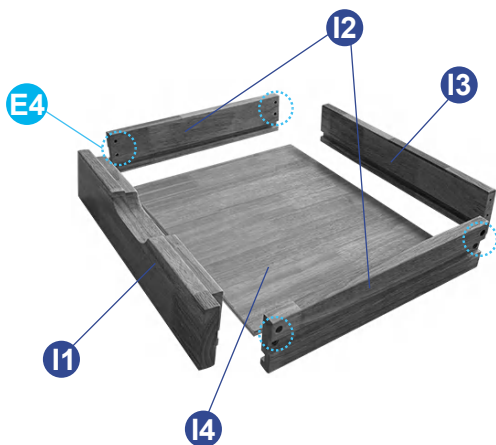
## ETAPE 11

E6		1
----	---	---





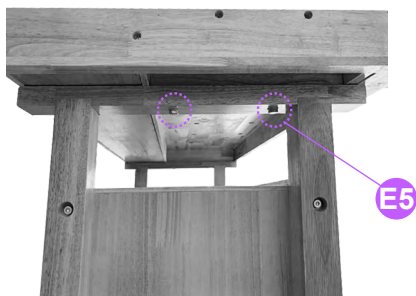
## ETAPE 12

I1		4
I2		8
I3		4
I4		4
E4		32






## ETAPE 13

A		1
E5	 (M8x50)	4



## ETAPE 14

H		1
J		4
K		4

