

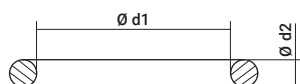
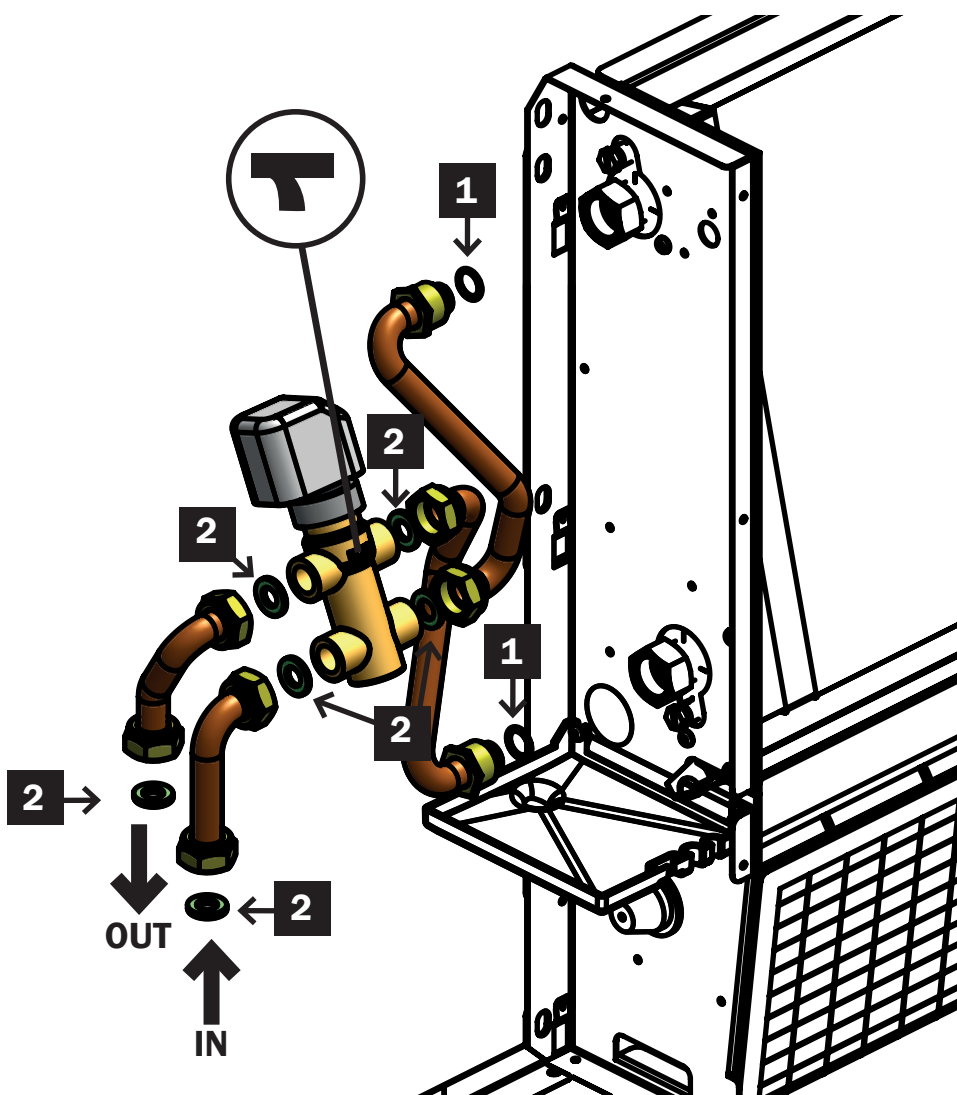
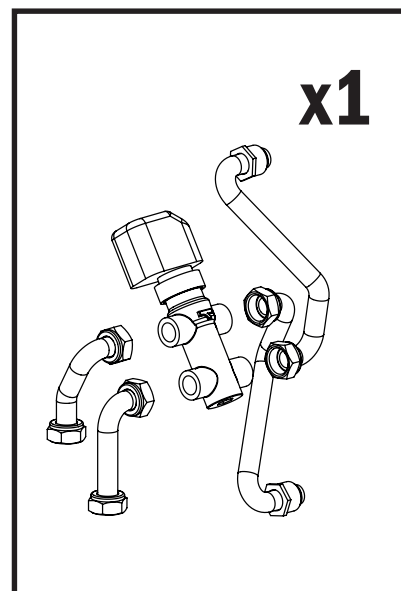


ISTRUZIONI MONTAGGIO

KIT valvola 3 vie 1/2" completo di servocomando.

ASSEMBLY INSTRUCTIONS

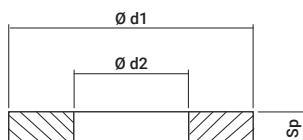
KIT 3-Way 1/2" valve, complete with Actuator.



1. Guarnizione O-RING O-RING gasket

$\varnothing d1 = 12,42 \text{ mm}$
 $\varnothing d2 = 1,78 \text{ mm}$

EPDM Material



2. Guarnizione Klinger 1/2" Klinger 1/2" gasket

$\varnothing d1 = 18,5 \text{ mm}$
 $\varnothing d2 = 10,0 \text{ mm}$
 $Sp. = 2 \text{ mm.}$

KLINGERSIL Material