Delinia iD

D40 S
D45 S
D60 S



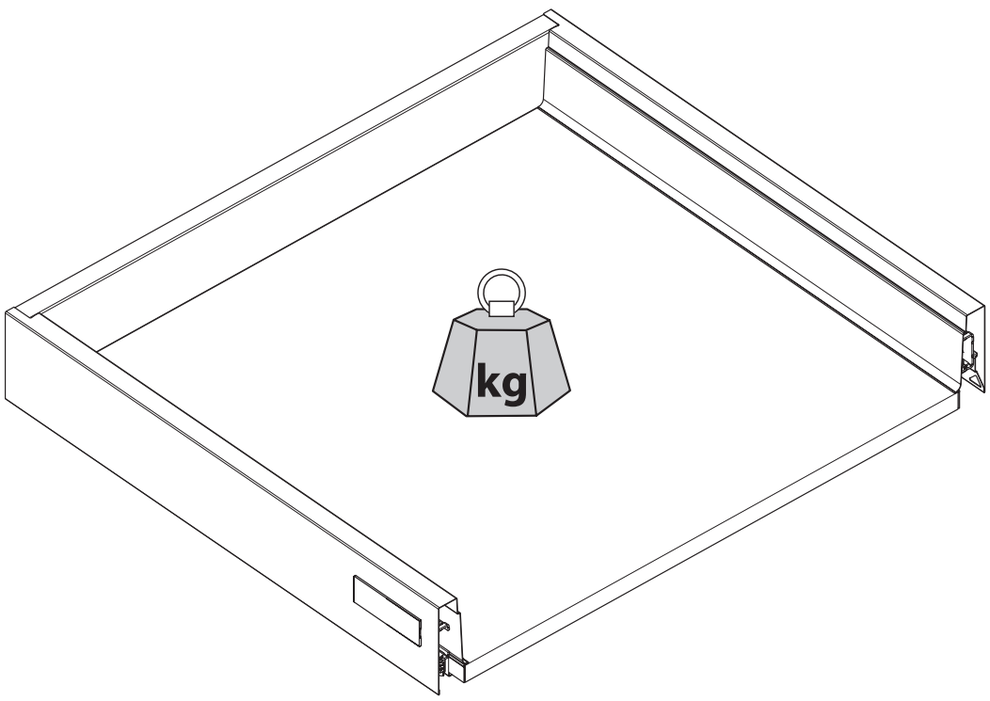







2026/04-V04

- **FR** Manuel d’Instructions
- **ES** Manual de Instrucciones
- **PT** Manual de Instruções
- **IT** Manuale di Istruzioni
- **EL** Εγχειρίδιο Οδηγιών
- **PL** Instrukcją Obsługi
- **RO** Manual de Instrucţiuni
- **EN** Instructions Manual

MTA_924477302_MO477_Adeo.indd 1 22.04.2026 08:33:33

D40 S
D45 S
D60 S

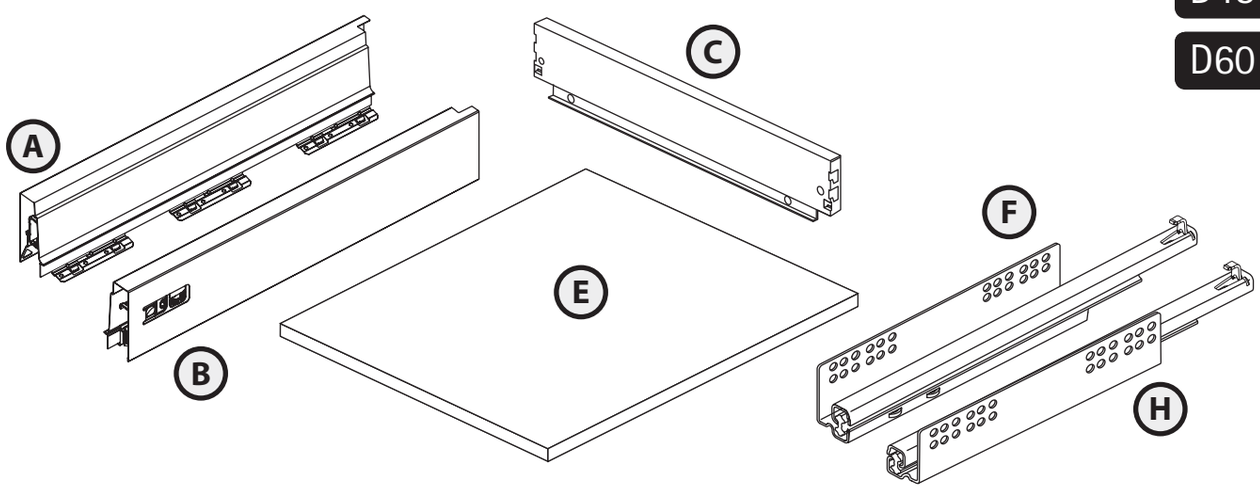

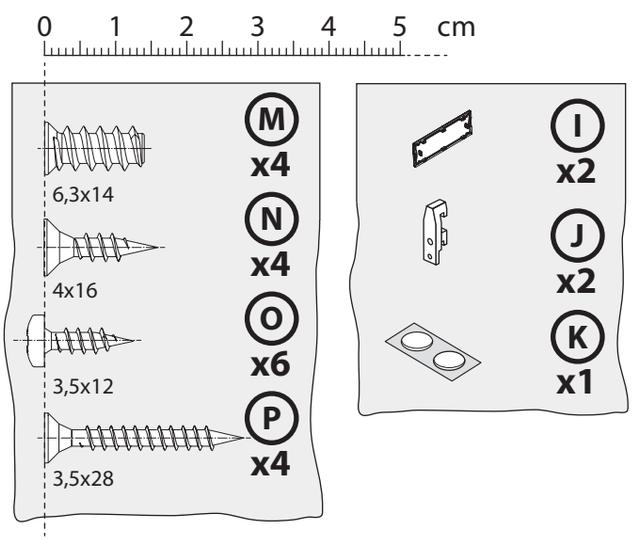

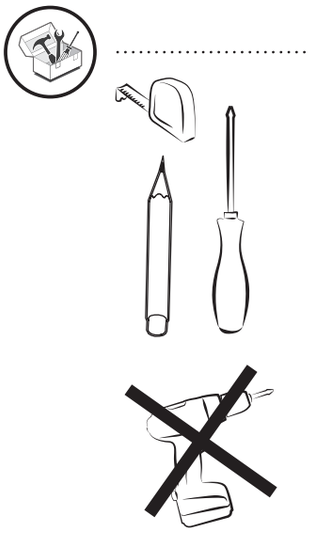

DIF40 S
DIF45 S
DIF60 S

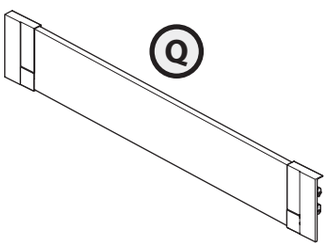



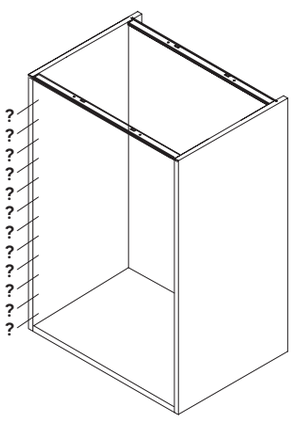





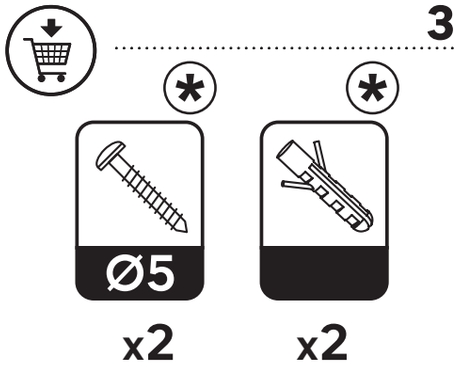

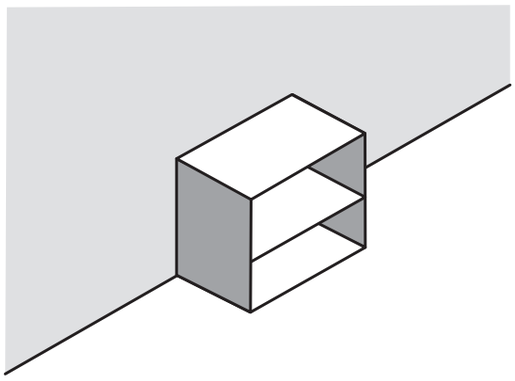

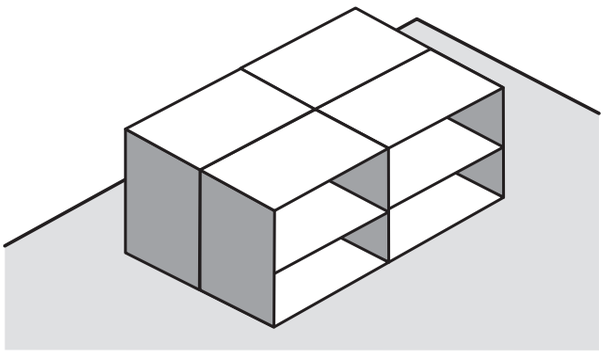

FR/ AVERTISSEMENT :
Pour éviter tout risque de basculement, ce meuble/cet objet doit être solidement fixé au mur/ ou sol. Vérifier la pertinence et la solidité du mur afin de s'assurer que le mur puisse supporter la charge du meuble/de l'objet et résister aux forces générées au niveau des fixations. Un montage mal effectué peut provoquer la chute du meuble/de l'objet et des blessures graves sur les personnes. En cas de doute concernant l'installation, demandez conseil à un vendeur spécialisé ou contactez un professionnel.
⍟Utiliser des vis, rondelles et chevilles adaptées au type de matériau de votre mur. Celles-ci ne sont pas incluses. Pour obtenir des conseils sur les vis et ferrures adaptées à votre mur, adressez-vous à un vendeur spécialisé.

ES/ ADVERTENCIA:
Para evitar cualquier riesgo de que se vuelque, el mueble u objeto debe anclarse firmemente a la pared o al suelo. Compruebe la adecuación y la solidez de la pared para asegurarse de que puede soportar el peso del mueble u objeto y resistir las fuerzas que se produzcan en las fijaciones. Un montaje inadecuado puede causar la caída del mueble u objeto y que se produzcan daños corporales. En caso de duda en relación a la instalación, pregunte a un vendedor especializado o recurra a un profesional.
⍟Utilice tornillos, arandelas y tacos adecuados para el material de la pared. El producto no incluye la tornillería ni los tacos de sujeción. Para saber cuáles son los elementos de fijación más adecuados para su pared, pregunte a un vendedor especializado.

PT/ AVISO:
Para evitar qualquer risco de basculamento, este móvel/objeto deve ser fixo à parede ou no chão de forma segura. Verifique a adequabilidade e solidez da parede para se certificar de que pode suportar a carga do móvel/objeto e resistir às forças aplicadas ao nível das fixações. Uma montagem mal feita pode originar a queda do móvel/objeto e provocar danos pessoais graves. Em caso de dúvida em relação à instalação, peça aconselhamento a um vendedor especializado ou contacte um profissional.
⍟Utilize parafusos, anilhas e buchas adaptadas ao tipo de material da sua parede. Estes elementos de fixação não estão incluídos. Para obter aconselhamento sobre os parafusos e ferragens adaptados à sua parede, consulte um vendedor especializado.

IT/ ATTENZIONE :
Per evitare un eventuale rischio di ribaltamento, il mobile/l'oggetto deve essere saldamente fissato alla parete o al pavimento. Verificare l'adeguatezza e la solidità della parete per essere sicuri che la stessa possa sopportare il carico del mobile/dell'oggetto e resistere alle forze generate a livello di fissaggi. Un montaggio non effettuato correttamente può provocare la caduta del mobile/dell'oggetto e lesioni gravi alle persone. In caso di dubbio circa l'installazione, rivolgetevi a un venditore specializzato o contattate un professionista.
⍟Utilizzare viti, rondelle e pernotti (non inclusi) adeguati al tipo di materiale della vostra parete. (non inclusi) Per informazioni su viti e ferramenta adatti alla vostra parete, rivolgetevi a un venditore specializzato.

EL/ ΠΡΟΕΙΔΟΠΟΙΗΣΗ:
Για να αποφευχθεί ο κίνδυνος ανατροπής, το έπιπλο/αντικείμενο πρέπει να στερεωθεί καλά στον τοίχο ή στο πάτωμα. Βεβαιωθείτε για την καταλληλότητα και σταθερότητα του τοίχου, προκειμένου να διασφαλίσετε ότι μπορεί να υποστηρίξει το φορτίο του επίπλου/ αντικειμένου και να αντέξει στις δυνάμεις που δημιουργούνται στα σημεία των στηριγμάτων. Η κακή τοποθέτηση μπορεί να οδηγήσει σε πτώση του επίπλου/ αντικειμένου και σοβαρούς τραυματισμούς ατόμων. Σε περίπτωση αμφιβολίας σχετικά με την εγκατάσταση, ζητήστε συμβουλές από έναν εξειδικευμένο πωλητή ή καλέστε έναν επαγγελματία.
⍟Χρησιμοποιήστε κατάλληλες βίδες, ροδέλες και ούπα ανάλογα με το υλικό της τοιχοποιίας σας. Τα υλικά αυτά δεν περιλαμβάνονται. Για συμβουλές σχετικά με τις βίδες και τα μεταλλικά στηρίγματα που ενδείκνυνται για τον τοίχο σας, απευθυνθείτε σε έναν εξειδικευμένο πωλητή.

PL/ OSTRZEŻENIE:
Aby uniknąć ryzyka przewrócenia, mebel/produkt musi zostać solidnie przymocowany do ściany lub podłogi. Sprawdź, czy ściana jest odpowiednia i solidna, aby mieć pewność, że jest w stanie utrzymać obciążenie mebla/produktu i siły na poziomie mocowań. Nieprawidłowo wykonany montaż może spowodować upadek mebla/produktu prowadzący do poważnych obrażeń ciała. W razie wątpliwości dotyczących montażu, należy zasięgnąć porady u kompetentnego sprzedawcy lub skontaktować się z fachowcem.
⍟Użyj śrub, podkładek i kołków odpowiednich do rodzaju ściany. Elementy te nie są dołączone do zestawu. Aby zasięgnąć porady na temat odpowiednich śrub i okuć należy skontaktować się z kompetentnym sprzedawcą.

RO/ AVERTIZARE:
Pentru a evita orice risc de basculare, această mobilă/acest obiect trebuie fixat/ă bine de perete sau podea. Verificaţi rezistenţa şi soliditatea peretelui, pentru a vă asigura că acesta poate suporta greutatea mobilei/obiectului şi poate rezista forţelor generate la nivelul dispozitivelor de fixare. Montarea efectuată greşit poate determina căderea mobilei/obiectului şi vătămarea gravă a persoanelor. În caz de dubii privind instalarea, cereţi sfatul unui comerciant specializat sau contactaţi un profesionist.
⍟Utilizaţi şuruburi, şaibe şi dibluri adaptate tipului de material a peretelui. Acestea nu sunt incluse. Pentru a obţine recomandări privind şuruburile şi piesele adaptate peretelui dvs., adresaţi-vă unui comerciant specializat.

EN/ WARNING:
To avoid any risk of toppling, this furniture item/object must be securely attached to the wall or floor. Check the suitability and the strength of the wall to ensure that the wall can bear the load of the furniture/object and withstand the forces put on the securing elements. Improper installation can result in the furniture/object falling and cause serious injuries to people. In case of a doubt regarding the installation, ask for advice from a specialised sales assistant or contact a professional.
⍟Use screws, washers and plugs suited to the type of material of your wall. These are not included. To obtain advice on the screws and fittings suited to your wall, ask a specialised sales assistant.

1

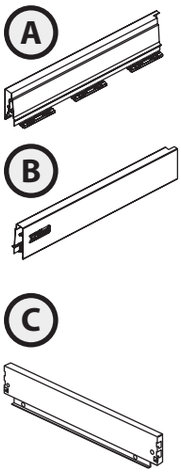

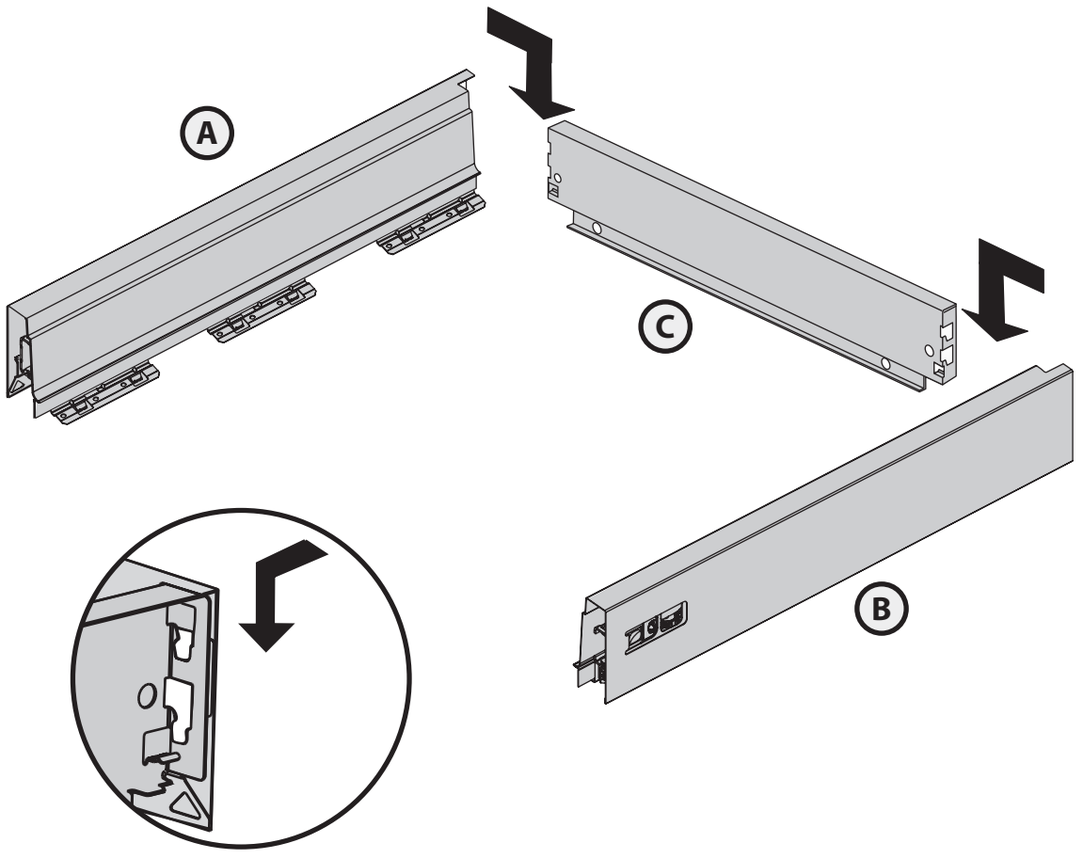

2

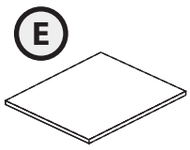

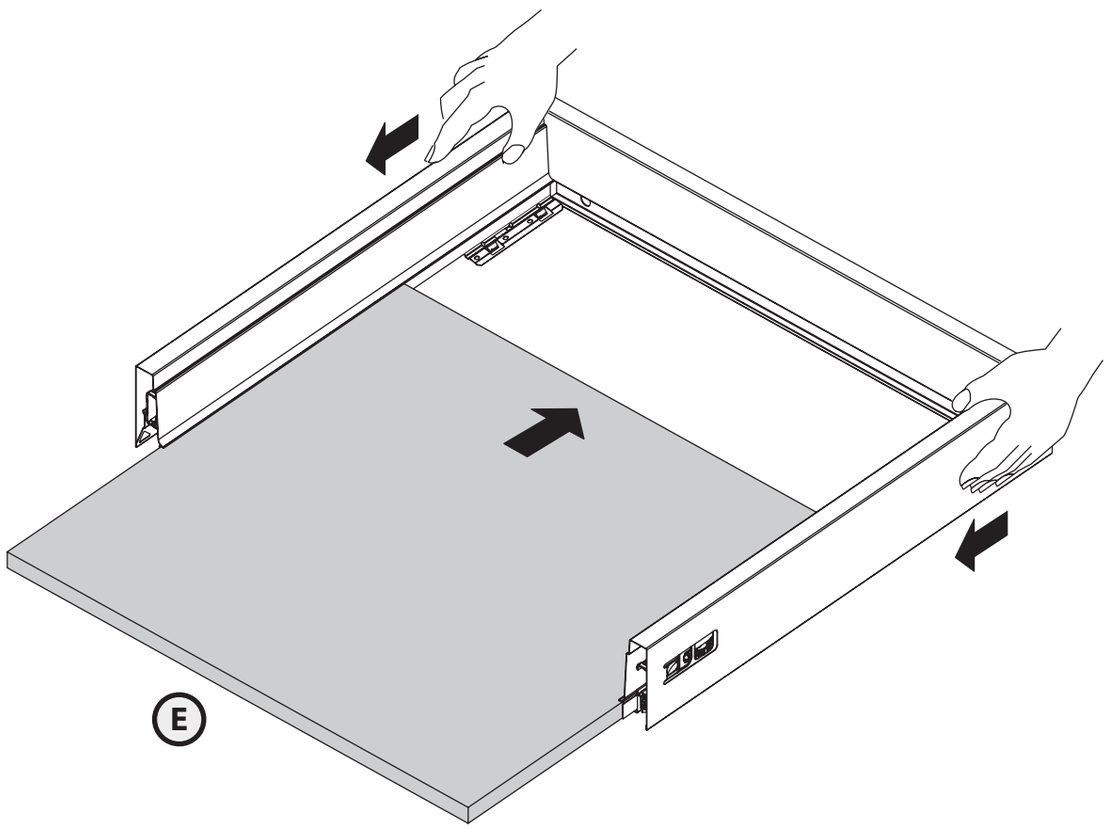

3

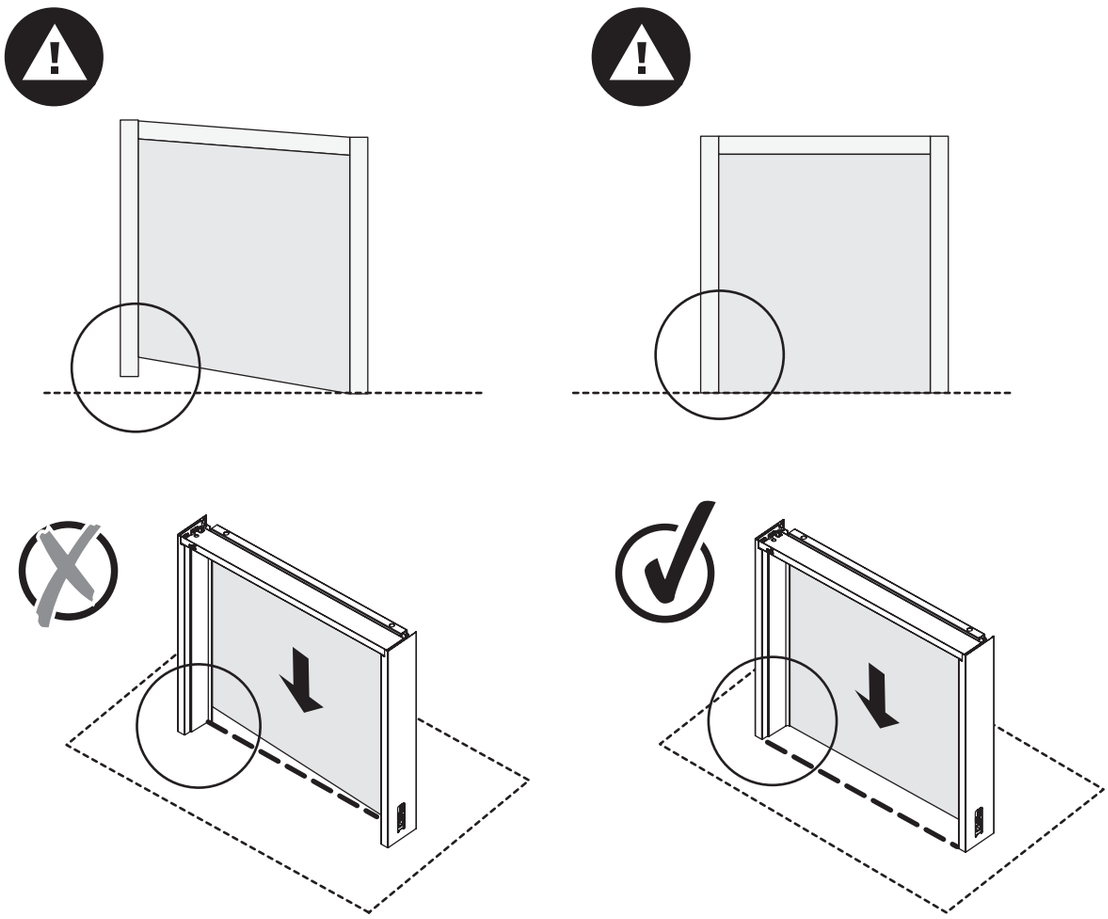

4

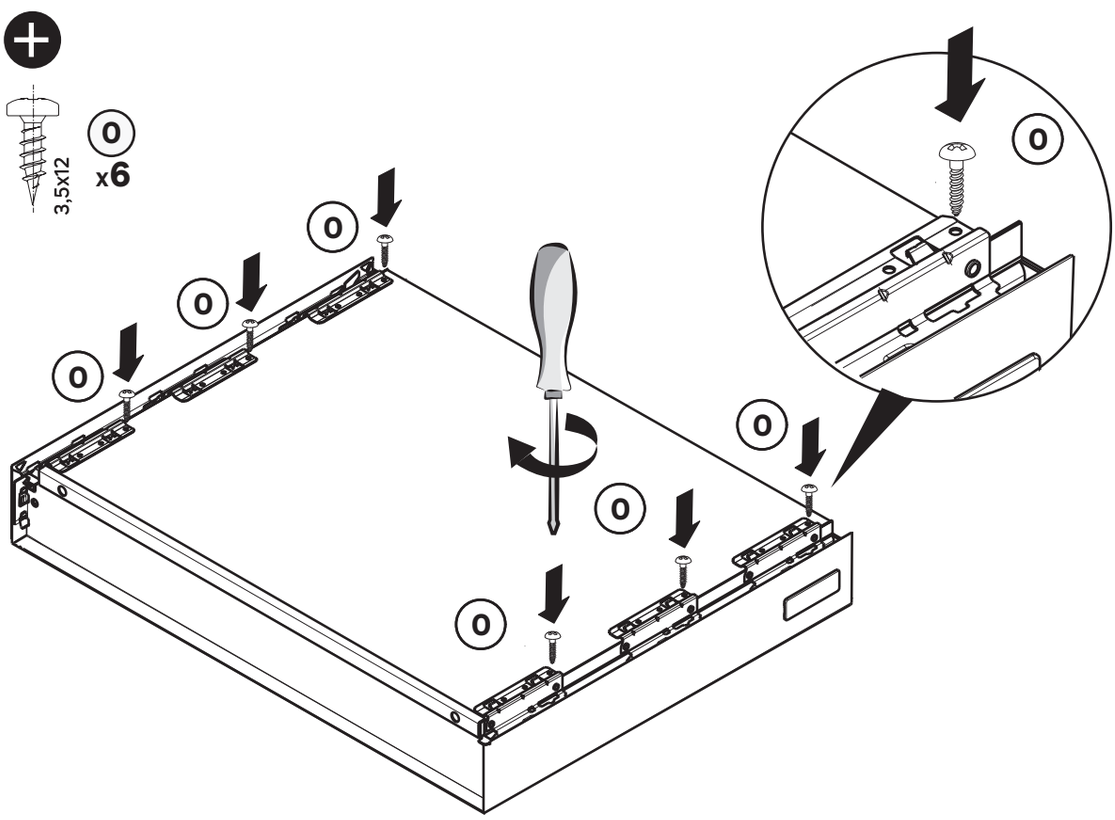



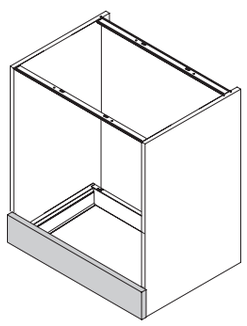

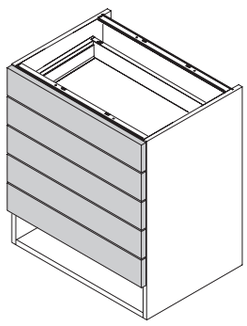

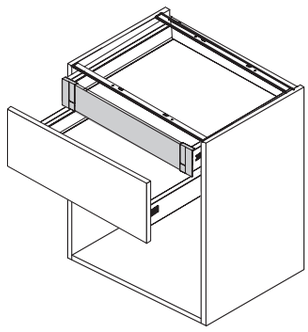

5 A

5 B

5 C

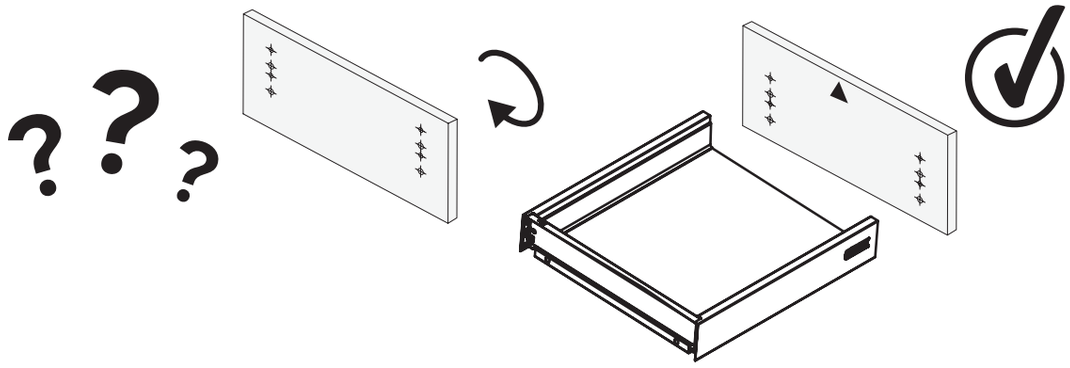

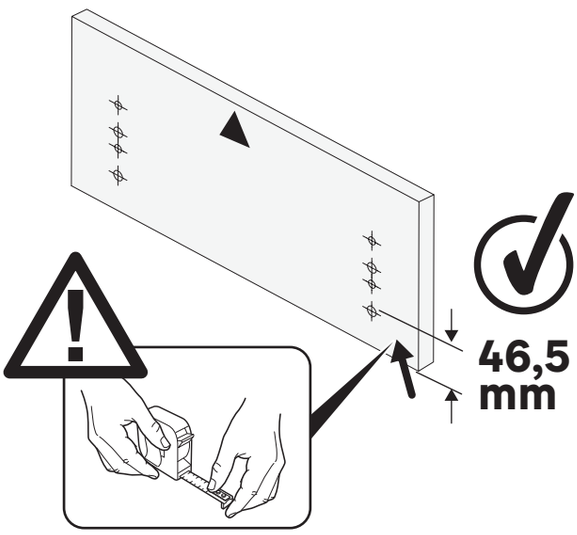

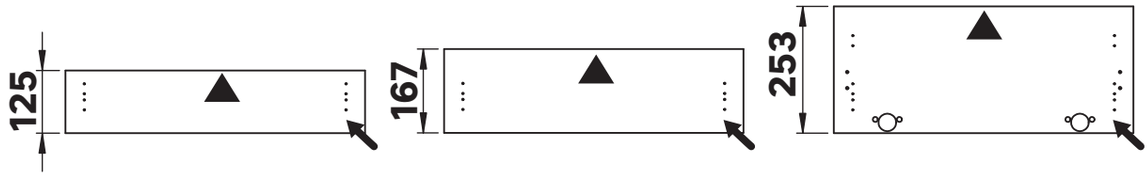

5A

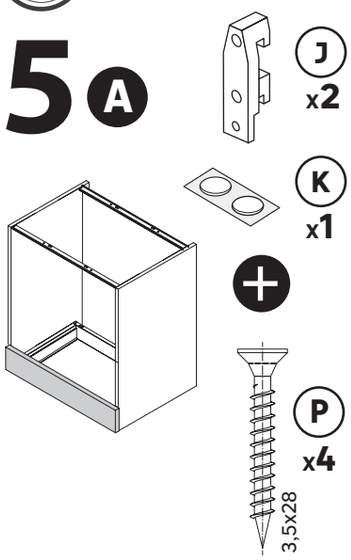

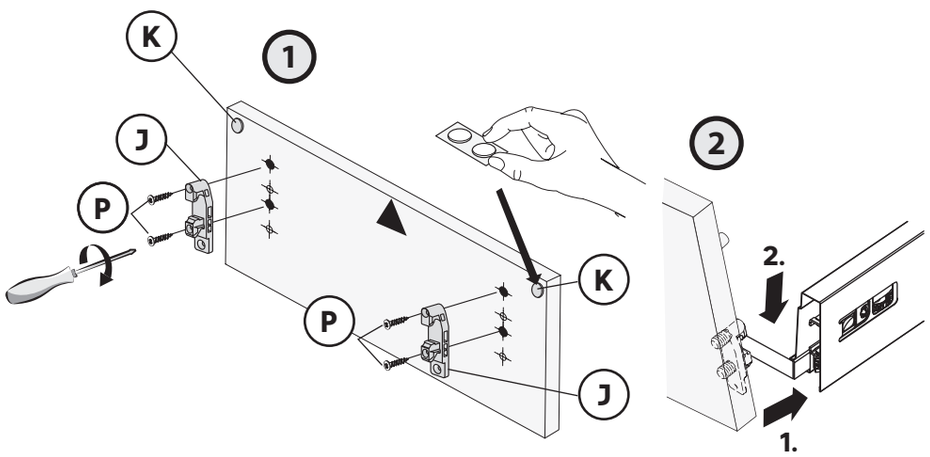

5B

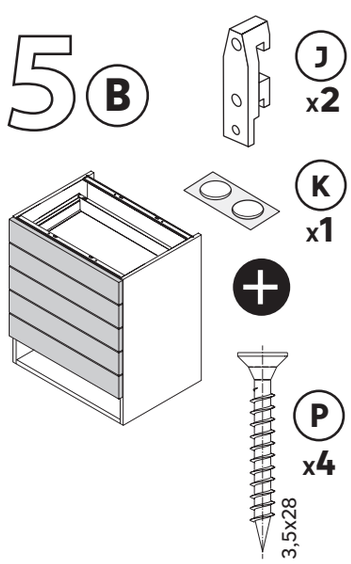

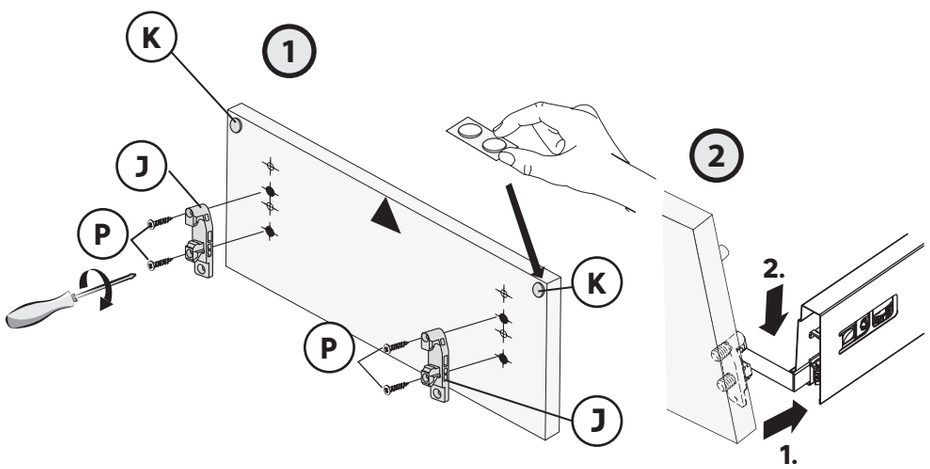

5C

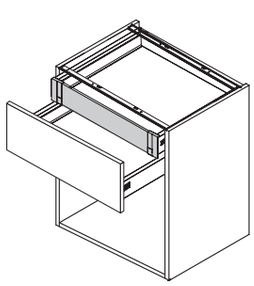

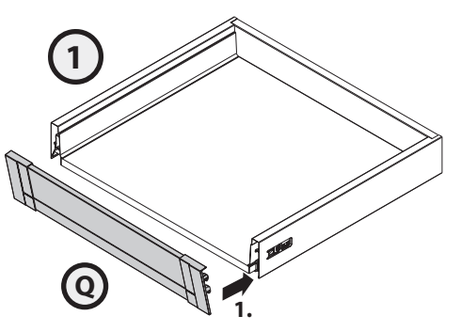

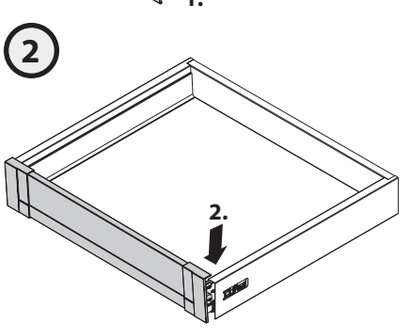

DIF40 S
DIF45 S
DIF60 S

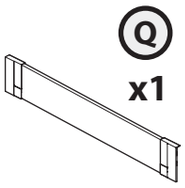

i ???

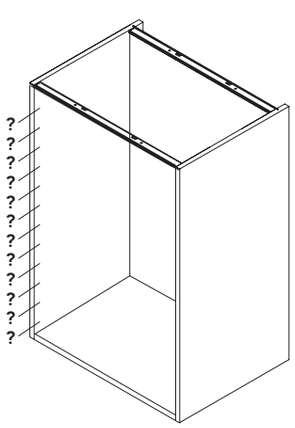



12 ...

6A

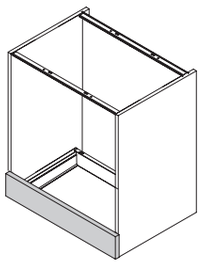

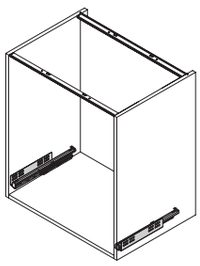

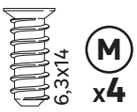
6,3x14
M
x4

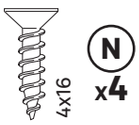
4x16
N
x4

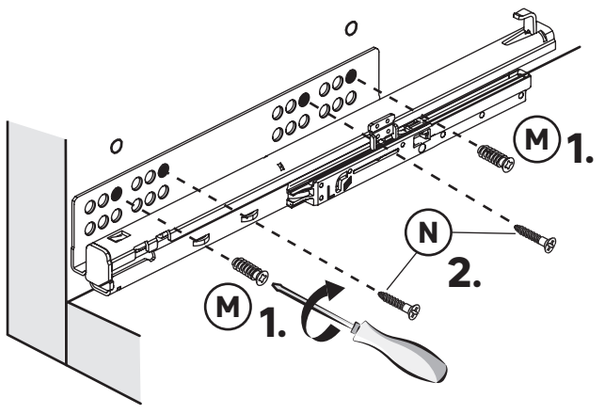
M 1.
N
2.
M 1.

6B

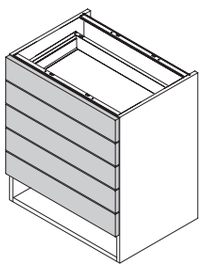

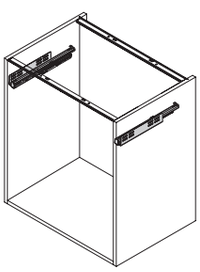

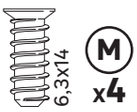
6,3x14
M
x4

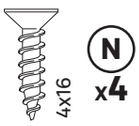
4x16
N
x4

M 2.
N
3.
1.
M 2.

6C

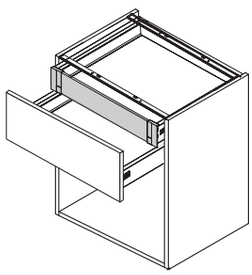

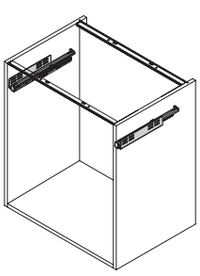

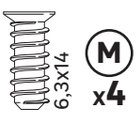
6,3x14
M
x4

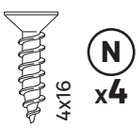
4x16
N
x4

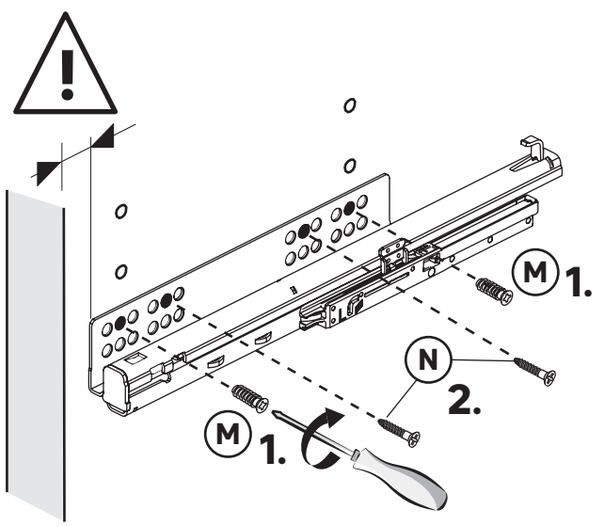
M 1.
N
2.
M 1.

7 A

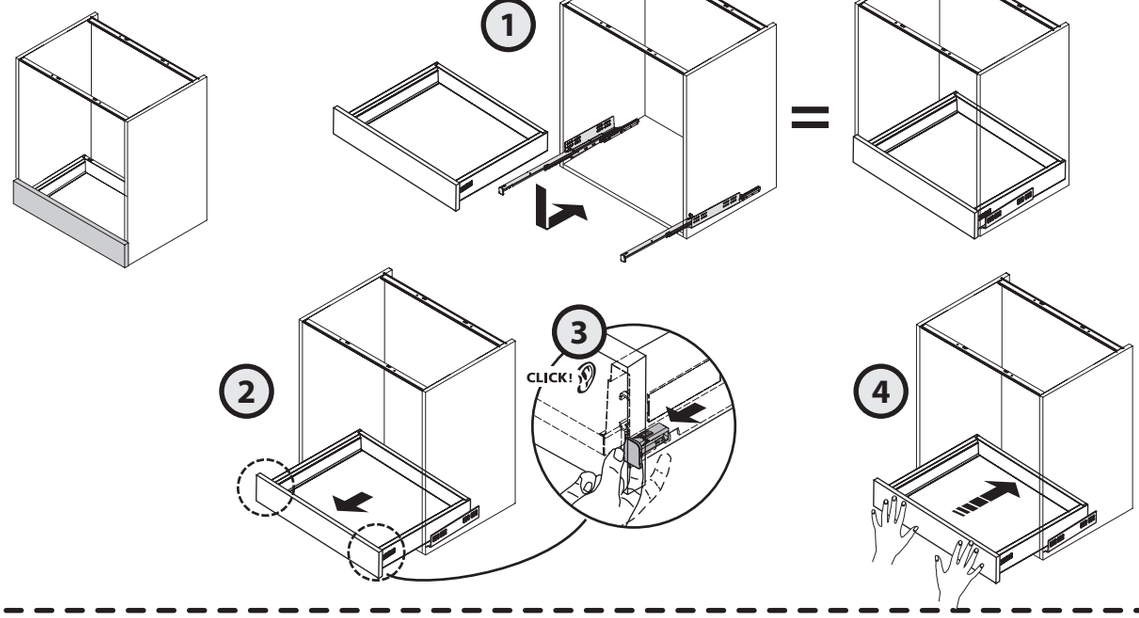

7 B

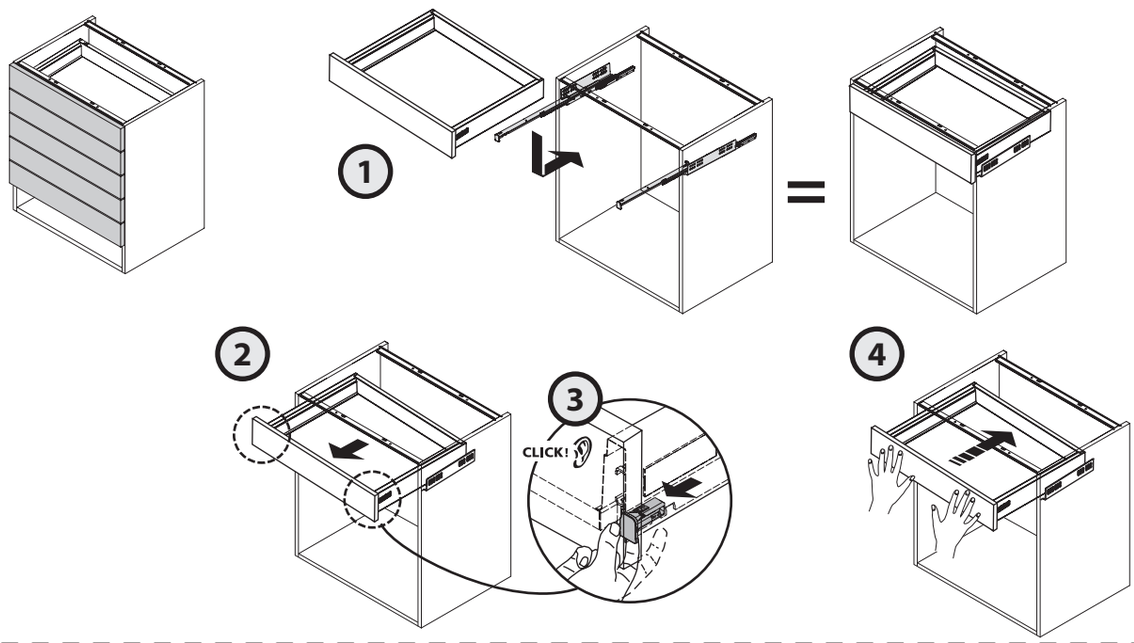

7 C

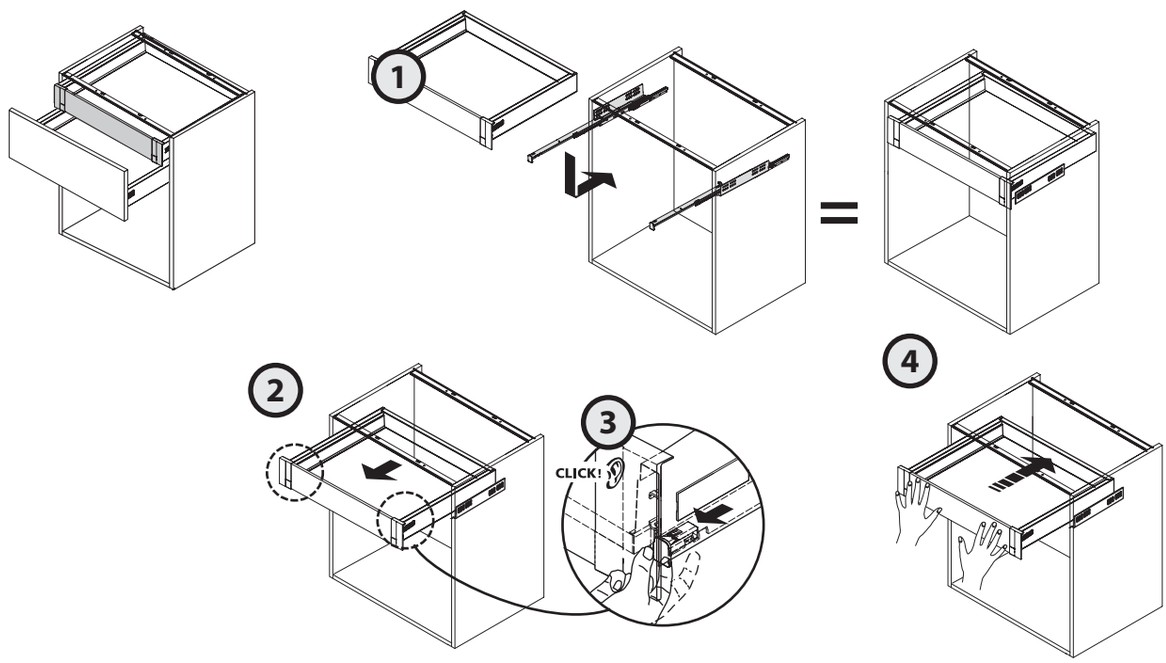

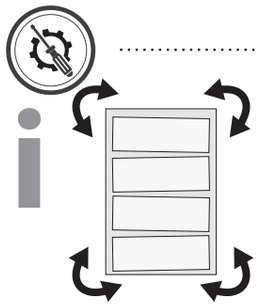

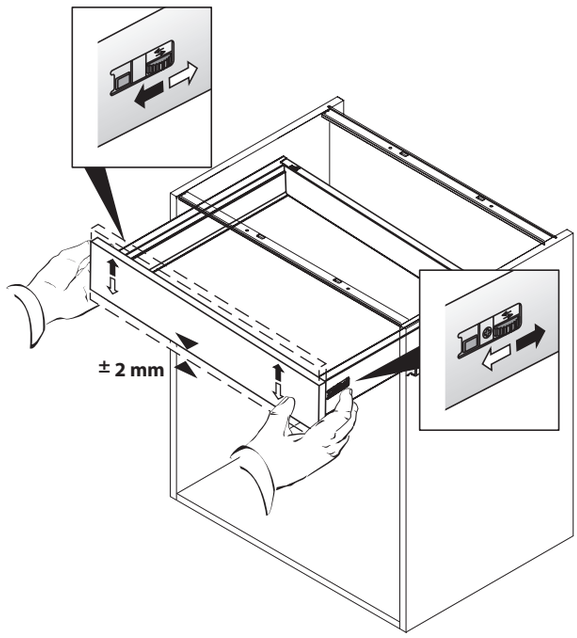

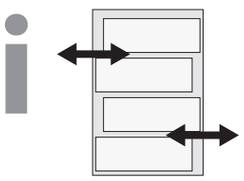

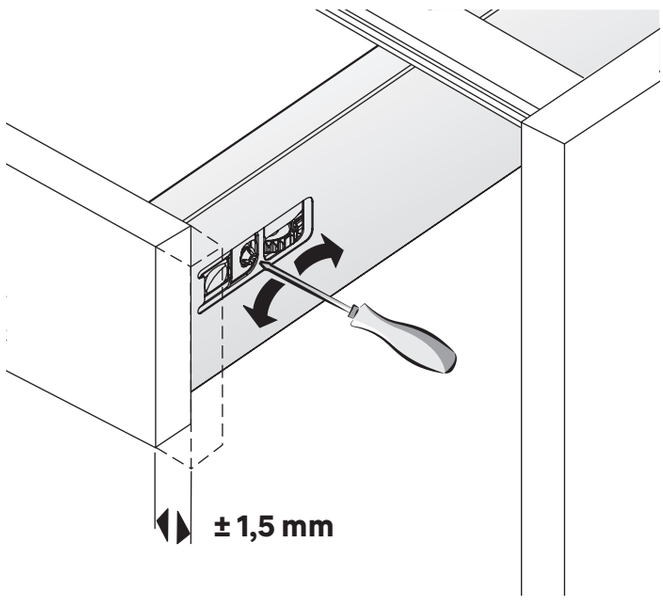

8

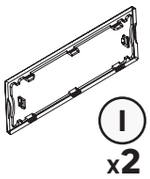

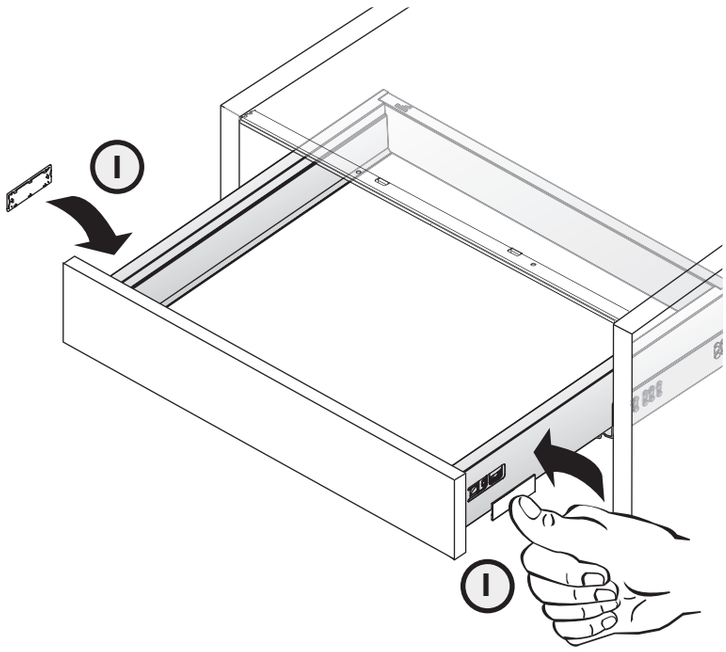

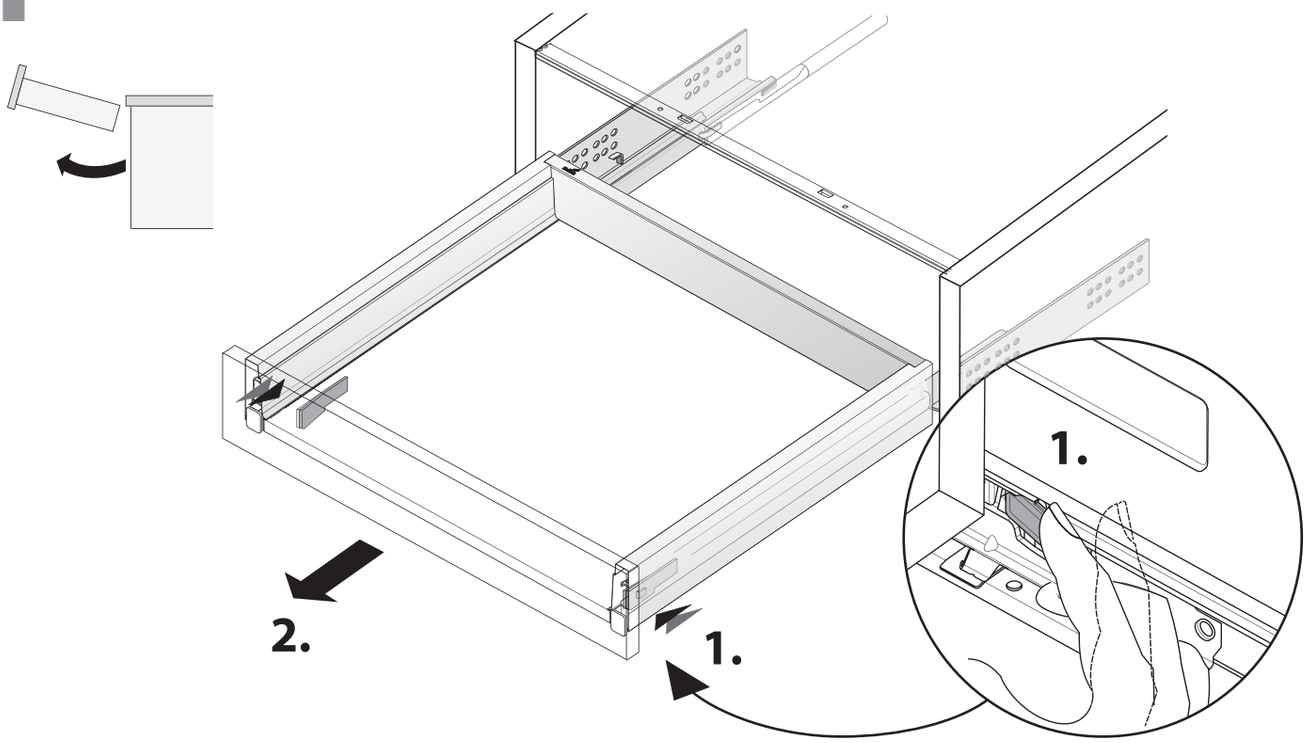
1.
2.
1.

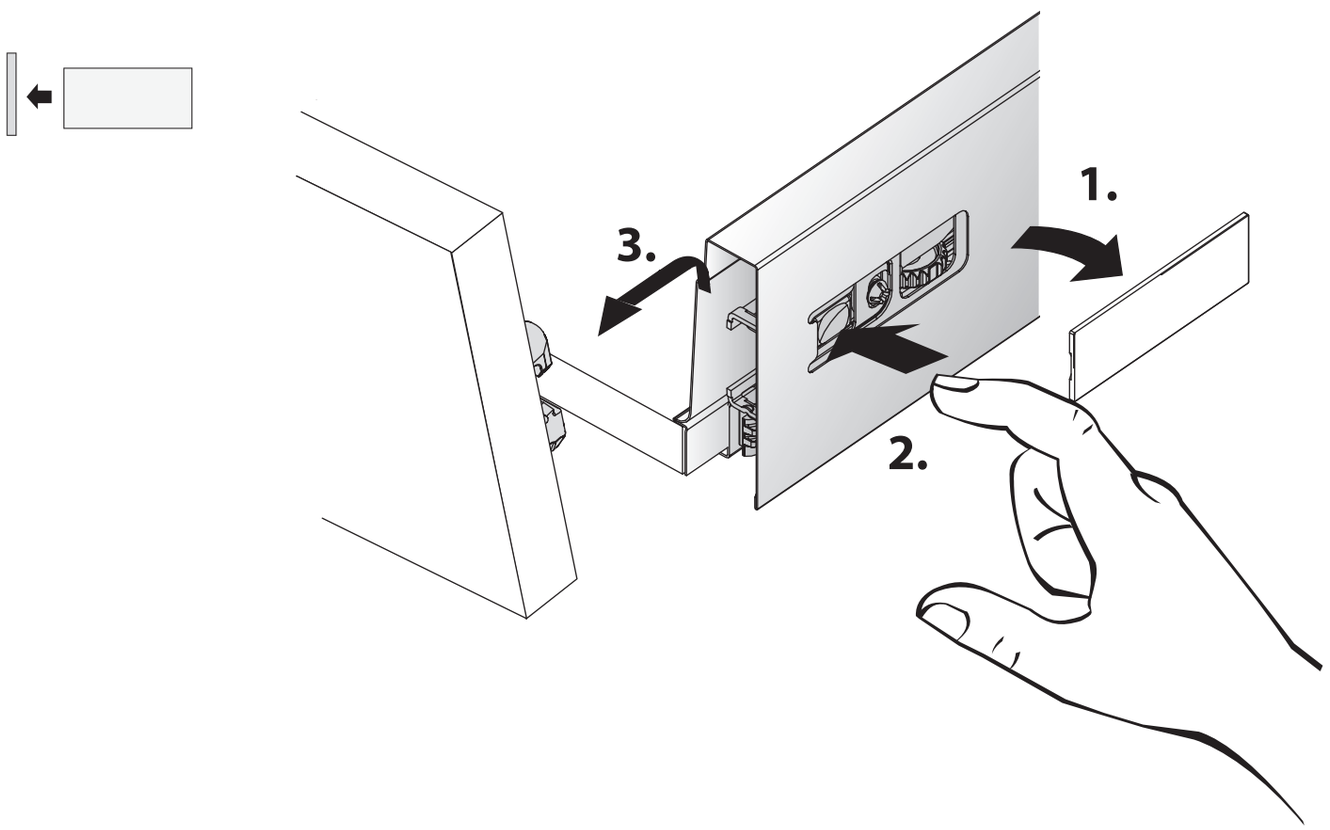
1.
3.
2.

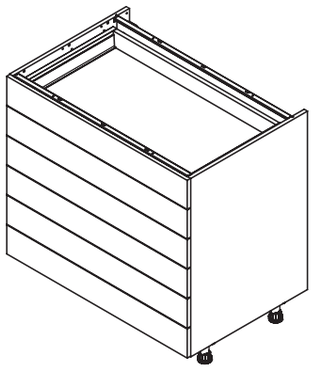

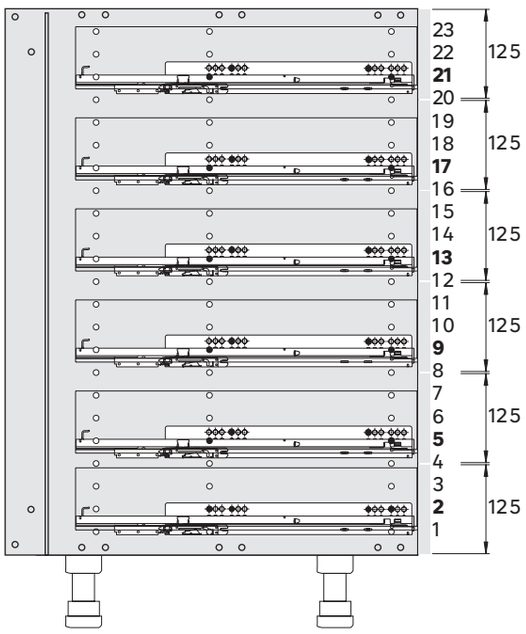
23
22
21
20
19
18
17
16
15
14
13
12
11
10
9
8
7
6
5
4
3
2
1
125
125
125
125
125

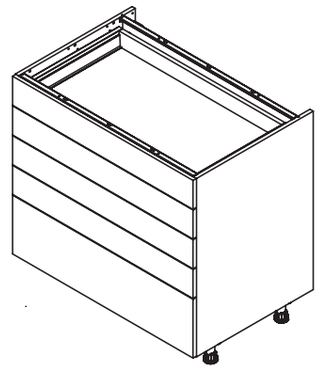

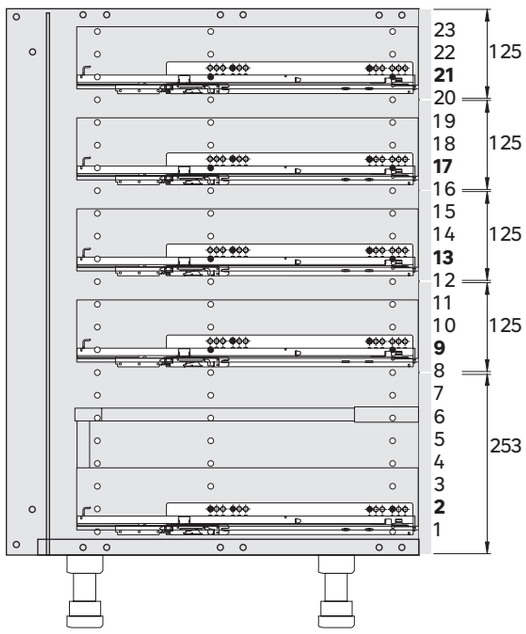
23
22
21
20
19
18
17
16
15
14
13
12
11
10
9
8
7
6
5
4
3
2
1
125
125
125
253

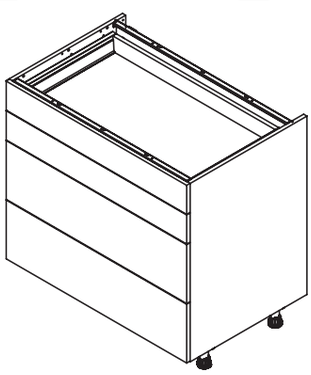

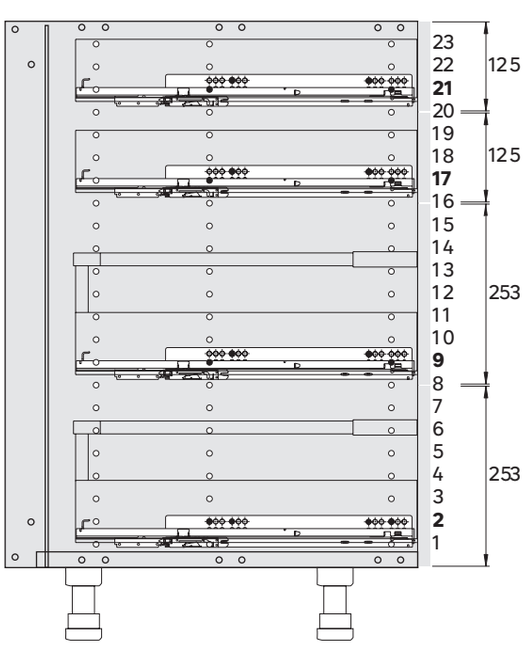
23
22
21
20
19
18
17
16
15
14
13
12
11
10
9
8
7
6
5
4
3
2
1
125
125
253
253

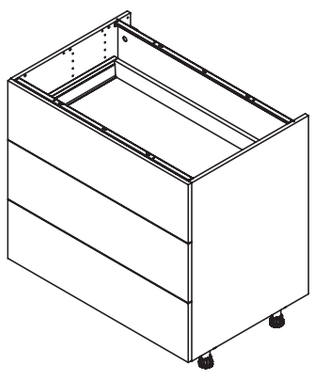

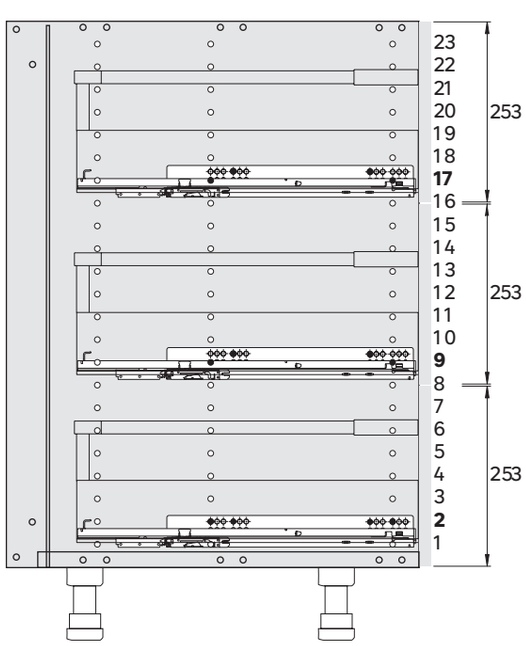
23
22
21
20
19
18
17
16
15
14
13
12
11
10
9
8
7
6
5
4
3
2
1
253
253
253

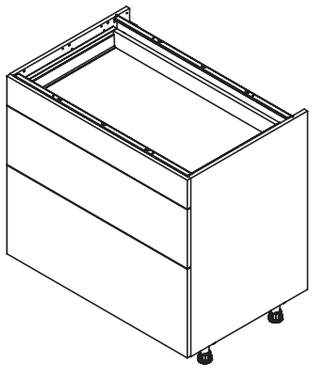

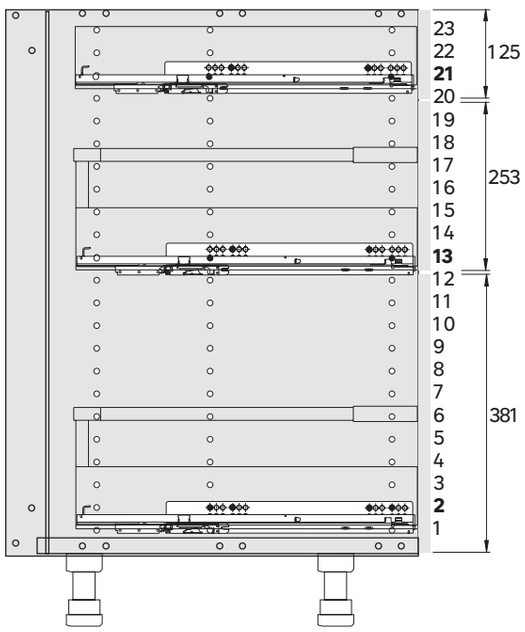
23
22
21
20
19
18
17
16
15
14
13
12
11
10
9
8
7
6
5
4
3
2
1
125
253
381

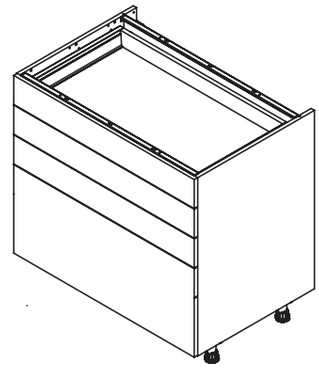

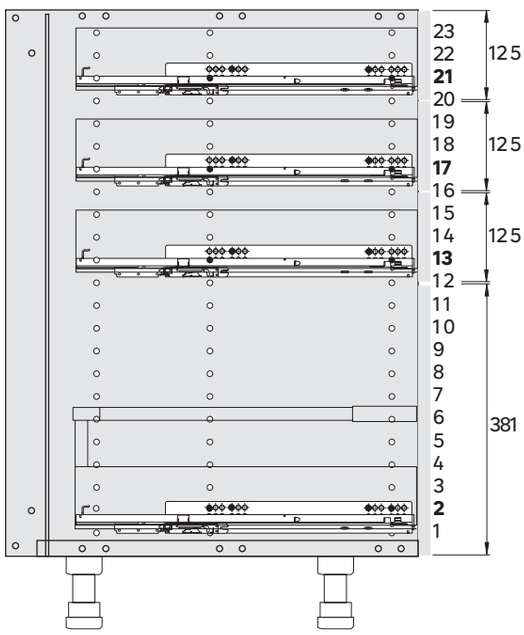
23
22
21
20
19
18
17
16
15
14
13
12
11
10
9
8
7
6
5
4
3
2
1
125
125
125
381

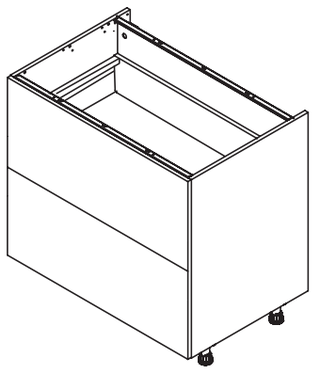

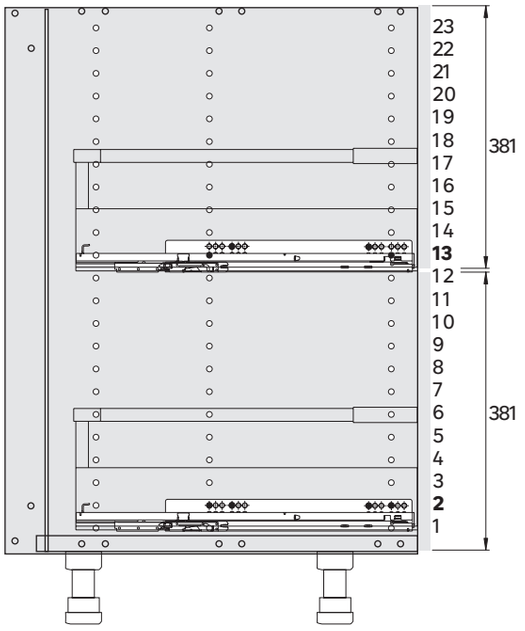
23
22
21
20
19
18
17
16
15
14
13
12
11
10
9
8
7
6
5
4
3
2
1
381
381

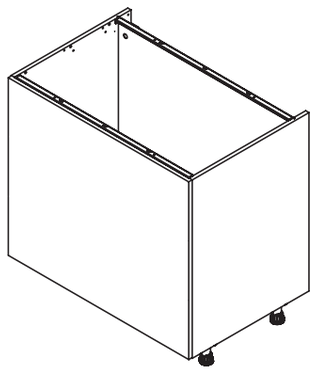

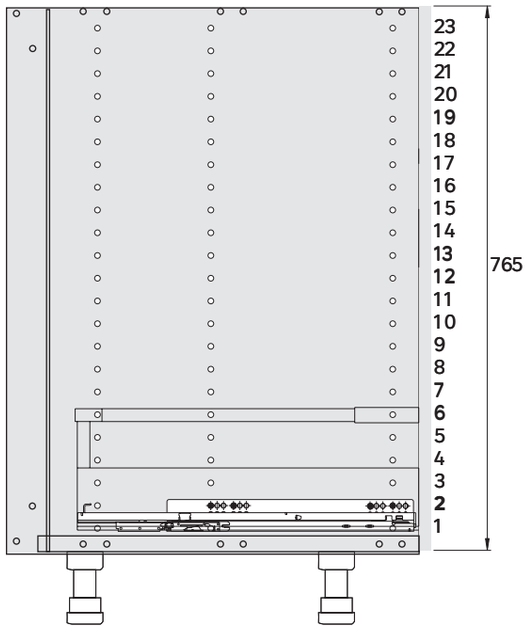
23
22
21
20
19
18
17
16
15
14
13
12
11
10
9
8
7
6
5
4
3
2
1
765

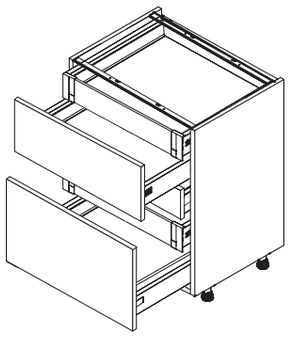

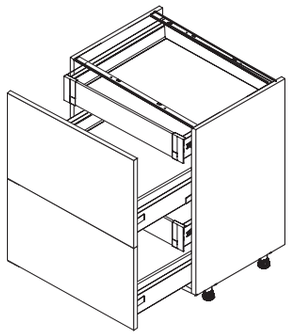

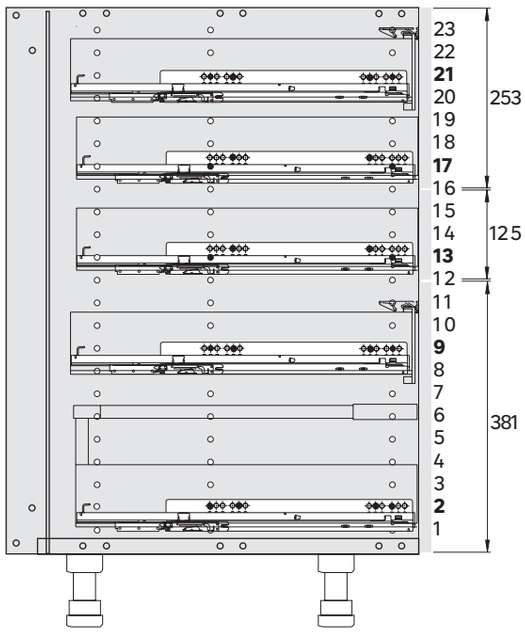
23
22
21
20
19
18
17
16
15
14
13
12
11
10
9
8
7
6
5
4
3
2
1
253
125
381

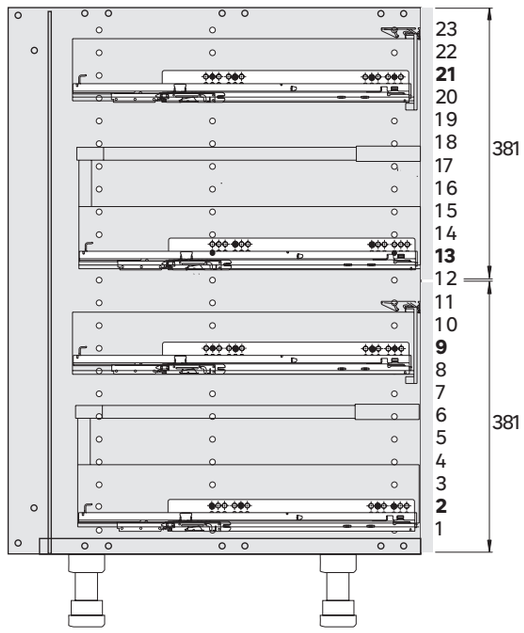
23
22
21
20
19
18
17
16
15
14
13
12
11
10
9
8
7
6
5
4
3
2
1
381
381

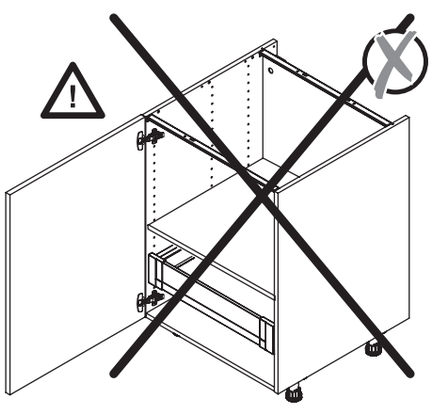

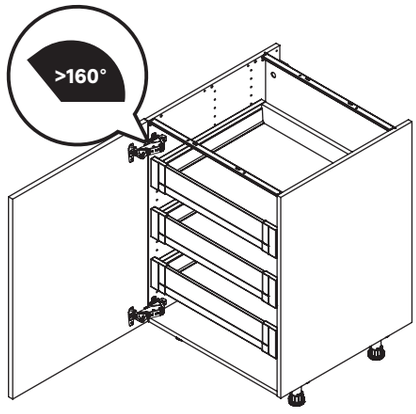
>160°

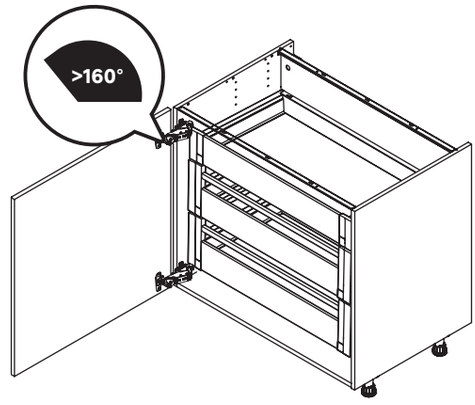
>160°

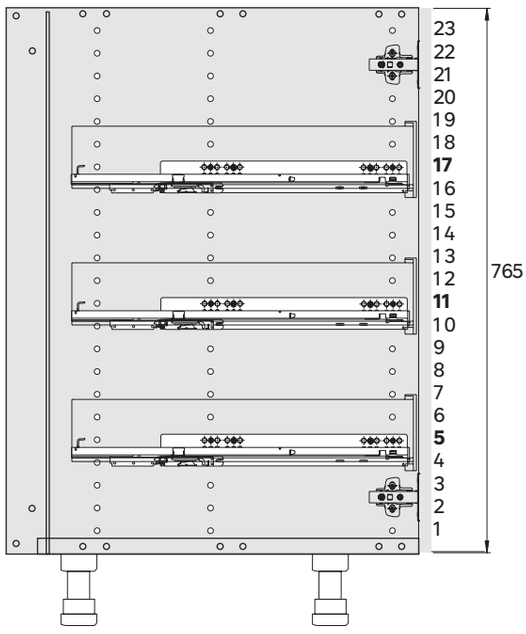
23
22
21
20
19
18
17
16
15
14
13
12
11
10
9
8
7
6
5
4
3
2
1
765

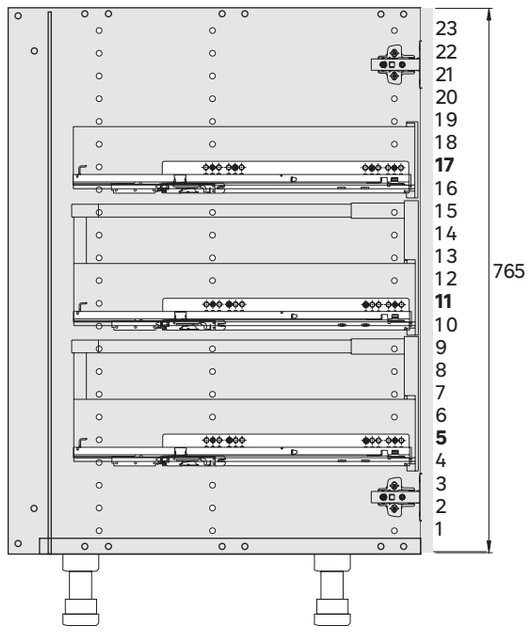
23
22
21
20
19
18
17
16
15
14
13
12
11
10
9
8
7
6
5
4
3
2
1
765

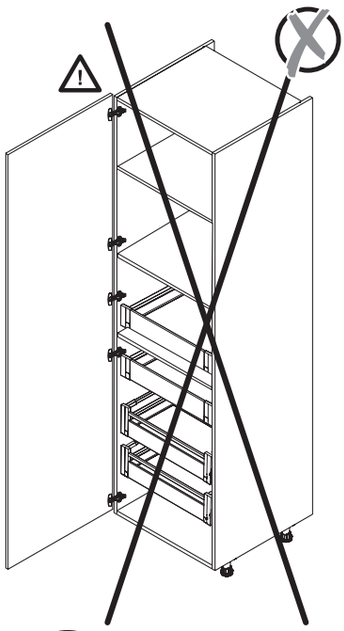

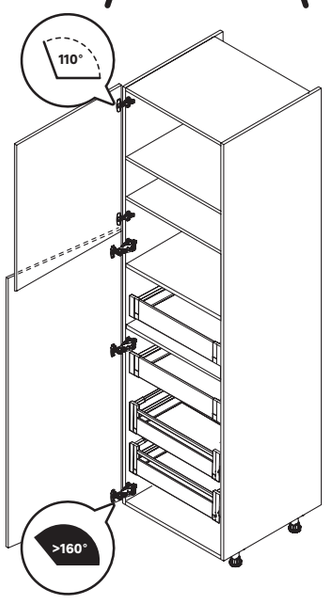
110°
>160°

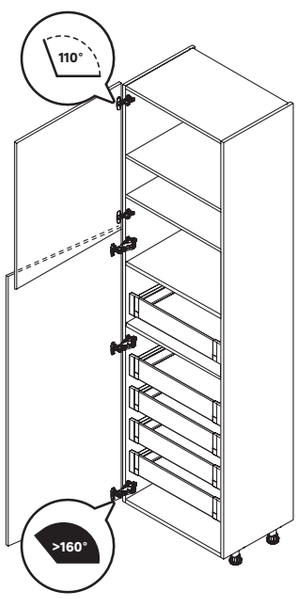
110°
>160°

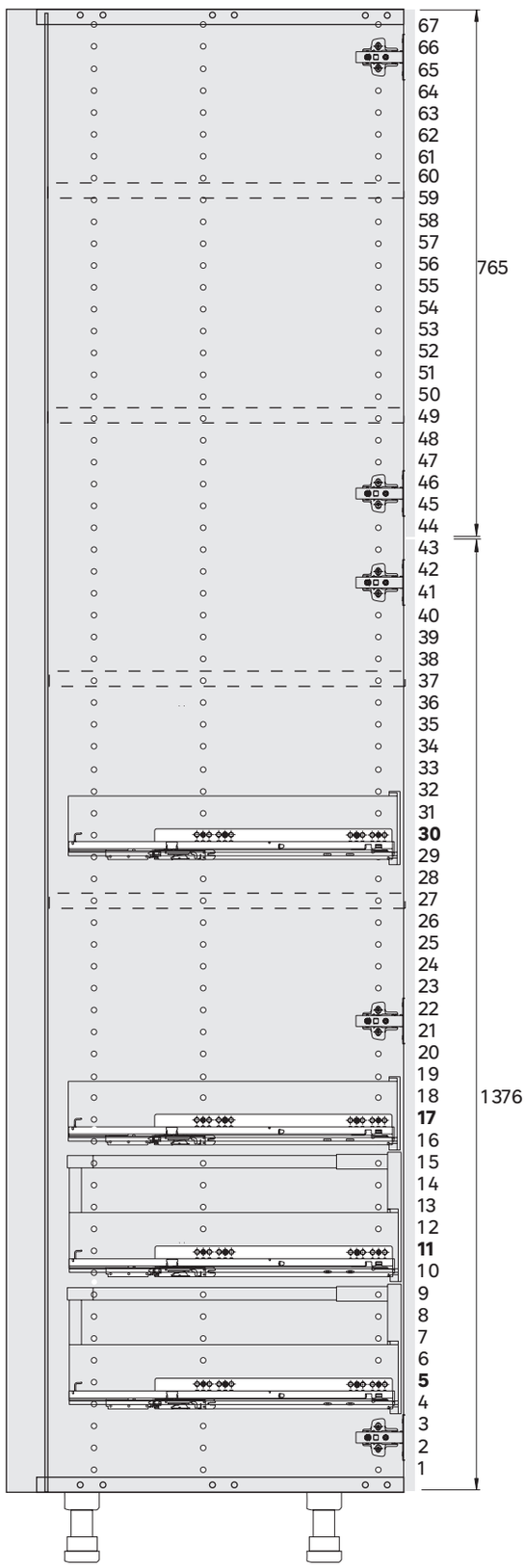
67
66
65
64
63
62
61
60
59
58
57
56
55
54
53
52
51
50
49
48
47
46
45
44
43
42
41
40
39
38
37
36
35
34
33
32
31
30
29
28
27
26
25
24
23
22
21
20
19
18
17
16
15
14
13
12
11
10
9
8
7
6
5
4
3
2
1
765
1376

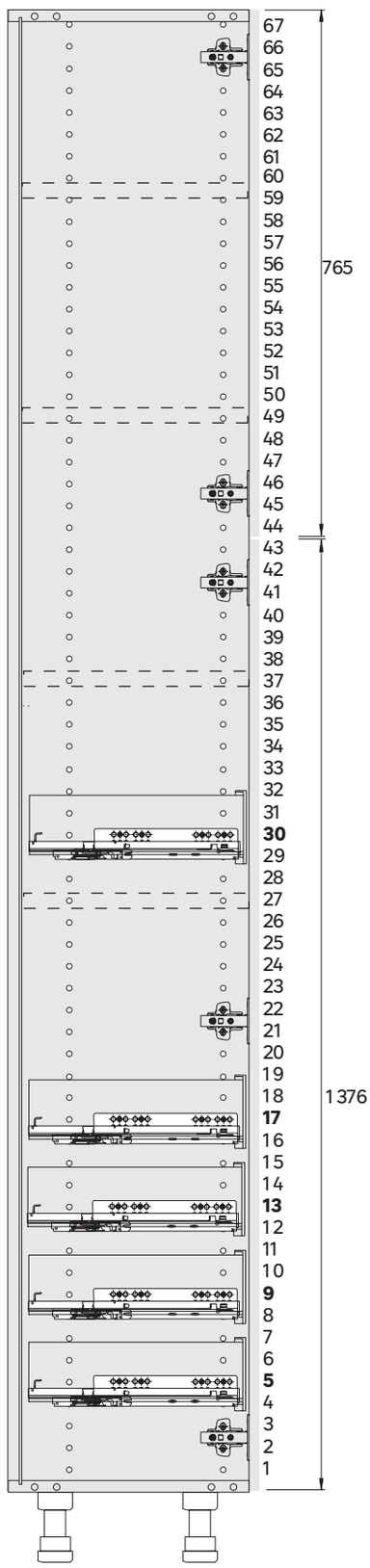
67
66
65
64
63
62
61
60
59
58
57
56
55
54
53
52
51
50
49
48
47
46
45
44
43
42
41
40
39
38
37
36
35
34
33
32
31
30
29
28
27
26
25
24
23
22
21
20
19
18
17
16
15
14
13
12
11
10
9
8
7
6
5
4
3
2
1
765
1376

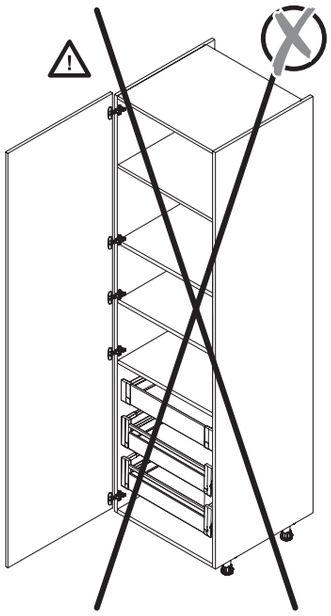

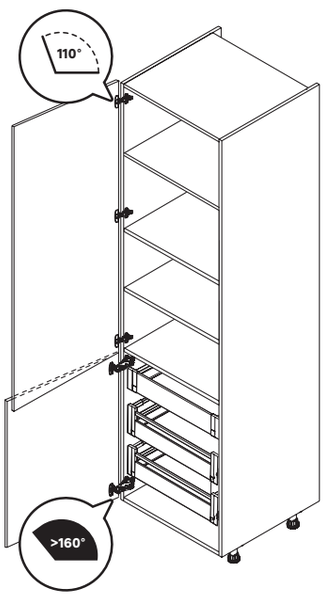
110°
>160°

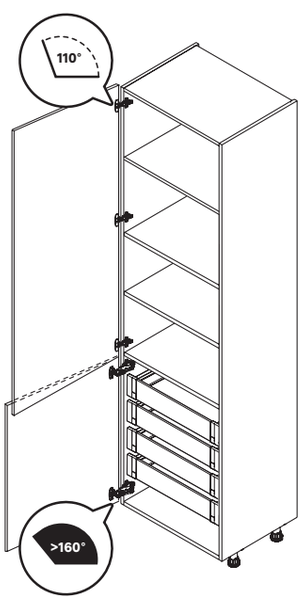
110°
>160°

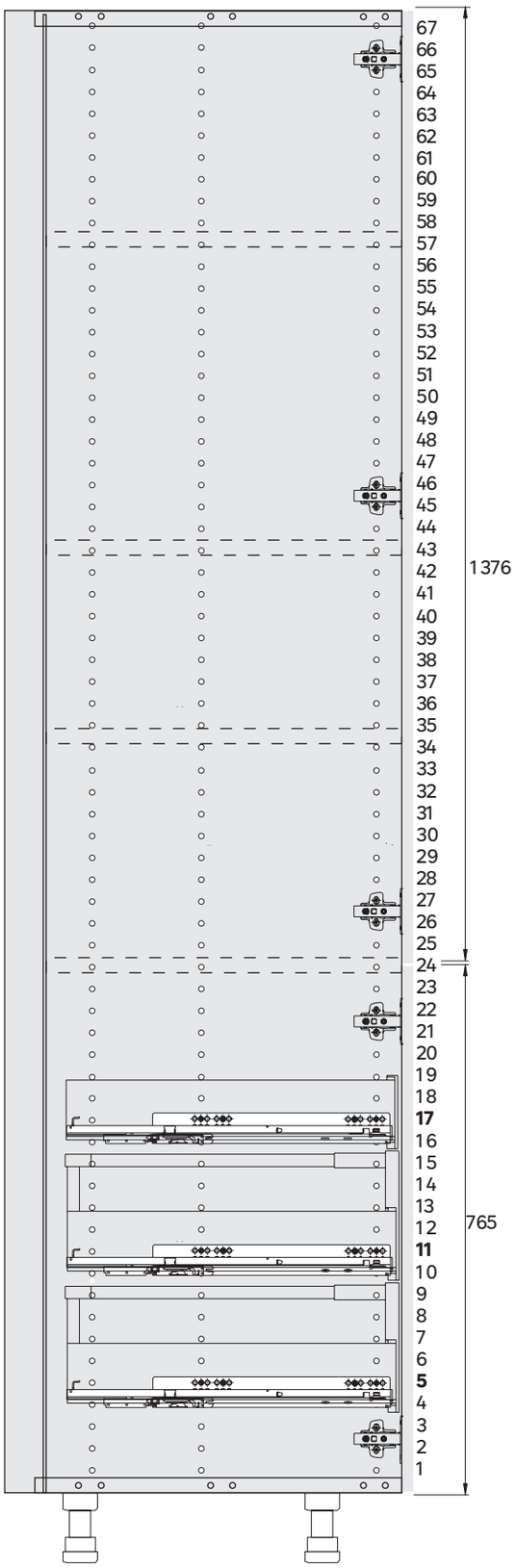
67
66
65
64
63
62
61
60
59
58
57
56
55
54
53
52
51
50
49
48
47
46
45
44
43
42
41
40
39
38
37
36
35
34
33
32
31
30
29
28
27
26
25
24
23
22
21
20
19
18
17
16
15
14
13
12
11
10
9
8
7
6
5
4
3
2
1
1376
765

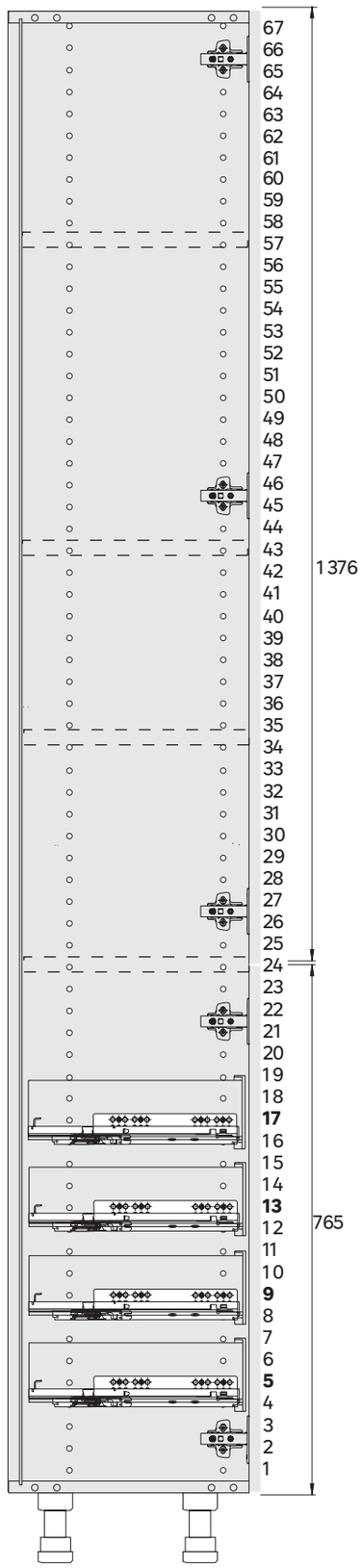
67
66
65
64
63
62
61
60
59
58
57
56
55
54
53
52
51
50
49
48
47
46
45
44
43
42
41
40
39
38
37
36
35
34
33
32
31
30
29
28
27
26
25
24
23
22
21
20
19
18
17
16
15
14
13
12
11
10
9
8
7
6
5
4
3
2
1
1376
765

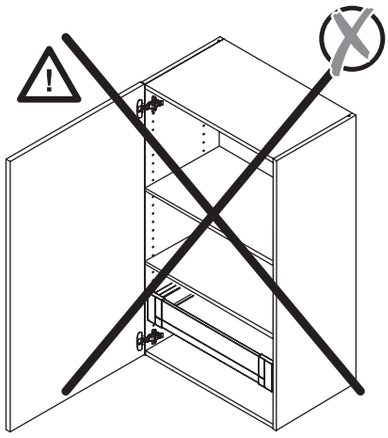

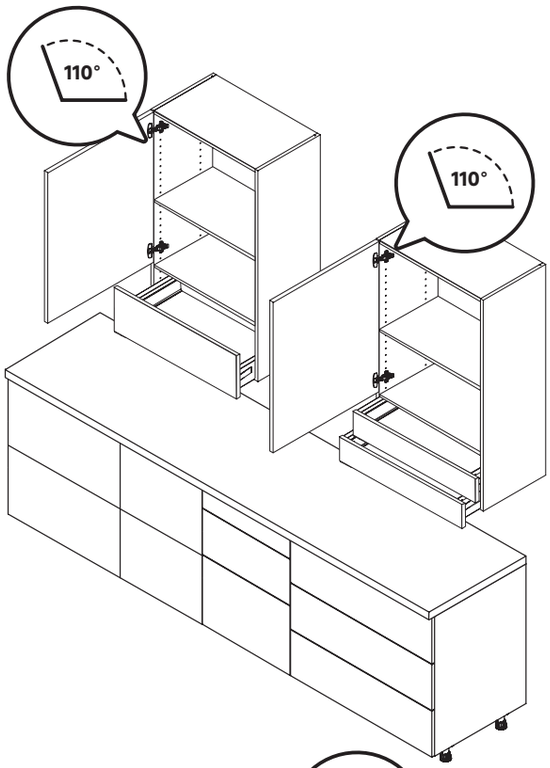
110°
110°

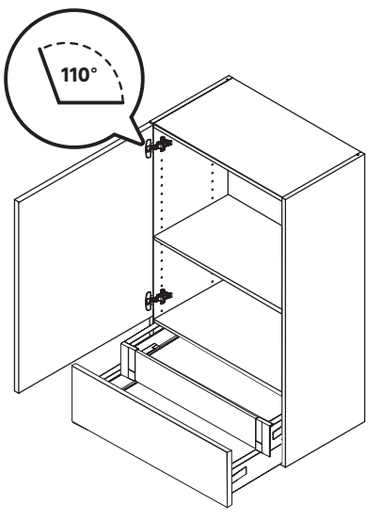
110°

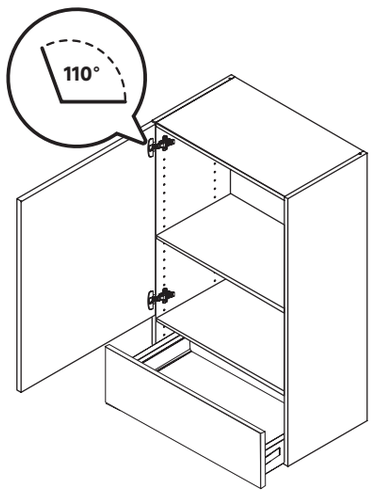
110°

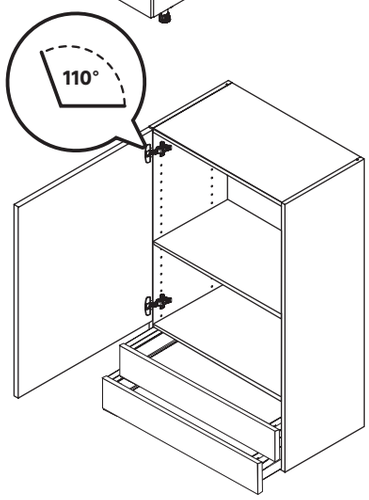
110°

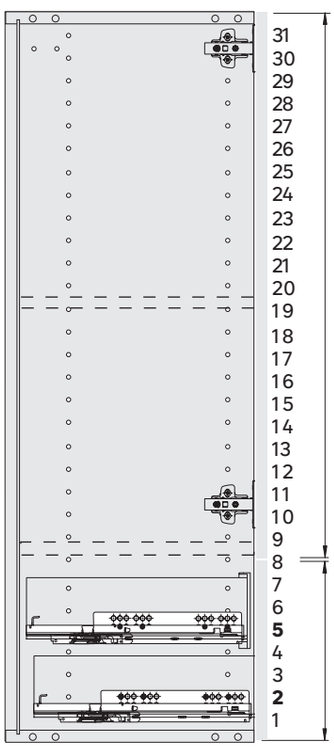
31
30
29
28
27
26
25
24
23
22
21
20
19
18
17
16
15
14
13
12
11
10
9
8
7
6
5
4
3
2
1
765
253

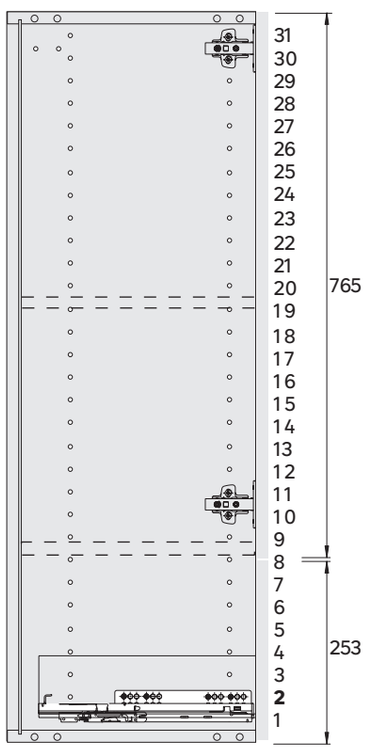
31
30
29
28
27
26
25
24
23
22
21
20
19
18
17
16
15
14
13
12
11
10
9
8
7
6
5
4
3
2
1
765
253

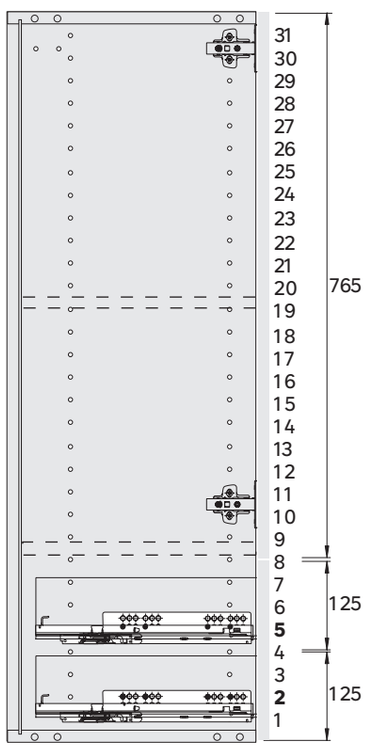
31
30
29
28
27
26
25
24
23
22
21
20
19
18
17
16
15
14
13
12
11
10
9
8
7
6
5
4
3
2
1
765
125
125

FR / IMPORTANT, À CONSERVER POUR CONSULTATION ULTÉRIEURE : À LIRE ATTENTIVEMENT_ES / IMPORTANTE, CONSERVAR PARA CONSULTAR ULTERIOR: LEER ATENTAMENTE_PT / IMPORTANTE CONSERVAR PARA FUTURAS CONSULTAS: POR FAVOR, LEIA COM ATENÇÃO_IT / IMPORTANTE, DA CONSERVARE PER ULTERIORE CONSULTAZIONE: DA LEGGERE ATTENTAMENTE_EL / ΣΗΜΑΝΤΙΚΟ! ΚΡΑΤΗΣΤΕ ΤΟ ΓΙΑ ΜΕΛΛΟΝΤΙΚΗ ΑΝΑΦΟΡΑ. ΔΙΑΒΑΣΤΕ ΤΟ ΠΡΟΣΕΚΤΙΚΑ_PL / WAŻNE, PRZECZYTAĆ UWAŻNIE I ZACHOWAĆ NA PRZYSZŁOŚĆ_ RO / IMPORTANT, A SE PASTRA PENTRU CONSULTAREA ULTERIOARA: CITIŢI CU ATENŢIE_ EN / IMPORTANT, TO BE RETAINED FOR FUTURE REFERENCE: PLEASE READ CAREFULLY



https://quefairedemesdechets.fr

ES Dona o recicla tus muebles.
Asociación o Tienda o Centro de Reciclaje.

IT Dona o ricicla i tuoi mobili.
Associazione o negozio o centro di riciclaggio.

PL Przekaż lub poddaj recyklingowi swoje meble.
Stowarzyszenie lub Sklep lub Centrum Recyklingu.

PT Doe ou recicle seus móveis.
Associação ou Loja ou Centro de Reciclagem.

EL Δωρίστε ή ανακυκλώστε τα έπιπλά σας.
Σύλλογος ή Κατάστημα ή Κέντρο Ανακύκλωσης.

RO Donează sau reciclează-ți mobila.
Asociație sau magazin sau centru de reciclare.

EN Donate or recycle your furniture.
Association or Store or Recycling Center.

ADEO Services - 135 Rue Sadi Carnot - CS 00001 - 59790 RONCHIN - France
www.product-regulatory.adeoservices.com

Imported by Adeo South Africa (PTY) LTD T/A Leroy Merlin,
Hosted in Leroy Merlin Fourways Store 35 Roos Street, Witkoppen Ext 97, Sandton, 2191 Johannesburg, Gauteng, South Africa
Tel: +27 10 493 8000 Email: contact@leroymerlin.co.za

