ZAPATERO

Sapateira - *Shoe Cabinet*

Armoire à Chaussures

2 Trampones

2 Portas

2 Doors

2 Battantes

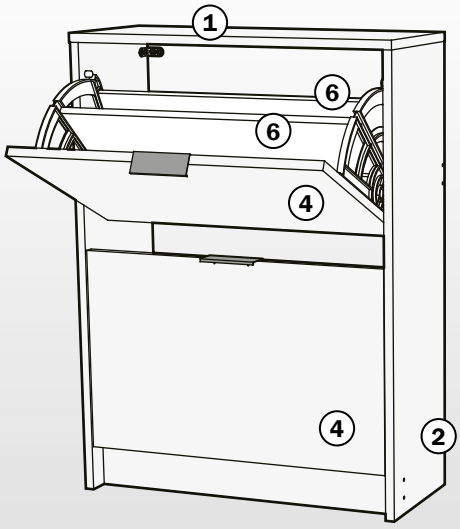

K-654

Alto: 820mm

Altura - *Height* - Hauteur

Ancho: 601mm

Largura - *Width* - Largeur

Fondo: 250mm

Profundidade - *Depth* - Profondeur



1 Tapa 601X250x16

Superior - Top - Toit

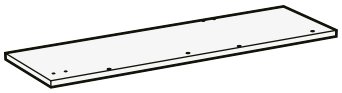

2 Costado Derecho 800X248x16

Lateral Direito - Right Side - Côté Droit

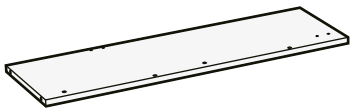

3 Costado Izquierdo 800x248x16

Lateral Esquerdo - Left Side - Côte Gauche

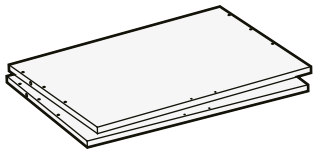

4 Puerta de Trampón 564X357x16

Porta - Door - Portes



5 Barra Trasera 567x78x16

Barra Trasera - Back Bar - Barre Arrière

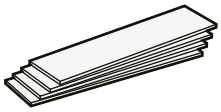

6 Barra Ancha 548x140

Barra Longa - Wide Bar - Barre Largue



7 Barra Estrecha 548x83

Barra Estreita - Narrow Bar - Barre Étroite

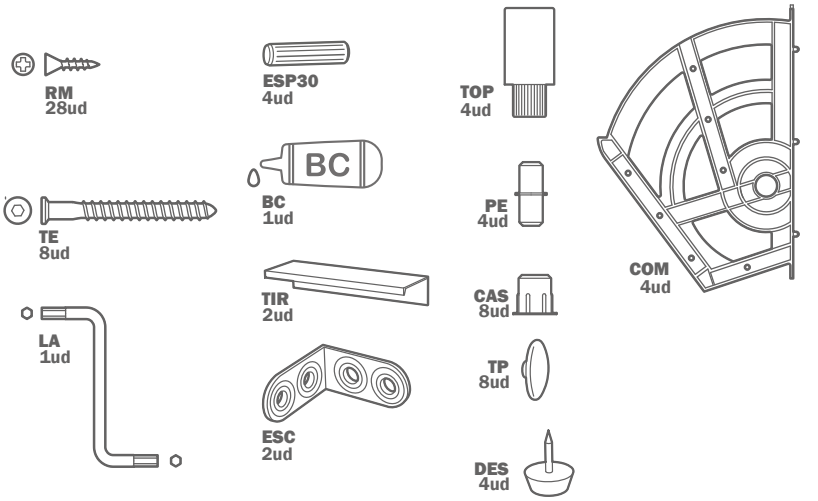



ES. No ingerir. Agitar antes de usar.

PT. Não ingerir. Agite antes de usar.

EN. *Do not swallow. Shake before use.*

FR. Ne pas ingérer. Agiter avant utilisation.

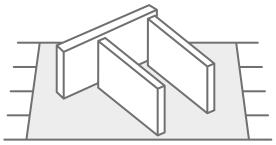

ES. Montaje del mueble sobre una superficie de protección.

PT. Monte os móveis em uma superfície protetora.

EN. *Mount the furniture on a protective surface.*

FR. Montez le meuble sur une surface de protection.

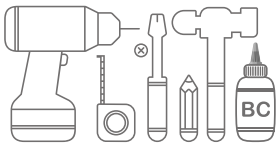

ES. Material necesario para el montaje del mueble.

PT. Material para o qual você deve usar montagem.

EN. *Material that you have to use for assembly.*

FR. Matériel que vous devez utiliser pour l'assemblage.



ES. Algunos pasos del montaje requieren de dos personas para su correcta realización.

PT. Alguns etapas exigem 2 pessoas para para sua montagem.

EN. *Some assembly steps require two people.*

FR. Certaines étapes d'assemblage nécessitent deux personnes.



ES. El montaje del mueble deberá realizarse siguiendo las instrucciones del fabricante, en caso contrario, puede haber riesgo de seguridad por caída o vuelco. Podría provocar lesiones graves.

Siga las siguientes instrucciones de seguridad:

- Evite poner objetos pesados sobre el producto.

- Evite que los niños se apoyen en los cajones o estantes.

- Coloque los objetos más pesados en la parte inferior del mueble.

- Fije el mueble a la pared con los dispositivos suministrados. En caso contrario puede haber riesgo de seguridad por caída o vuelco que pueden provocar lesiones graves.

Como existen diferentes materiales de pared, no se incluyen los tornillos de montaje ni tacos que anclarán a esta parte. Para encontrar el sistema se sujeción adecuado a su pared póngase en contacto con su especialista mas cercano.

PT. Os móveis devem ser montados de acordo com as instruções do fabricante, caso contrário pode haver perigo de queda ou tombamento. Isto pode resultar em ferimentos graves.

As instruções de segurança devem ser seguidas:

- Evitar colocar objectos pesados sobre o mobiliário.

- Evitar que as crianças se inclinem ou trepem em gavetas ou prateleiras.

- Colocar os objectos mais pesados sobre o fundo do mobiliário.

- Fixar o móvel à parede com os dispositivos fornecidos. Caso contrário, pode haver um risco de segurança devido a queda ou tombamento, o que pode causar ferimentos graves.

Como existem diferentes materiais de parede disponíveis, os parafusos de montagem e os tampões de parede que irão ancorar esta parte não estão incluídos. Para encontrar o sistema de fixação correcto para a sua parede, por favor contacte o especialista mais próximo.

EN. *The furniture must be assembled in accordance with the manufacturer's instructions, otherwise there may be a safety danger of falling or tipping over. This could result in serious injury.*

Safety instructions must be followed:

- Avoid placing heavy objects on the furniture.

- Prevent children from leaning or climbing on drawers or shelves.

- Place the heaviest objects on the bottom of the furniture.

- Secure the cabinet to the wall with the devices provided. Otherwise, there may be a safety risk due to falling or tipping over, which can cause serious injuries.

As there are different wall materials available, the mounting screws and wall plugs that will anchor this part are not included. To find the right fastening system for your wall, please contact your nearest specialist.

FR. Les meubles doivent être montés conformément aux instructions du fabricant, sinon il peut y avoir un risque de chute ou de basculement. Cela pourrait entraîner des blessures graves.

Les consignes de sécurité doivent être respectées :

- Évitez de placer des objets lourds sur le meuble.

- Empêchez les enfants de s'appuyer ou de grimper sur les tiroirs ou les étagères.

- Placez les objets les plus lourds sur le bas du meuble.

- Fixez le meuble au mur à l'aide des dispositifs fournis. Sinon, il peut y avoir un risque de sécurité en cas de chute ou de basculement, ce qui peut entraîner des blessures graves.

Comme il existe différents matériaux muraux, les vis de montage et les chevilles qui permettront d'ancrer cette pièce ne sont pas fournies. Pour trouver le système de fixation adapté à votre mur, veuillez contacter le spécialiste le plus proche.

Servicio de atención al cliente
sac@meka-block.com

Material no incluido
Material não incluído
Material not included
Matériel non inclus

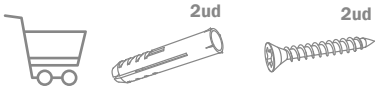

1



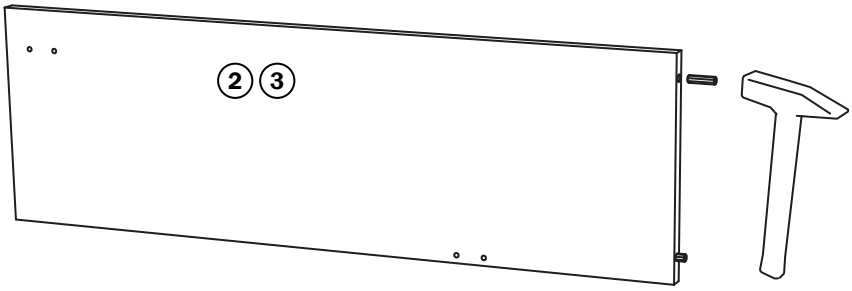



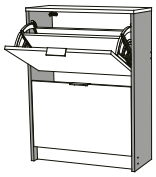

2

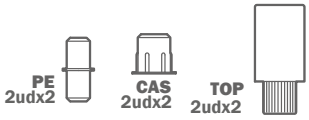

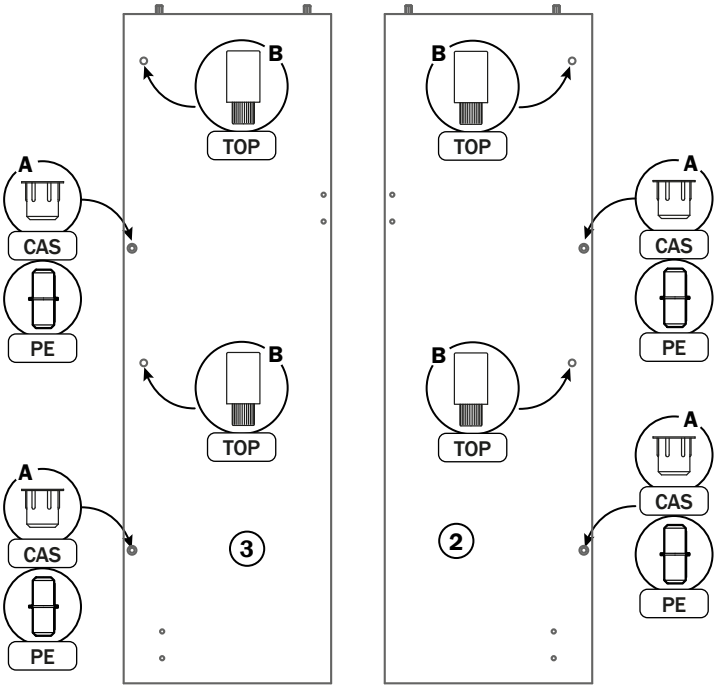

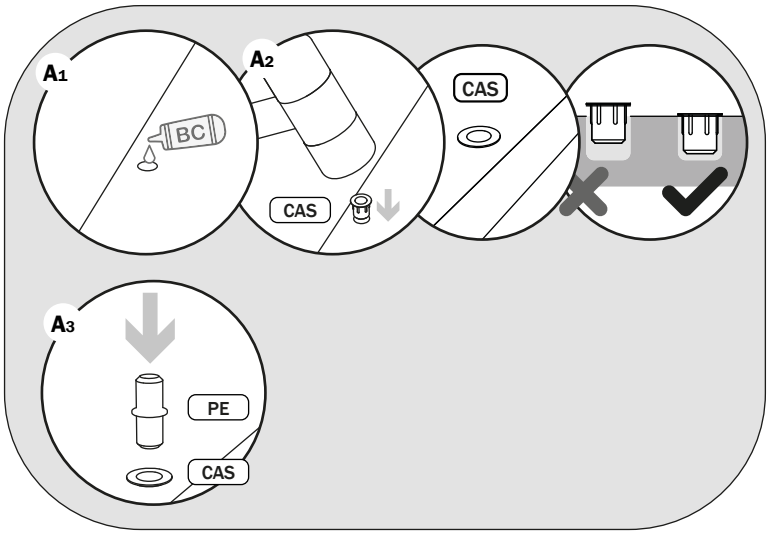

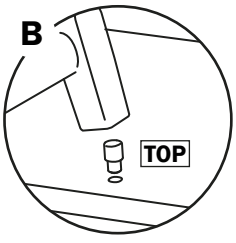

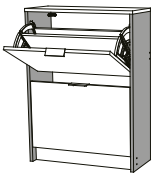

3



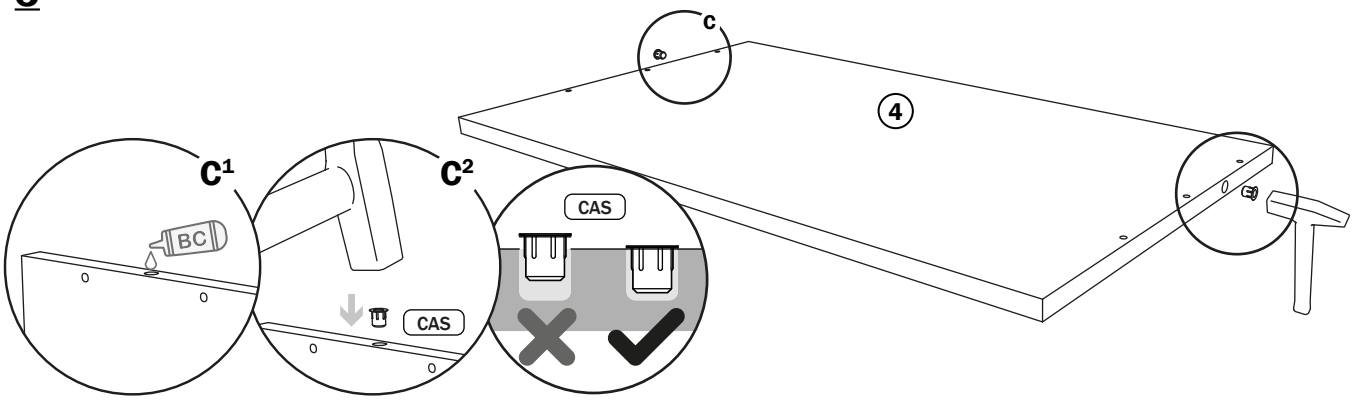

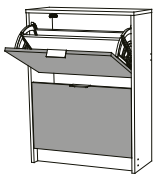

Este artículo dispone de una garantía según los términos y condiciones expresados por la ley.

4

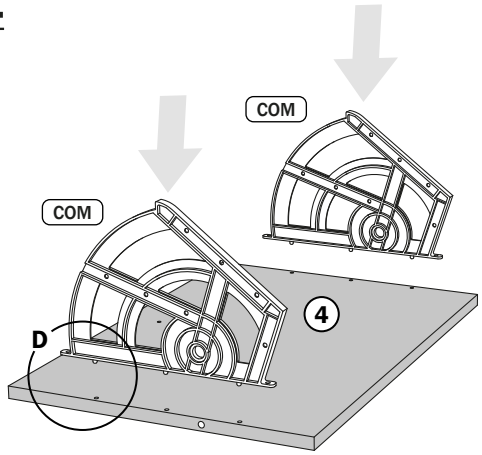
COM
COM
4
D

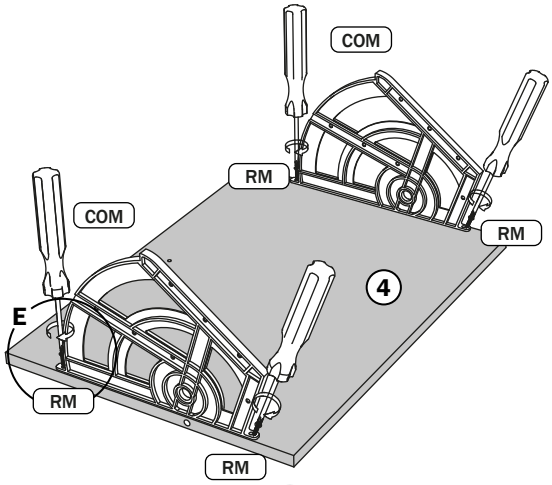
COM
RM
RM
COM
4
E
RM
RM

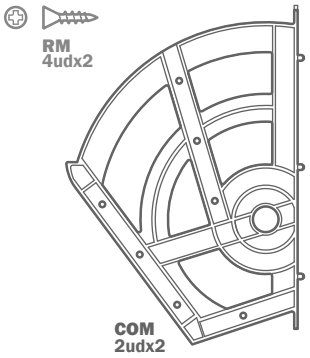
RM
4udx2
COM
2udx2

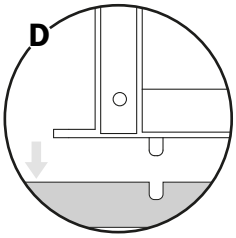
D

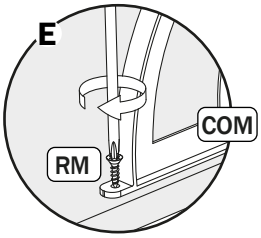
E
COM
RM

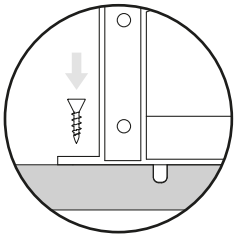

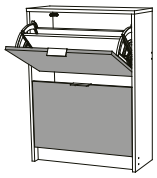

5


RM
6udx2

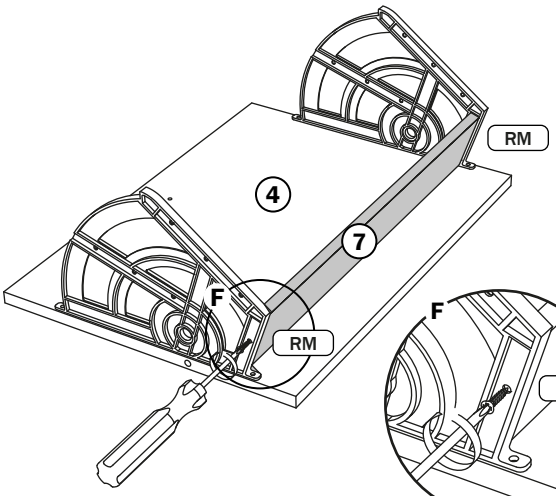
RM
4
7
F
RM

F
RM

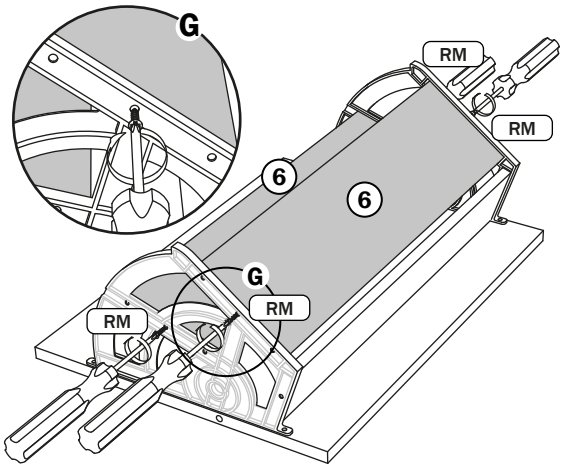
G
RM
RM
6
6
G
RM
RM

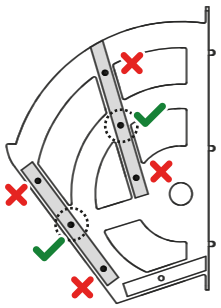

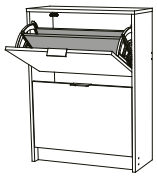

6


TIR
1udx2


RM
2udx2

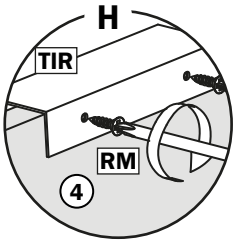
H
TIR
RM
4

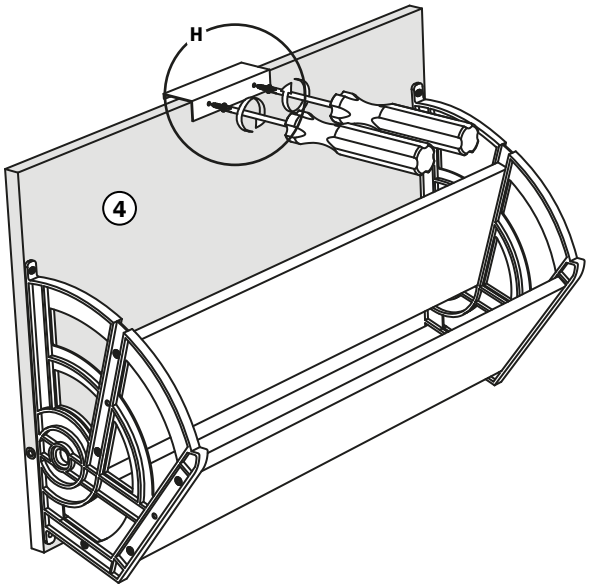
H
4

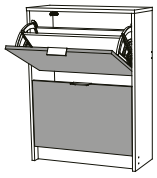

7

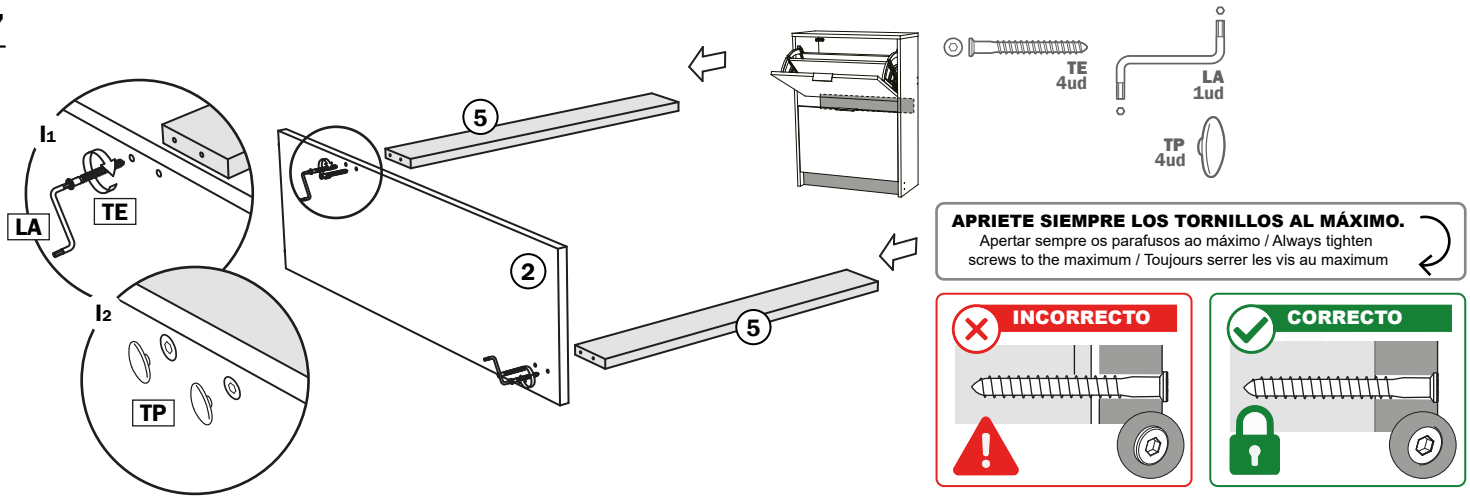

8

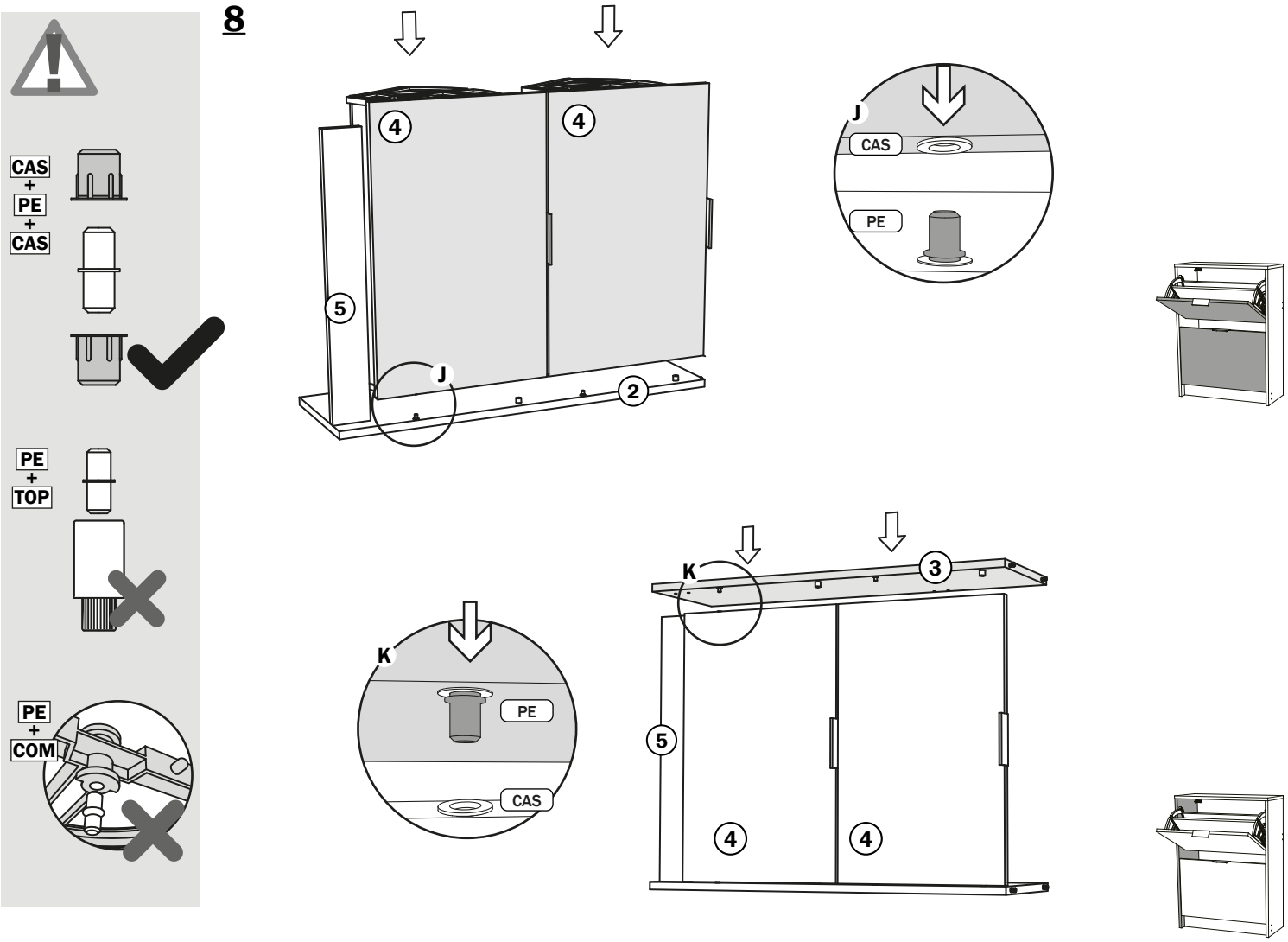

9

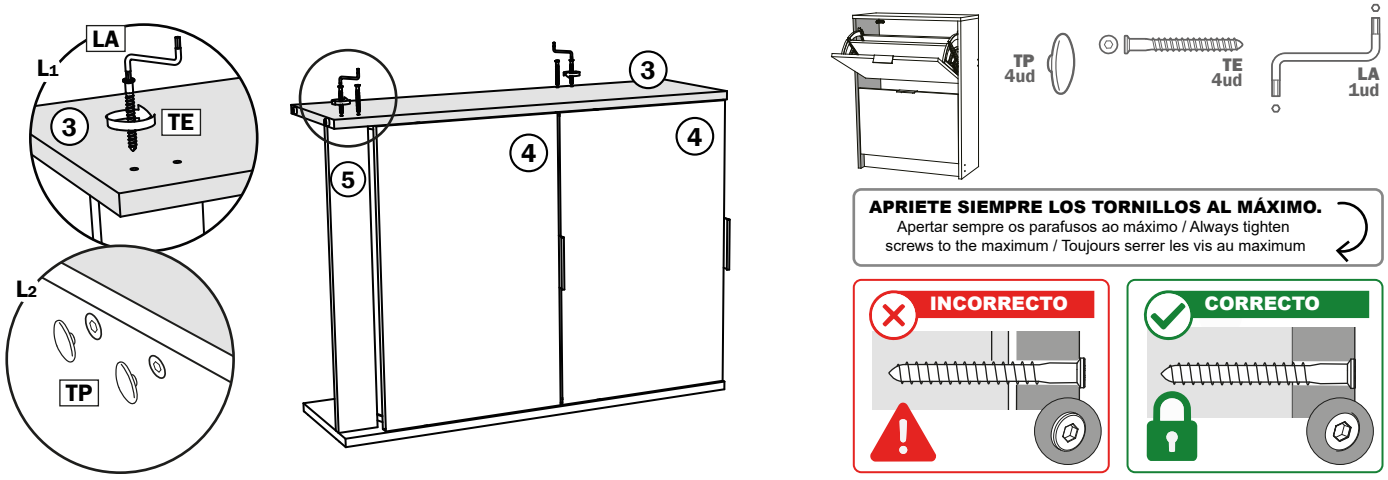

This article has a warranty according to the terms and conditions expressed by Law.

10

ATTENTION !

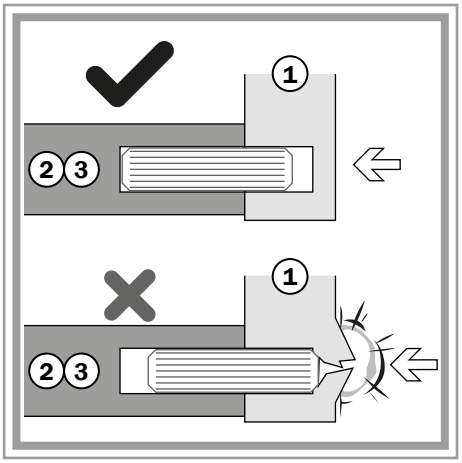

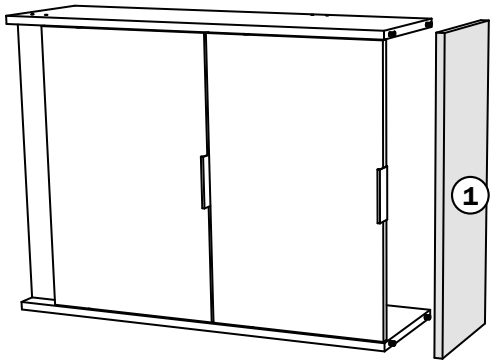





11

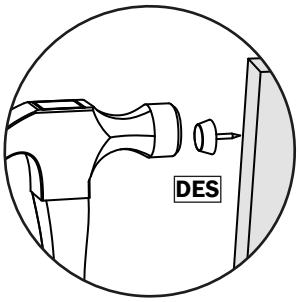

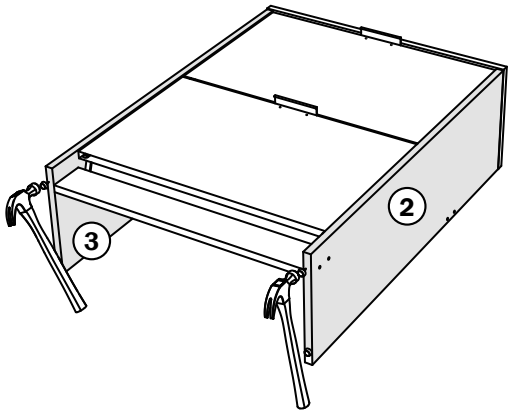



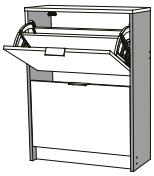



ES. El mueble deberá fijarse a la pared con los dispositivos de fijación suministrados.

En caso contrario puede haber riesgo de seguridad por caída o vuelco que pueden provocar lesiones graves.

PT. O mobiliário deve ser fixado à parede com os dispositivos de fixação fornecidos.

Caso contrário, pode haver um risco de segurança devido a queda ou tombamento, o que pode causar ferimentos graves.

EN. The furniture must be fixed to the wall with the supplied fixing devices.

Otherwise, there may be a safety risk due to falling or tipping over, which can cause serious injuries.

FR. Les meubles doivent être fixés au mur à l'aide des dispositifs de fixation fournis.

Sinon, il peut y avoir un risque de sécurité en cas de chute ou de basculement, ce qui peut entraîner des blessures graves.

12



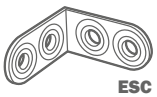

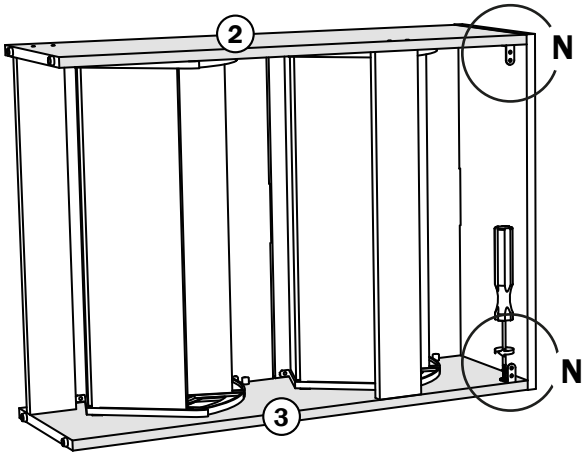

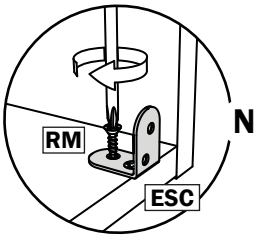

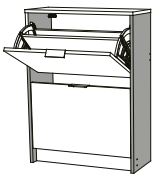

FIJE EL MUEBLE A LA PARED
FIXE OS MÓVEIS NA PAREDE
FIX THE FURNITURE TO THE WALL
FIXER LES MEUBLES AU MUR

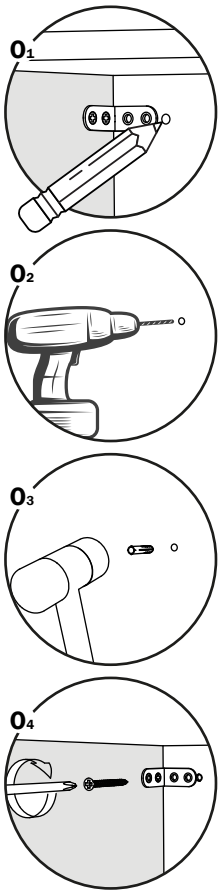

Material no incluido
Material não incluído
Material not included
Matériel non inclus





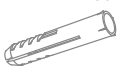

ES **Conserve ésta etiqueta para cualquier tipo de reclamación**

PT ***Guarde este rótulo para qualquer tipo de reclamação***

EN Keep this label for any requests you may have.

FR *Conservez cette étiquette pour tout type de réclamation*

8000000000000

COLOR / ACABADO
K-0000
O.F. : 21001111

XXXXXXXXXXXXXXXXXXXXXX

ZAPATERO DISEÑADO SIN TRASERA

Para que el aire circule y tus zapatos respiren.
Evita humedad, malos olores y alarga la vida de tus zapatos.



Sapateira concebida sem traseira,
permitindo a circulação do ar e que os seus sapatos respirem.
Évite l'humidité et les mauvaises odeurs, et prolonge la durée de vie de vos chaussures.

Shoe cabinet designed without a back panel,
allowing air to circulate and your shoes to breathe.
Prevents moisture and bad odors, extending the life of your shoes.

Meuble à chaussures conçu sans panneau arrière,
afin de permettre à l'air de circuler et à vos chaussures de respirer.
Evita a humidade e os maus odores, prolongando a vida útil dos seus sapatos.

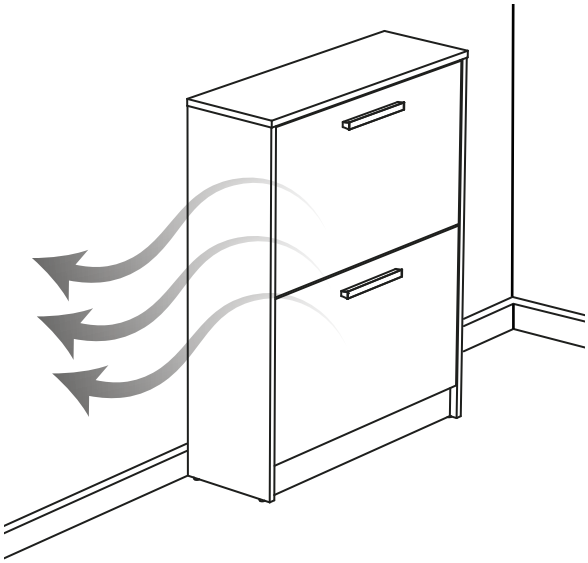

PARA CONSEGUIR LA MÁXIMA ESTABILIDAD DE TU ZAPATERO Revisa estos puntos:

Para conseguir a máxima estabilidade da sua sapateira, verifique estes pontos: / **To achieve maximum stability for your shoe cabinet,** check these points: / **Pour obtenir une stabilité maximale de votre meuble à chaussures,** vérifiez les points suivants :



¿Has encolado las espigas?
Si no lo has hecho, asegúrate de poner cola en los orificios donde se introducen las espigas.

Colou as cavilhas?
Certifique-se de aplicar cola nos orifícios onde as cavilhas são inseridas.

Have you glued the dowels?
Make sure to apply glue in the holes where the dowels are inserted.

Avez-vous collé les tourillons?
Veillez à mettre de la colle dans les trous où les tourillons sont insérés.

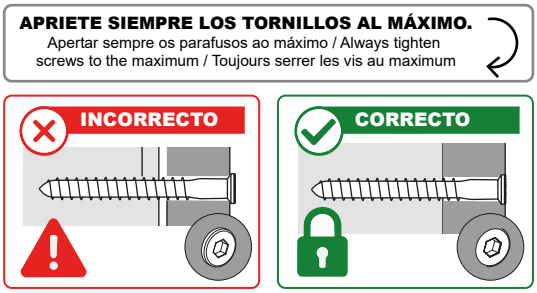

¿Has apretado correctamente los tornillos de ensamble?
Comprueba este paso, ya que es muy importante para la firmeza del mueble.

Apertou corretamente os parafusos de montagem?
Verifique este passo, pois é muito importante para a firmeza do móvel.

Have you tightened the assembly screws correctly?
Check this step, as it is very important for the firmness of the unit.

Avez-vous correctement serré les vis d'assemblage ?
Vérifiez cette étape, car elle est très importante pour la solidité du meuble.



¿Has anclado el zapatero a la pared?
Recuerda que es necesario fijarlo a la pared para un uso seguro y estable.

Fixou a sapateira à parede?
Lembre-se de que é necessário fixá-la à parede para uma utilização segura e estável.

Have you fixed the shoe cabinet to the wall?
Remember that it must be secured to the wall for safe and stable use.

Avez-vous fixé le meuble à chaussures au mur?
N'oubliez pas qu'il est nécessaire de le fixer au mur pour une utilisation sûre et stable.

Siguiendo estas recomendaciones, tu zapatero quedará perfectamente firme y estable.

Seguindo estas recomendações, a sua sapateira ficará perfeitamente firme e estável.

By following these recommendations, your shoe cabinet will be perfectly firm and stable.

En suivant ces recommandations, votre meuble à chaussures sera parfaitement solide et stable.

PREGUNTAS FRECUENTES Y CONSEJOS DE MONTAJE

PERGUNTAS FREQUENTES E DICAS DE MONTAGEM

FREQUENTLY ASKED QUESTIONS AND ASSEMBLY TIPS

QUESTIONS FRÉQUENTES ET CONSEILS DE MONTAGE

ESCANEA QR
DIGITALIZE O CÓDIGO QR
SCAN THE QR CODE
SCANNEZ LE CODE QR

www.meka-block.com/zcd/