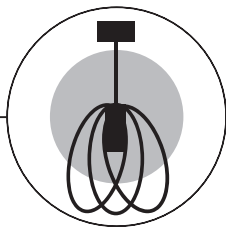


Inspire



1/2



FR - Mentions Légales & Consignes de Sécurité

ES - Instrucciones Legales y de Seguridad

PT - Avisos Legais e instruções de Segurança

IT - Istruzioni Legali e di Sicurezza

EL - Νομικό σημείωμα και οδηγίες ασφαλείας

PL - Uwagi Prawne i Instrukcja Bezpieczeństwa

UA - Керівництво з Техніки

RO - Mențiuni legale și instrucțiuni de siguranță

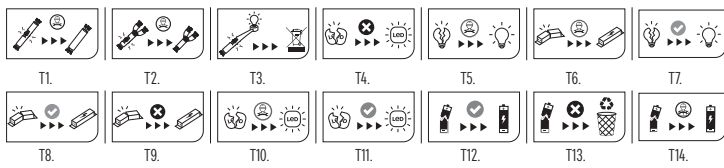
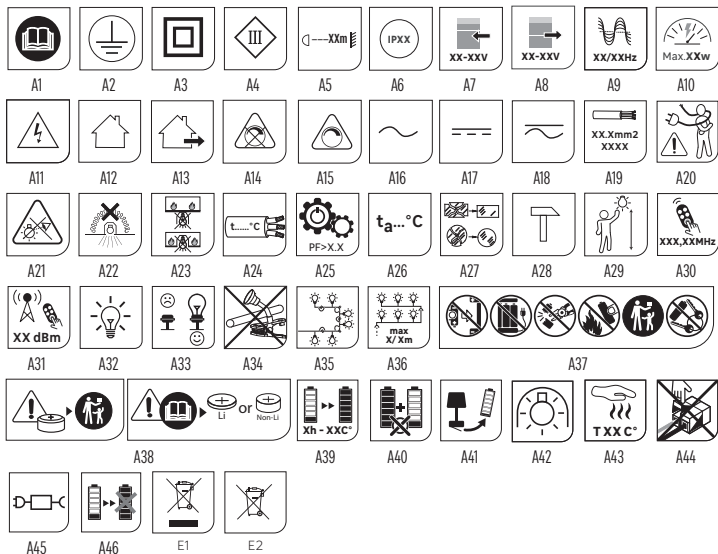
BR - Aviso legal e instruções de segurança

NL - Wettelijke & veiligheidsinstructies

DE - Rechtliche & Sicherheitshinweise

EN - Legal & Safety Instructions

FR : caractéristiques techniques / ES : características técnicas / PT : características técnicas / IT : caratteristiche tecniche / EL : τεχνικά χαρακτηριστικά / PL : dane techniczne / UA : технічні характеристики / RO : caracteristici tehnice / BR : características técnicas / NL : technische kenmerken / DE : technische Merkmale / EN : technical characteristics



Thank you for purchasing this product. We recommend that you read the installation, user and maintenance instructions carefully. We have designed this product to ensure your complete satisfaction. If you require assistance, the team at your retailer is on hand to help you.

General Safety Instructions

Read this instruction manual thoroughly before using the appliance and save it for future reference and if necessary pass the instruction manual on to a third party.

WARNING: When using electrical appliance, basic safety precautions should always be followed to reduce the risk of fire, electrical shock and personal injury.

General instructions

Check if the electrical specifications of this luminaire are compatible with your installation

WARNING: The power supply must be turned off before installation, maintenance, bulb replacement, or cleaning.

Care must be taken before drilling fixing holes to avoid any existing wiring or pipework that may be concealed.

Warning symbols

This document (1) contains all the technical characteristics and different definitions potentially applicable to the product in the form of pictograms, according to international standards and safety standards. Not all of these characteristics are applicable to the product you have chosen. In the instruction manual (2) of the product you will find which ones are applicable to it.

- A1. Read the instructions carefully.
- A2. Protection class I. This lamp has an earth terminal. The earth wire (yellow and green) must be connected to the terminal indicated by the symbol.
- A3. Safety Class II. This lamp is doubly insulated and may not be wire to a protective conductor.
- A4. Class III product - designed to be supplied from a SELV (Separated or Safety Extra-Low Voltage) power source.
- A5. Warning: minimum distance from lighted objects (xx meters).
- A6. «IPXX» Standardized code that indicates the level of protection of a device against the intrusion of solid bodies and liquids.
- A7. Rated voltage input xxxV
- A8. Rated voltage output xxxV
- A9. Rated frequency or rated frequencies in hertz
- A10. Rated wattage Max.XX W
- A11. Caution, electric shock risk
- A12. This luminaire is intended for only indoor use.
- A13. This luminaire is intended for outdoor use.
- A14. Not dimmable
- A15. Dimmable
- A16. alternating current
- A17. Direct current

- A18. Direct and alternating current.
- A19. Please use supply cord at least XGX.Xmm² (PVC wire is forbidden, suggest using HXXRN-F wire) or more resistant.
- A20. To reduce the risk of strangulation the flexible wiring connected to this luminaire shall be effectively fixed to the wall if the wiring is within arm's reach.
- A21. Do not stare at the operating light source.
- A22. WARNING: Luminaires not suitable for covering with thermally insulated material.
- A23. The luminaire is not suitable for mounting directly on flammable surfaces (it is only suitable for mounting on non-combustible surfaces)
- A24. Ambient temperature at a maximum of xx°C for use of heat resistant supply cables, interconnecting cables or external wiring.
- A25. Power factor.
- A26. Rated maximum ambient temperature at a maximum of XX°.
- A27. Replace any cracked protective shield.
- A28. Rough service luminaires.
- A29. Only to be installed outside arm's reach.
- A30. Transmission power of the frequency band in XX MHz.
- A31. Maximum transmitted power in XX dBm
- A32. Light source.
- A33. Ensure that all lampholders are fitted with a lamp.
- A34. This clamp luminaire is not suitable for tubular mounting.
- A35. The luminaire is intended for re-lamping.
- A36. Maximum number of luminaires that can be interconnected.
- A37 - Do not insert incorrectly the battery. Ensure correct polarity of the batteries, this is indicated in the battery compartment.
 - WARNINGS :
 - Non-rechargeable batteries are not to be recharged.
 - Do not open/dismantle.
 - Do not dispose of in fire.
 - WARNING : Danger to life and risk of accidents for infants and children! Keep the batteries out of the reach of children. Do not leave the batteries lying around. There is a risk of children or animals swallowing them. Consult a doctor immediately if a battery is swallowed. Never throw batteries into fire or water.
 - KEEP OUT OF REACH OF CHILDREN
 Swallowing can lead to chemical burns, perforation of soft tissue, and death. Severe burns can occur within 2 hours of ingestion. Seek medical attention immediately.
 - If the battery compartment does not close securely, stop using the product and keep it away from children.
 - Supply terminals are not to be short-circuited.
- A38. - WARNING: This product contains a coin/button battery. A coin/button battery can cause serious internal chemical burns perforation of soft tissue and thermal death if swallowed. Severe burns can occur within 2 hours of ingestion
 - WARNING: Dispose of used batteries immediately.
 - Keep new and used batteries away from children. If you

think batteries might have been swallowed or placed inside any part of the body, seek immediate medical attention.

- A39. Battery charging time. - Ambient temperature range for the charging system during charging
- A40. Different types of batteries or new and used batteries are not to be mixed.
- A41. Exhausted batteries are to be removed from the luminaire.
- A42. Luminaire designed to be used only with self-shielded tungsten halogen lamps.
- A43. Rated maximum surface temperature T in °C.
- A44. Terminal block not included. Installation must be performed by a skilled person.
- A45. Do not use any charger other than the one provided specifically for use with the device
- A46. The battery supplied with this light is not rechargeable.

Safety Instructions for battery.

- the battery must be removed from the luminaire before it is scrapped;
- the appliance must be disconnected from the supply mains when removing the battery;
- the battery is to be disposed of safely.
- replacement of a battery with an incorrect type that can defeat a safeguard (for example, in the case of some lithium battery types). Fire or explosion can result from the use of the incorrect battery;
- disposal of a battery into fire or a hot oven, or mechanically crushing or cutting of a battery, that can result in an explosion;
- leaving a battery in an extremely high temperature surrounding environment that can result in an explosion or the leakage of flammable liquid or gas; and
- a battery subjected to extremely low air pressure that may result in an explosion or the leakage of flammable liquid or gas.

Specific Safety Rules

"Replace failed lamps immediately by lamps of the same type as delivered or of a type specified by the manufacturer".

- where breakage or damage to lamps occurs the chain must not be used/energised but disposed of safely.
- Do not connect the product to the supply while it is in the packing or wound onto a reel.
 - Do not use the rope light when covered or recessed into a surface;
 - Minimum allowed bending radius (if applicable).
 - Do not open or cut the rope light.

WARNING - THIS PRODUCT MUST NOT BE USED WITHOUT ALL GASKETS BEING IN PLACE

Environmental protection.

E1. CAUTION!

Electrical products must not be thrown out with domestic waste. They must be taken to a communal collecting point for environmentally friendly disposal in accordance with local regulations. Contact your local

authorities or stockist for advice on recycling. The packaging material is recyclable. Dispose of the packaging in an environmentally friendly manner and make it available for the recyclable material collection-service.

- E2. Batteries must be recycled or destroyed appropriately. Do not throw batteries away with household waste, municipal waste or on a fire as they may leak or explode. Do not open, short circuit or damage batteries as this may cause injury.

Trouble-shooting.

- T1. For type X attachments having a specially prepared cord : If the external flexible cable or cord of this luminaire is damaged, it shall be replaced by a cord of the same type and having the same preparation.
- T2. For type Y attachments : If the external flexible cable or cord of this luminaire is damaged, it shall be replaced by the manufacturer or their service agent or a skilled person.
- T3. For type Z attachments: The external flexible cable or cord of this luminaire cannot be replaced; if the cord is damaged, the whole luminaire shall be replaced.
- T4. The light source of this luminaire is not replaceable; when the light source reaches its end of life the whole luminaire shall be replaced
- T5. The light source contained in this luminaire shall only be replaced by the manufacturer or their service agent or a skilled person
- T6. The servicing of the controlgear in this luminaire should only be undertaken by the manufacturer or their service agent or a similarly skilled person.
- T7. The light source contained in this luminaire can be replaced by the end user.
- T8. The controlgear in this luminaire may be replaced in accordance with the recommendations given by the luminaire manufacturer
- T9. The controlgear of this luminaire is a non-replaceable component; when the controlgear reaches its end of life the whole luminaire shall be replaced. The controlgear of this luminaire is a non-serviceable component, do not attempt to gain access to the controlgear.
- T10. The LED light source contained in this luminaire shall only be replaced by the manufacturer or their service agent or a skilled person.
- T11. The LED light source contained in this luminaire can be replaced by the end user.
- T12. The batteries contained in this luminaire are replaceable by the end user.
- T13. The batteries contained in this luminaire are not replaceable; when the battery reaches its end of life, the entire luminaire must be decommissioned.
- T14. The battery/EDLC contained in this luminaire shall only be replaced by the manufacturer or his service agent or a similar qualified person

Maintenance / Cleaning

Disconnect from mains before maintenance or cleaning. Repairs should only be carried out by qualified persons and using genuine spare parts. Inappropriate repairing could cause significant danger.

Always use bulbs according to specifications listed in this manual.

WARNING: The use of any accessory not specified in this manual may present a risk of personal injury

Guarantee

1. WARRANTY DURATION

The general legal guarantee applies according to the laws in force in your country (unless a specific guarantee is mentioned for your product) from the date of delivery of the goods and the handing over of the receipt proving the purchase.

2. WARRANTY APPLICATION :

For the warranty to be applied, the product must have been installed, used and maintained according to the Instruction Manual guidelines.

Hereunder the examples of such exclusions (the list is non-exhaustive, please contact your vendor in need of an evaluation of your situation):

- Faulty electrical supply system in the place of installation of the product
- Any damage resulting from environmental impact: overvoltage, current or mains fluctuations, moisture, heat, dust, oxidized surfaces, coastal corrosion, extreme temperatures, etc.
- Inappropriate product mounting and installation as well its settings configuration
- Inadequate and maintenance of the product and its parts
- Natural wear of the product or its parts due to their usual usage
- Unintended use of the product or its parts
- Unauthorized additions or modifications of the product or its parts
- Any mechanical damage resulting from mishandling, breakage, accident or unauthorized repair of the product and its parts
- Any damage coming from improper packing and shipment of the product during the return of the product or its parts
- Loss of the accessories included with the product
- Any consumable components, such as batteries and bulbs for instance, that can be replaced, are also excluded from the warranty claims

3. QUESTIONS AND CLAIMS

If you have any questions or encounter any problems regarding the use of the product, its performance or visual aspect, you are welcome to contact your vendor through the contact information you will find on the purchasing receipt.



Traduction de la version originale du mode d'emploi / Traducción de las Instrucciones originales / Tradução das Instruções Originais / Traduzione delle istruzioni originali / Μετάφραση των πρωτότυπων οδηγιών / Tłumaczenie instrukcji oryginalnej / Переклад оригінальної інструкції / Traducerea instrucțiunilor originale / Tradução das Instruções Originais / Originele instructies / Original-Anleitung / Original Instructions.

EU ADEO Services - 135 Rue Sadi Carnot - CS00001 - 59790 RONCHIN - FRANCE

UA Виробник: ТОВ «Адео Сервісез С.А.», вул. Саді Карно, CS 00001, 59790 Роншен, Франція.

Імпортер, суб'єкт господарювання, що відповідає за виконання гарантійних зобов'язань : ТОВ «Леруа Мерлен Україна», 04201 Україна, м.Київ, вул. Полярна 17А, +380 44 498 46 00.

BR IMPORTADO E DISTRIBUÍDO POR: LEROY MERLIN COMPANHIA BRASILEIRA DE BRICOLAGEM CNPJ: 01.438.784/0001-05 Rua Pascoal Pais, nº. 525, 6º andar, cj 61 a 64 - Vila Cordeiro, São Paulo - SP CEP: 04581-060 CALM (Central de Atendimento Leroy Merlin) Capitais 4020-5376 Demais Regiões 0800-0205376

ZA Imported by Adeo South Africa (PTY) LTD
T/A Leroy Merlin, Hosted in Leroy Merlin
Fourways Store 35 Roos Street, Witkoppen
Ext 97, Sandton, 2191 Johannesburg,
Gauteng, South Africa. Tel: +27 10 493 8000
Email: contact@leroymerlin.co.za.